



US0D1040041S

(12) **United States Design Patent** (10) **Patent No.:** **US D1,040,041 S**  
**Curic et al.** (45) **Date of Patent:** **\*\* Aug. 27, 2024**

(54) **VEHICLE FRONT LOWER APPLIQUE**  
(71) Applicant: **Ford Global Technologies, LLC**,  
Dearborn, MI (US)  
(72) Inventors: **Kemal Curic**, Lake Forest, CA (US);  
**Earl Lucas**, Southfield, MI (US);  
**Darren Luke**, West Bloomfield, MI  
(US); **Jaewoo Chang**, Novi, MI (US)  
(73) Assignee: **Ford Global Technologies, LLC**,  
Dearborn, MI (US)  
(\*\*) Term: **15 Years**  
(21) Appl. No.: **29/836,637**  
(22) Filed: **Apr. 28, 2022**  
(51) **LOC (14) Cl.** ..... **12-16**  
(52) **U.S. Cl.**  
USPC ..... **D12/169**  
(58) **Field of Classification Search**  
USPC ..... D12/1, 14, 22, 82, 85-93, 96-99,  
D12/163-167, 169-173, 181, 184-185,  
D12/190, 196, 400; D21/533, 548, 552,  
D21/561  
CPC ..... B60R 13/04; B60R 2011/0043  
See application file for complete search history.

D878,253 S \* 3/2020 Woodhouse ..... D12/163  
D887,912 S \* 6/2020 Woodhouse ..... D12/163  
D890,040 S \* 7/2020 Platto ..... D12/169  
D891,334 S \* 7/2020 Woodhouse ..... D12/181  
D923,533 S \* 6/2021 Kaoud ..... D12/169  
D923,534 S \* 6/2021 Kaoud ..... D12/169  
D940,612 S \* 1/2022 Metros ..... D12/169  
D941,200 S \* 1/2022 Beckles ..... D12/169  
D941,204 S \* 1/2022 Willing ..... D12/196  
D944,701 S \* 3/2022 Piaskowski ..... D12/196  
D990,385 S \* 6/2023 Depeyster ..... D12/169

\* cited by examiner

*Primary Examiner* — Calvin E Vansant

*Assistant Examiner* — John P. McCartney

(74) *Attorney, Agent, or Firm* — Vichit Chea

(57) **CLAIM**

The ornamental design for a vehicle front lower applique, as shown and described.

**DESCRIPTION**

FIG. 1 is a front elevational view of a vehicle front lower applique, showing our new design;  
FIG. 2 is a left side elevational view thereof;  
FIG. 3 is a right side elevational view thereof;  
FIG. 4 is a top plan view thereof;  
FIG. 5 is a bottom plan view thereof;  
FIG. 6 is a top, front and left side perspective view thereof;  
and,  
FIG. 7 is a bottom, front and left side perspective view thereof.  
The claimed design is indicated by the relatively dark portions in the figures. The de-emphasized and relatively light portions form no part of the claimed design.

**1 Claim, 7 Drawing Sheets**

(56) **References Cited**

**U.S. PATENT DOCUMENTS**

D726,608 S \* 4/2015 Curic ..... D12/181  
D726,609 S \* 4/2015 Curic ..... D12/181  
D821,939 S \* 7/2018 Bucher ..... D12/169  
D850,998 S \* 6/2019 Woodhouse ..... D12/169  
D861,553 S \* 10/2019 Woodhouse ..... D12/169  
D869,365 S \* 12/2019 Woodhouse ..... D12/169



Fig. 1



Fig. 2



Fig. 3




Fig.4




Fig. 5




Fig.6

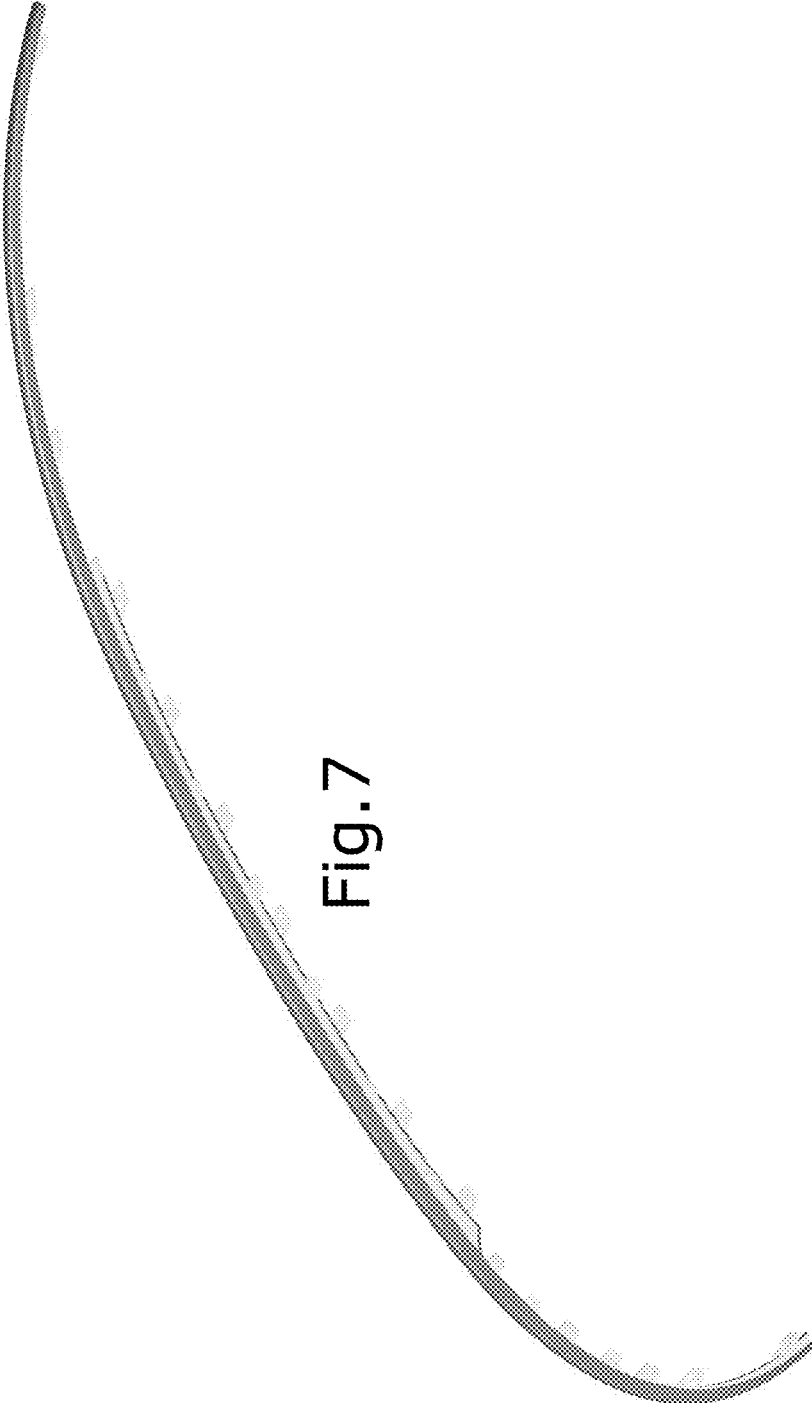


Fig. 7