



(11) **EP 1 569 076 B1**

(12) **EUROPEAN PATENT SPECIFICATION**

(45) Date of publication and mention of the grant of the patent:
11.01.2012 Bulletin 2012/02

(51) Int Cl.:
G06F 3/033^(2006.01) **G06F 1/16^(2006.01)**
H04M 1/725^(2006.01)

(21) Application number: **04251088.3**

(22) Date of filing: **26.02.2004**

(54) **Mobile device with integrated camera operations**

Mobilgerät mit integrierten Kamerafunktionen

Dispositif mobile avec opérations photographiques intégrées

(84) Designated Contracting States:
AT BE BG CH CY CZ DE DK EE ES FI FR GB GR HU IE IT LI LU MC NL PT RO SE SI SK TR
Designated Extension States:
AL LT LV MK

(43) Date of publication of application:
31.08.2005 Bulletin 2005/35

(60) Divisional application:
10181957.1 / 2 261 778

(73) Proprietor: **RESEARCH IN MOTION LIMITED**
Waterloo, Ontario N2L 3W8 (CA)

(72) Inventor: **Nobels, Jonathan**
Guelph
Ontario N1E 4S9 (CA)

(74) Representative: **Skone James, Robert Edmund et al**
Gill Jennings & Every LLP
The Broadgate Tower
20 Primrose Street
London EC2A 2ES (GB)

(56) References cited:
EP-A- 1 349 407 **WO-A-01/98885**
GB-A- 2 315 186 **US-A- 5 943 603**
US-B1- 6 249 275 **US-B1- 6 466 830**

EP 1 569 076 B1

Note: Within nine months of the publication of the mention of the grant of the European patent in the European Patent Bulletin, any person may give notice to the European Patent Office of opposition to that patent, in accordance with the Implementing Regulations. Notice of opposition shall not be deemed to have been filed until the opposition fee has been paid. (Art. 99(1) European Patent Convention).

Description

[0001] The present invention relates to mobile devices and, in particular, to mobile devices with integrated camera operations.

[0002] Mobile hand-held computing devices such as personal digital assistants and messaging enabled communications devices are rapidly growing in popularity. More features are being incorporated into mobile hand-held computing devices. For example, there are now messaging enabled mobile phones that have display screens and built-in-cameras. Such phones allow pictures taken by the camera to be displayed on screen and stored on the phone and wirelessly transmitted as digital photos.

[0003] In order to incorporate digital photographs into e-mail, memos, word processing documents, tasks, contacts, or calendar entries, the user starts a dedicated camera application on the mobile device. The user then causes the camera to take a photograph and the resulting picture is stored as a digital file. The user then minimizes or closes the camera application and starts or returns to the relevant application program, such as an e-mail program, a scheduling program, or a word processing program, and attaches or inserts the digital file from its storage location in memory.

[0004] It will be appreciated that the prior art devices require a complex series of steps to achieve the desired result. In particular, the user must exit an active application, take a photograph, save the photograph, re-enter the application, locate the photograph within the database or file system, and then attach or insert the photograph into an active document in the application. The camera functions as a source of data only to a dedicated camera application, which saves the image data to memory in a database or file system.

[0004a] US6249275 teaches a mobile device, specifically a portable pen-based tablet, designed to operate a program that accepts a variety of inputs to create a collection of captured data. The program provides blank pages into which a user may insert a variety of types of information including images, recorded audio, "ink", etc. Because the device and its program are specifically designed to accept these various inputs, the user need not select from menus or change modes for different types of input.

GENERAL

[0005] The present invention provides a mobile device and a method of capturing image data and inserting said image data into an active document on the mobile device. In accordance with the present invention, the user triggers the operating system to switch from an active application in which the user is editing a document to a camera application by activating a camera activator. The user then captures an image by subsequently activating the camera activator, whereupon the active application is restored and the image data is inserted in-line within the document.

[0006] In one aspect, the present invention provides a method of capturing image data and inserting said image data into an active document on a mobile device, the mobile device including a camera and a camera activator, the mobile device having an active application in which the active document is open and a camera application, the method comprising the steps of: detecting a first signal from the camera activator; determining that the active document is open in an editable mode; switching from operation of the active application to the camera application in response to detection of the first signal from the camera activator if the active document is determined to be open in an editable mode; detecting a second signal from the camera activator; and in response to detection of said second signal, capturing image data via the camera using the camera application, and automatically resuming operation of the active application and inserting said image data into said active document open in the active application.

[0007] In another aspect the present invention provides a mobile device. The mobile device comprises a processor and associated memory, the processor being configured to run an active application and a camera application, the active application being configured to open an active document; a camera for capturing images and providing image data for said images to said processor via said camera application; and a camera activator responsive to user activation; wherein the mobile device further comprises a camera listener interface comprising a test module adapted to test whether said active document is open in an editable mode in response to a first signal from said camera activator, and wherein said camera listener interface is further adapted to: cause the processor to switch from said active application to said camera application if said active document is in the editable mode and cause the camera to capture the image data and the processor to resume said active application and to pass to said active application said image data for insertion into said active document in response to a second signal from said camera activator.

[0008] Other aspects and features of the present invention will be apparent to those of ordinary skill in the art from a review of the following detailed description when considered in conjunction with the drawings.

BRIEF DESCRIPTION OF THE DRAWINGS

[0009] Reference will now be made, by way of example, to the accompanying drawings which show an embodiment of the present invention, and in which:

- [0010] Figure 1 shows a block diagram of an embodiment of a mobile device system;
 [0011] Figure 2 shows, diagrammatically, a front view of an embodiment of a mobile device;
 [0012] Figure 3 shows, diagrammatically, a side view of an embodiment of a mobile device;
 [0013] Figure 4 shows, diagrammatically, a back view of an embodiment of a mobile device;
 5 [0014] Figure 5 shows, diagrammatically, a front view of a second embodiment of a mobile device; and
 [0015] Figure 6 shows, in flowchart form, a method of integrating the operation of a camera and mobile device.
 [0016] Similar reference numerals are used in different figures to denote similar components.

DESCRIPTION OF SPECIFIC EMBODIMENTS

10 [0017] The following description of one or more specific embodiments of the invention does not limit the implementation of the invention to any particular embodiment. In particular, the present invention is not limited to any particular operating system, mobile device architecture, mobile device form factor, or computer programming language.

15 [0018] Persons ordinarily skilled in the art will also understand that the references herein to a camera activator or, specifically, a camera button, are not intended to limit the present invention to any particular type or style of user activation or triggering device. Any activation device that a user is capable of manipulating in order to cause a signal to be sent to the processor may be employed in place of a conventional camera button. The terms "camera button" or "camera activator" herein are meant to encompass all such user activation devices, including buttons, keys, keypad contacts, switches, dials, touch pads, touch screens, etc. In some embodiments, the "camera activator" may be a particular
 20 combination of keys on a keyboard, whereby such keys have been assigned the function of operating as a camera button. For example, Ctrl-Alt-C may be designated as the "camera activator" combination of keystrokes. The term "camera activator" is also intended to encompass non-physical devices, including software triggers, such as a dropdown menu, "softkey", or a timer. It will also be understood that the term "camera activator" may refer to more than one activator if separate activators are used to provide a first signal and a second signal, respectively.

25 [0019] Referring now to the drawings, Figure 1 is a block diagram of a hand-held computing device to which the present invention is applied in an example embodiment. In the example embodiment, the hand-held computing device is a two-way mobile communication device 10 having data and possibly also voice communication capabilities. In an example embodiment, the device has the capability to communicate with other computer systems on the Internet. Depending on the functionality provided by the device, in various embodiments the device may be a data communication
 30 device, a multiple-mode communication device configured for both data and voice communication, a mobile telephone, a PDA (personal digital assistant) enabled for wireless communication, or a computer system with a wireless modem, among other things. In various embodiments, the present invention may also be applied to handheld computing devices, such as PDAs and digital cameras, that are not enabled for communications.

35 [0020] In this embodiment, in which the device 10 is enabled for communications, the device 10 includes a communication subsystem 11, including a receiver 12, a transmitter 14, and associated components such as one or more, preferably embedded or internal, antenna elements 16 and 18, and a processing module such as a digital signal processor (DSP) 20. In some embodiments, the communication subsystem includes local oscillator(s) (LO) 13, and in some embodiments the communication subsystem 11 and a microprocessor 38 share an oscillator. As will be apparent to those skilled in the field of communications, the particular design of the communication subsystem 11 will be dependent upon
 40 the communication network in which the device is intended to operate.

45 [0021] Signals received by the antenna 16 through a wireless communication network 50 are input to the receiver 12, which may perform such common receiver functions as signal amplification, frequency down conversion, filtering, channel selection and the like, and in some embodiments, analog to digital conversion. In a similar manner, signals to be transmitted are processed, including modulation and encoding for example, by the DSP 20 and input to the transmitter 14 for digital to analog conversion, frequency up conversion, filtering, amplification and transmission over the communications network 50 via the antenna 18.

50 [0022] The device 10 includes the microprocessor 38 that controls the overall operation of the device. The microprocessor 38 interacts with communications subsystem 11 and also interacts with further device subsystems such as the display 22, flash memory 24, random access memory (RAM) 26, auxiliary input/output (I/O) subsystems 28, serial port 30, keyboard or keypad 32, speaker 34, microphone 36, a short-range communications subsystem 40, and any other device subsystems generally designated as 42. The device 10 of the present system includes an integral camera 44 that interacts with microprocessor 38. The device 10 may also include a dedicated camera button 46 for triggering operation of the camera, as will be further described below. In some embodiments, the dedicated camera button 46 may be integrated within the keyboard or keypad 32.

55 [0023] Some of the subsystems shown in Figure 1 perform communication-related functions, whereas other subsystems may provide "resident" or on-device functions. Notably, some subsystems, such as keyboard 32 and display 22 for example, may be used for both communication-related functions, such as entering a text message for transmission over a communication network, and device-resident functions such as a calculator or task list.

[0024] Operating system software 54 and various software applications 58 used by the microprocessor 38 are, in one example embodiment, stored in a persistent store such as flash memory 24 or similar storage element. Those skilled in the art will appreciate that the operating system 54, software applications 58, or parts thereof, may be temporarily loaded into a volatile store such as RAM 26. It is contemplated that received communication signals may also be stored to RAM 26.

[0025] The microprocessor 38, in addition to its operating system functions, preferably enables execution of software applications 58 on the device. A predetermined set of software applications 58 which control basic device operations, including at least data and voice communication applications for example, will normally be installed on the device 10 during manufacture. Further software applications 58 may also be loaded onto the device 10 through the network 50, an auxiliary I/O subsystem 28, serial port 30, short-range communications subsystem 40 or any other suitable subsystem 42, and installed by a user in the RAM 26 or a non-volatile store for execution by the microprocessor 38. Such flexibility in application installation increases the functionality of the device and may provide enhanced on-device functions, communication-related functions, or both. For example, secure communication applications may enable electronic commerce functions and other such financial transactions to be performed using the device 10.

[0026] In a data communication mode, a received signal such as a text message or web page download will be processed by the communication subsystem 11 and input to the microprocessor 38, which will preferably further process the received signal for output to the display 22, or alternatively to an auxiliary I/O device 28. A user of device 10 may also compose data items within a software application 58, such as email messages for example, using the keyboard 32 in conjunction with the display 22 and possibly an auxiliary I/O device 28. Such composed items may then be transmitted over a communication network through the communication subsystem 11.

[0027] The serial port 30 in Figure 1 would normally be implemented in a personal digital assistant (PDA)-type communication device for which synchronization with a user's desktop computer (not shown) may be desirable, but is an optional device component. Such a port 30 would enable a user to set preferences through an external device or software application and would extend the capabilities of the device by providing for information or software downloads to the device 10 other than through a wireless communication network.

[0028] A short-range communications subsystem 40 is a further component which may provide for communication between the device 10 and different systems or devices, which need not necessarily be similar devices. For example, the subsystem 40 may include an infrared device and associated circuits and components or a Bluetooth™ communication module to provide for communication with similarly enabled systems and devices. The device 10 may be a handheld device.

[0029] Wireless mobile network 50 is, in an example embodiment, a wireless packet data network, (e.g. Mobitex™ or DataTAC™), which provides radio coverage to mobile devices 10. Wireless mobile network 50 may also be a voice and data network such as GSM (Global System for Mobile Communication) and GPRS (General Packet Radio System), CDMA (Code Division Multiple Access), or various other third generation networks such as EDGE (Enhanced Data rates for GSM Evolution) or UMTS (Universal Mobile Telecommunications Systems).

[0030] With reference to Figures 2 to 4, in an example embodiment, the components and subsystems of mobile device 10 are housed within a hard plastic main body case 70 that is configured to be held with one or two hands while the device 10 is in use. The main body case 70 may be a single piece of may include two or more portions coupled together. For example, in one embodiment, the device 10 is a "flip phone" and the main body case 70 includes two portions hinged together such that the two portions may be brought into closed contact with one another when the device 10 is not in use. The various components of the device 10 need not be located in the same portion of the main body case 70.

[0031] The case 70 may include a hook (not shown) so that it can be secured to a user's belt or pant's top, or it may be used in conjunction with a soft case (not shown) that can be mounted to the user's belt or pant's top and into which the mobile device 10 can be inserted for carrying. Mobile device 10 will typically be small enough to fit inside a standard purse or suit jacket pocket. The screen 22 is visible from the front of the device, as is keypad or keyboard 32. The keyboard 32 includes buttons or keys 90, 92 positioned to be actuated by the thumbs or fingers of the user. In the illustrated embodiment of Figure 2, the keyboard has relatively few keys, however in some embodiments, the keyboard includes 26 or more alphanumeric and control keys.

[0032] The device 10 includes a camera activator, which in one embodiment is a camera button 46, as shown in Figure 2. The camera button 46 need not be located on the front of the device 10; it could be in other locations, such as on the back of the device 10 as shown in Figure 4 (in phantom). Also seen in Figure 4, the case 70 includes a substantially planar back wall 72, which has an opening 74 provided therethrough. A transparent lens 76 covers the opening 74, behind which the camera 44 is located.

[0033] In various embodiments, the camera 44 is located in different locations than on the back of the device 10, and the handheld device 10 has different configurations other than the example embodiment described above. For example, the camera 44 may be located facing outward from the front of the device 10. By way of non-limiting example, Figure 5 shows a front view of a handheld device 100 according to another embodiment of the invention. Device 100 is similar to device 10, however the keyboard 32 of device 100 includes a thumb-activated QWERTY keyboard next to which camera 44 is located, and the main body or case 102 of the device 100 includes first and second portions 104, 106 that

are pivotally mounted together. Second case portion 106 houses display 22, and the first case portion 104 houses the keyboard 32, which is configured for thumb typing. In hand-held device 100, the camera 44 is provided through opening 74 on the front of the first case portion 104. The camera 44 faces the same direction as the keyboard 32 for capturing images of the user while operating the device. In such an embodiment, the camera 44 may be configured to capture successive images in a video format so as to provide streamed video as a webcam.

[0034] In some embodiments, the camera is pivotally mounted to the case of the handheld device such that it can be rotated to face in a direction desired by the user. By way of example, a pivotally mounted camera unit 108 is shown in phantom in Figure 5. The camera unit 108 may be detachable from case 102.

[0035] Referring now to Figures 1 and 2, at least some of the software applications 58 that are loaded onto the device 10 will, together with operating system 54, implement graphical user interfaces that display text 82 and/or graphics 80 on the screen 22. The graphics 80 displayed by the device 10 may include digital pictures or video captured by the camera 44. The software applications 58 may include a variety of application programs, such as an e-mail program, a word processing program, a spreadsheet program, a calendar program, a contacts program, etc. When operating, such software applications 58 will often have an active document open that is being composed, created, or modified by the user. For example, a word processor may have an active document open into which the user is typing text via the keyboard 32; an e-mail program may have a draft e-mail open that the user is composing; and a contacts program may have an individual's profile information file open for modification by the user. It will be understood that the term "document" in this case is used generically to refer to any object, file or structure having content which may be edited by the user via the associated application program. Documents according to the present invention may include documents such as, but not limited to, e-mail messages, instant messages, word processing documents, spreadsheets, contact entries, personal profiles, calendar entries, memos, task reminders, and multimedia messages. Similarly, the terms "application program" and "software application" in this context refer to any application program for creating, composing, editing, or modifying documents.

[0036] The device 10 includes a camera application 56 for processing signals received by the microprocessor 38 from the camera 44 and a camera listener interface 60 for recognizing activation of the camera button 46 and coordinating interoperation of the camera application 56 and any active software applications 58. All or parts of the camera listener interface 60 and/or the camera application 56 could, in various embodiments, be integrated into the operating system 54 and/or other software applications 58. In some embodiments some of the camera listener interface functions and/or camera application functions could be implemented in appropriately configured hardware or firmware.

[0037] The camera listener interface 60 monitors the camera button 46. When a user activates the camera button 60, a signal is sent to the microprocessor 38. This signal may be an interrupt signal. When the camera listener interface 60 is invoked, it may notify the microprocessor 38 that it will be the handler of interrupts associated with the camera button 46. Thereafter, when the camera button 46 is pressed, the camera listener interface 60 is notified.

[0038] The camera listener interface 60 responds to activation of the camera button 46 in at least two ways. When the camera button 46 is first activated, the camera listener interface 60 causes the operating system 54 to interrupt or pause operation of the active software application 58. The operating system 54 then invokes an instance of the camera application 56, if one is not already running in the background. The camera application 56 may be invoked in a temporary viewfinder mode, wherein the display 22 functions as a viewfinder displaying the images being received by the photo-sensors within the camera 44. Using the viewfinder mode, the user can position the camera 44 so as to frame the image or view desired. In this mode, there may be additional functions or operation that the user may have available, including a zoom function or various settings, such as contrast, flash, red-eye reduction, etc.

[0039] With the camera application 56 active and functioning in a viewfinder mode, the user positions the device 10 such that the camera 44 is focused upon the desired scene or view. The user then activates the camera button 46 so as to capture the image seen by the camera 44. Upon activating the camera button 46, the camera application 56 receives image data from the camera 44 corresponding to the image received by the camera 44 at the time the camera button 46 is activated. The camera application 56 creates an image object containing the image data captured by the camera 44. In some embodiment, the image data may be saved in a file in memory.

[0040] The activation of the camera button 46 also triggers the camera listener interface 60 to cause the operating system to close or minimize the camera application 56 and to return to the active software application 58. Upon returning, the active software application 58 is passed the image object created by the camera application 56, and the image object is inserted in-line within the active document. For example, a digital image captured by the camera 44 would be inserted into the open e-mail, word processing document, contact profile, or calendar event at the location where the cursor was when the operation of the software application 58 was suspended. It will be understood that active software application 58 is capable of handling image data and the document includes input fields that allow for the input of graphic elements, such as digital images.

[0041] Accordingly, while a user is editing or creating a document using the active software application 58, the user can instantly and seamlessly switch the device 10 to a camera mode by simply activating the camera button 46. By activating the camera button 46 again while in the camera mode, an image is captured and inserted into the open

document that the user was editing or creating, and control is then returned back to the active software application 58 to allow the user to continue editing or creating the document.

[0042] In some embodiments, the functioning of the camera listener interface 60 may only be enabled when there is a software application 58 active and when that active software application 58 has a document open in an editable mode.

Accordingly, prior to triggering the invocation of the camera application 56, the camera listener module 60 may be configured to perform a check to determine if there is an active software application 58, whether that active software application 58 is of a type that is capable of handling image data, and whether that active software application 58 is in an 'editing mode', meaning that a document is open and able to accept image data. In such an embodiment, the camera listener module 60 may be configured to ignore the activation of the camera button 46 if an appropriate document and software application 58 are not active on the device 10. Alternatively, the active software application 58 may be configured to invoke the camera listener interface 60 when it enters an editing mode, thereby ensuring that the camera listener interface 60 only functions when an appropriate software application 58 is active and in an editing mode. In such an embodiment, the active software application 58 may disable or close the camera listener interface 60 when the software application 58 exits its editing mode, such as when the user begins manipulating pull down menus or otherwise renders the open document inactive. Those of ordinary skill in the art will understand from the present description that other methods or mechanisms may be employed to ensure the camera listener interface 60 is enabled when an active application has a document open with an active input field capable of receiving image data.

[0043] Reference is now made to Figure 6, which shows, in flowchart form, a method 200 for integrating camera operations into a mobile device. The first step 202 of the method 200 is to provide for an active software application 58 (Figure 1) operating in an editing mode. As discussed above, this may condition may be checked by the camera listener interface 60 (Figure 1) or the camera listener interface 60 may only be invoked by the active software application 58 entering the editing mode. Those of ordinary skill in the art will appreciate that there are various mechanisms or arrangements to test for this condition or to ensure that it is met.

[0044] In step 204, the operating system 38 (Figure 1) receives an activation signal from the camera button 46 (Figure 1), indicating that the user has triggered the camera button 46. The operating system 38 notifies the camera listener interface 60 that the camera button 46 has been activated and, in step 206, the camera listener interface 60 instructs the operating system 38 to suspend or switch away from operation of the active application. Then in step 208, the camera application 56 (Figure 1) is invoked to permit the user to utilize the device 10 (Figure 1) in a camera mode.

[0045] A second activation signal is received in step 210 when the user activates the camera button 46 while the device 10 is in camera mode. In step 212, in response to the activation of the camera button 46, the camera 44 (Figure 1) and the camera application 56 capture an image. The image may be stored as image data within an image object in memory. The image data may also or alternatively be stored within a file in memory.

[0046] In step 214, also in response to the second activation signal from the camera button 46 received in step 210, the camera listener interface 60 causes the operating system 38 to restore or switch back to the active software application 58, and the image captured in step 212 is inserted directly into an input field in an active document open within the active software application 58. Then, in step 216, the operating system 38 returns control to the active software application 58 to continue operation in the editing mode.

[0047] Accordingly, using the above-described method 200, the camera 44 functions as an "always-available" input device that can be used to embed images and image data into documents on the fly.

[0048] An example of a simplified code listing for implementing a program to perform, at least in part, the method 200 is provided below:

```

// Set up the camera application
public class CameraEnabledApp
{
    // Instantiate the application and start listening for operating system events
    public static void main()
    {
        CameraEnabledApp myApp = new CameraEnabledApp(); //Create an
        instance of the camera application
        theApp.enterEventDispatcher(); //Wait for events
    }
    //Main class for the application. Here a new screen is created and displayed
    public CameraEnabledApp()
    {
        pushScreen(new ApplicationScreen()); //When the application starts,
        create a new screen and display it
    }
}

```

```

//Logic for the application screen. This implements
// a CameraListener that will allow events from the camera to be captured.
class AppliationScreen implements CameraListener, KeyboardListener
{
5   public ApplicationScreen()
      {
          add(new TextImageField()) //Add an input field to the screen; the
                                  input field accepts text or images
      }
// This method from the CameraListener interface is invoked when a camera
10 event occurs.
   public onCameraEvent(Image myCaputredImage)
      {
          //This method is invoked when the CameraListener is implemented
and the user presses the camera key
15         //In this specific instance, the image data (myCapturedImage) is added
to the TextImageField.
          TextImageField.addObject(myCapturedImage);
      }
}
20

```

[0049] Those of ordinary skill in the art will appreciate that, although the foregoing specific embodiments refer to the camera listener interface 60 as being embodied as an application programming interface (API), the present invention is not limited to such an API. The functions and operations of the camera listener interface 60 may be embodied within the operating system 38, the basic input output system (BIOS), the software application 58, or otherwise.

[0050] The present invention is not limited to a particular processor architecture, operating system, or computer programming language. Any limitations presented as a result of specific architectures, operating systems, or computer programming languages are not intended as limitations of the present invention.

[0051] The present invention may be embodied in other specific forms without departing from the spirit or essential characteristics thereof. Certain adaptations and modifications of the invention will be obvious to those skilled in the art. Therefore, the above discussed embodiments are considered to be illustrative and not restrictive, the scope of the invention being indicated by the appended claims rather than the foregoing description, and all changes which come within the meaning and range of equivalency of the claims are therefore intended to be embraced therein.

Claims

1. A method of capturing image data and inserting said image data into an active document on a mobile device (10), the mobile device including a camera (44) and a camera activator (46), the mobile device having an active application (58) in which the active document is open and a camera application (56), the method comprising the steps of:

detecting a first signal from the camera activator (46);
determining that the active document is open in an editable mode;
switching from operation of the active application to the camera application (56) in response to detection of the first signal from the camera activator (46) if the active document is determined to be open in an editable mode;
45 detecting a second signal from the camera activator (46); and
in response to detection of said second signal, capturing image data via the camera (44) using the camera application (56), and automatically resuming operation of the active application and inserting said image data into said active document open in the active application.

2. The method as claimed in claim 1, wherein said step of switching comprises suspending the active application and invoking the camera application (56).

3. The method as claimed in claim 1 or claim 2, wherein the mobile device (10) comprises a display screen (22) and wherein the camera application (56) operates in a viewfinder mode for displaying a camera view on said display screen (22).

4. The method as claimed in any preceding claim, wherein said active document comprises any of: an e-mail message,

an instant message, a word processing document, a spreadsheet, a contact entry, a personal profile, a calendar entry, a memo, a task reminder, or a multimedia message.

- 5
5. The method as claimed in any preceding claim, wherein it further includes the steps of activating an input field within said active document and enabling a camera listener interface (60) in response to said step of activating, prior to said step of switching.
- 10
6. The method as claimed in any preceding claim, wherein said step of capturing image data includes creating an image object containing said image data.
7. The method as claimed in any preceding claim, wherein said step of inserting said image data into an active document includes passing said image object to said active application, whereupon said active application inserts said image within an input field in said active document.
- 15
8. The method as claimed in any preceding claim, wherein the camera activator (46) includes a triggering device selected from the group including a button, a key, a switch, a dial, a touch pad, a touch screen, a key combination, and a software device.
- 20
9. A mobile device, comprising:
- a processor (38) and associated memory (24 and 26), the processor (38) being configured to run an active application (58) and a camera application (56), the active application being configured to open an active document;
- 25
- a camera (44) for capturing images and providing image data for said images to said processor (38) via said camera application (56); and
- a camera activator (46) responsive to user activation;
- wherein the mobile device further comprises
- a camera listener interface (60) comprising a test module adapted to test whether said active document is open in an editable mode in response to a first signal from said camera activator (46), and
- 30
- wherein said camera listener interface (60) is further adapted to:
- cause the processor to switch from said active application to said camera application (56) if said active document is in the editable mode
- and
- 35
- cause the camera (44) to capture the image data and the processor to resume said active application and to pass to said active application said image data for insertion into said active document in response to a second signal from said camera activator (46).
- 40
10. The mobile device as claimed in claim 9, wherein said camera application (56) is configured to output an image object containing said image data, and in that said camera listener interface (60) is configured to invoke said camera application (56) in response to said first signal.
- 45
11. The mobile device as claimed in claim 10, wherein said camera application (56) is configured to be invoked in a viewfinder mode, whereby a display screen (22) of said mobile device is configured to output an image corresponding to a view through said camera (44).
- 50
12. The mobile device as claimed in any one of claims 9 to 11, wherein said active document comprises any of: an e-mail message, an instant message, a word processing document, a spreadsheet, a contact entry, a personal profile, a calendar entry, a memo, a task reminder, or a multimedia message.
- 55
13. The mobile device as claimed in any one of claims 9 to 12, wherein said active application further comprises an enablement module for enabling said camera listener interface (60) in response to said active application entering said editable mode.
14. The mobile device as claimed in any one of claims 9 to 13, wherein said camera activator (46) further comprises a triggering device comprising any of: a button, a key, a switch, a dial, a touch pad, a touch screen, a key combination, or a software device.

15. The mobile device as claimed in any one of claims 9 to 14, wherein said camera listener interface (60) is incorporated within an operating system (54) associated with said processor.

5 **Patentansprüche**

1. Verfahren zum Aufnehmen von Bilddaten und Einfügen der Bilddaten in ein aktives Dokument auf einer mobilen Vorrichtung (10), wobei die mobile Vorrichtung eine Kamera (44) und einen Kameraaktivator (46) umfasst, wobei die mobile Vorrichtung eine aktive Anwendung (58), in der das aktive Dokument offen ist, und eine Kameraanwendung (56) hat, wobei das Verfahren die Schritte aufweist:

Erfassen eines ersten Signals von dem Kameraaktivator (46);
 Bestimmen, dass das aktive Dokument in einem editierbaren Modus offen ist;
 Wechseln von einem Betrieb der aktiven Anwendung zu der Kameraanwendung (56) in Reaktion auf ein Erfassen des ersten Signals von dem Kameraaktivator (46), wenn bestimmt wird, dass das aktive Dokument in einem editierbaren Modus offen ist;
 Erfassen eines zweiten Signals von dem Kameraaktivator (46); und
 in Reaktion auf ein Erfassen des zweiten Signals, Aufnehmen von Bilddaten über die Kamera (44) unter Verwendung der Kameraanwendung (56), und
 automatisches Wiederaufnehmen des Betriebs der aktiven Anwendung und
 Einfügen der Bilddaten in das aktive Dokument, das in der aktiven Anwendung offen ist.

2. Verfahren gemäß Anspruch 1, wobei der Schritt des Wechselns aufweist ein Suspendieren der aktiven Anwendung und Aufrufen der Kameraanwendung (56).

3. Verfahren gemäß Anspruch 1 oder Anspruch 2, wobei die mobile Vorrichtung (10) einen Anzeigebildschirm (22) aufweist und wobei die Kameraanwendung (56) in einem Bildsuchermodus arbeitet zum Anzeigen einer Kameraansicht auf dem Anzeigebildschirm (22).

4. Verfahren gemäß einem vorhergehenden Anspruch, wobei das aktive Dokument eines aufweist aus: Email-Nachricht, Instant Message, Textverarbeitungsdocument, Arbeitsblatt, Kontakteintrag, persönliches Profil, Kalendereintrag, Memo, Aufgabenerinnerung oder Multimedia-Nachricht.

5. Verfahren gemäß einem vorhergehenden Anspruch, wobei das Verfahren weiter die Schritte umfasst eines Aktivierens eines Eingabefelds in dem aktiven Dokument und in Betrieb setzen einer Kamera-Empfänger-Schnittstelle (60) in Reaktion auf den Schritt des Aktivierens, vor dem Schritt des Wechselns.

6. Verfahren gemäß einem vorhergehenden Anspruch, wobei der Schritt eines Aufnehmens von Bilddaten ein Erzeugen eines Bildobjekts umfasst, das die Bilddaten enthält.

7. Verfahren gemäß einem vorhergehenden Anspruch, wobei der Schritt eines Einfügens der Bilddaten in ein aktives Dokument ein Leiten des Bildobjekts an die aktive Anwendung umfasst, woraufhin die aktive Anwendung das Bild in einem Eingabefeld in dem aktiven Dokument einfügt.

8. Verfahren gemäß einem vorhergehenden Anspruch, wobei der Kameraaktivator (46) eine Auslösevorrichtung umfasst, die aus der Gruppe ausgewählt ist, die einen Knopf, eine Taste, einen Schalter, ein Einstellrad, ein Touchpad, einen Berührungsbildschirm, eine Tastenkombination und eine Softwarevorrichtung umfasst.

9. Mobile Vorrichtung, die aufweist:

einen Prozessor (38) und einen zugehörigen Speicher (24 und 26), wobei der Prozessor (38) konfiguriert ist zum Laufen lassen einer aktiven Anwendung (58) und einer Kameraanwendung (56), wobei die aktive Anwendung konfiguriert ist zum Öffnen eines aktiven Dokuments;
 eine Kamera (44) zum Aufnehmen von Bildern und Liefern von Bilddaten für die Bilder an den Prozessor (38) über die Kameraanwendung (56), und
 einen Kameraaktivator (46) reagierend auf eine Benutzeraktivierung;
 wobei die mobile Vorrichtung weiter aufweist
 eine Kamera-Empfänger-Schnittstelle (60), die ein Testmodul aufweist, das ausgebildet ist zum Testen, ob das

aktive Dokument in einem editierbaren Modus offen ist, in Reaktion auf ein erstes Signal von dem Kameraaktivator (46), und wobei die Kamera-Empfänger-Schnittstelle (60) weiter ausgebildet ist zum:

- 5 Veranlassen des Prozessors, von der aktiven Anwendung zu der Kameraanwendung (56) zu wechseln, wenn das aktive Dokument in dem editierbaren Modus ist, und
 Veranlassen der Kamera (44), die Bilddaten aufzunehmen, und des Prozessors, die aktive Anwendung wiederaufzunehmen und die Bilddaten an die aktive Anwendung zu leiten zum Einfügen in das aktive
10 Dokument in Reaktion auf ein zweites Signal von dem Kameraaktivator (46).
10. Mobile Vorrichtung gemäß Anspruch 9, wobei die Kameraanwendung (56) konfiguriert ist zum Ausgeben eines Bildobjekts, das die Bilddaten enthält, und wobei die Kamera-Empfänger-Schnittstelle (60) konfiguriert ist zum Aufrufen der Kameraanwendung (56) in Reaktion auf das erste Signal.
- 15 11. Mobile Vorrichtung gemäß Anspruch 10, wobei die Kameraanwendung (56) konfiguriert ist, in einem Bildsuchermodus aufgerufen zu werden, wobei ein Anzeigebildschirm (22) der mobilen Vorrichtung konfiguriert ist zum Ausgeben eines Bilds, das einem Blick durch die Kamera (44) entspricht.
- 20 12. Mobile Vorrichtung gemäß einem der Ansprüche 9 bis 11, wobei das aktive Dokument eines aufweist aus: Email-Nachricht, Instant Message, Textverarbeitungsdokument, Arbeitsblatt, Kontakteintrag, persönliches Profil, Kalendereintrag, Memo, Aufgabenerinnerung oder Multimedia-Nachricht.
- 25 13. Mobile Vorrichtung gemäß einem der Ansprüche 9 bis 12, wobei die aktive Anwendung weiter aufweist ein Aktivierungsmodul zum Aktivieren der Kamera-Empfänger-Schnittstelle (60) in Reaktion darauf, dass die aktive Anwendung in den editierbaren Modus geht.
- 30 14. Mobile Vorrichtung gemäß einem der Ansprüche 9 bis 13, wobei der Kameraaktivator (46) weiter eine Auslösevorrichtung aufweist, die eines aufweist aus: Knopf, Taste, Schalter, Einstellrad, Touchpad, Berührungsbildschirm, Tastenkombination oder eine Softwarevorrichtung.
- 35 15. Mobile Vorrichtung gemäß einem der Ansprüche 9 bis 14, wobei die Kamera-Empfänger-Schnittstelle (60) in einem Betriebssystem (54) aufgenommen ist, das zu dem Prozessor gehört.

35 **Revendications**

- 40 1. Procédé de capture de données d'image et d'insertion desdites données d'image dans un document actif sur un dispositif mobile (10), le dispositif mobile comprenant une caméra (44) et un activateur de caméra (46), le dispositif mobile ayant une application active (58) dans laquelle le document actif est ouvert et une application caméra (56), le procédé comprenant les étapes qui consistent à :
- 45 détecter un premier signal provenant de l'activateur de caméra (46) ;
 déterminer que le document actif est ouvert en mode modifiable ;
 commuter de l'opération de l'application active à l'application caméra (56) en réponse à la détection du premier signal provenant de l'activateur de caméra (46) si on détermine que le document actif est ouvert en mode modifiable ;
 détecter un deuxième signal provenant de l'activateur de caméra (46) ; et
 capturer des données d'image par l'intermédiaire de la caméra (44) en utilisant l'application caméra (56), en réponse à la détection dudit deuxième signal, et reprendre automatiquement l'opération de l'application active
50 et insérer lesdites données d'image dans ledit document ouvert dans l'application active.
- 55 2. Procédé tel que revendiqué dans la revendication 1, dans lequel ladite étape de commutation comprend le fait de suspendre l'application active et de faire appel à l'application caméra (56).
3. Procédé tel que revendiqué dans la revendication 1 ou la revendication 2, dans lequel le dispositif mobile (10) comprend un écran d'affichage (22) et où l'application caméra (56) fonctionne dans un mode viseur pour afficher une vue de la caméra sur ledit écran d'affichage (22).

4. Procédé tel que revendiqué dans l'une des revendications précédentes, dans lequel ledit document actif comprend l'un parmi: un message e-mail, un message instantané, un document de traitement de texte, un tableur, une entrée de type contact, un profil personnel, une entrée de type agenda, un mémo, un organisateur de tâches ou un message multimédia.
- 5
5. Procédé tel que revendiqué dans l'une des revendications précédentes, où il comprend en outre les étapes qui consistent à activer un champ d'entrée dans ledit document actif et à activer une interface écouteur de caméra (60) en réponse à ladite étape d'activation, avant ladite étape de commutation.
- 10
6. Procédé tel que revendiqué dans l'une des revendications précédentes, où ladite étape de capture de données d'image comporte le fait de créer un objet d'image contenant lesdites données d'image.
- 15
7. Procédé tel que revendiqué dans l'une des revendications précédentes, où ladite étape d'insertion desdites données d'image dans un document actif comporte le fait de faire passer ledit objet d'image à ladite application active, suite à quoi ladite application active insère ladite image dans un champ d'entrée dans ledit document actif.
- 20
8. Procédé que revendiqué dans l'une des revendications précédentes, où l'activateur de caméra (46) comporte un dispositif de déclenchement choisi du groupe comprenant un bouton, une touche, un commutateur, un composeur, un pavé tactile, un écran tactile, une combinaison de touches et un dispositif logiciel.
- 25
9. Dispositif mobile, comprenant :
- un processeur (38) et une mémoire associée (24 et 26), le processeur (38) étant configuré pour exécuter une application active (58) et une application caméra (56) l'application active étant configurée pour ouvrir un document actif ;
- une caméra (44) destinée à capturer des images et à fournir des données d'image pour lesdites images audit processeur (38) à travers ladite application caméra (56) ; et
- un activateur de caméra (46) sensible à l'activation par un utilisateur ;
- dans lequel le dispositif comprend en outre
- une interface écouteur de caméra (60) comprenant un module de test conçu pour tester si ledit document actif est ouvert dans un mode modifiable ou non en réponse à un premier signal provenant dudit activateur de caméra (46), et
- où ladite interface écouteur de caméra (60) est en outre conçue pour :
- 35
- amener le processeur à commuter de ladite application active à ladite application caméra (56) si ledit document actif est dans le mode modifiable, et
- amener la caméra (44) à capturer les données d'image et le processeur à reprendre ladite application active et à faire passer à la ladite application active lesdites données d'image pour les insérer dans ledit document actif en réponse à un deuxième signal provenant dudit activateur de caméra (46).
- 40
10. Dispositif mobile tel que revendiqué dans la revendication 9, dans lequel ladite application caméra (56) est configurée pour délivrer en sortie un objet d'image contenant lesdites données d'image, et en ce que ladite interface écouteur de caméra (60) est configurée pour faire appel à ladite application caméra (56) en réponse audit premier signal.
- 45
11. Dispositif mobile tel que revendiqué dans la revendication 10, dans lequel ladite application caméra (56) est configurée pour être appelée en mode viseur, moyennant quoi un écran d'affichage (22) dudit dispositif mobile est configuré pour délivrer en sortie une image correspondant à une vue par le biais de ladite caméra (44).
- 50
12. Dispositif mobile tel que revendiqué dans l'une des revendications 9 à 11, où ledit document actif comprend l'un parmi: un message e-mail, un message instantané, un document de traitement de texte, un tableur, une entrée de contact, un profil personnel, une entrée d'agenda, un mémo, un organisateur de tâches ou un message multimédia.
- 55
13. Dispositif mobile tel que revendiqué dans l'une des revendications 9 à 12, où ladite application active comprend en outre un module d'activation pour activer ladite interface écouteur de caméra (60) en réponse à l'entrée ladite application active dans ledit mode modifiable.
14. Dispositif mobile tel que revendiqué dans l'une des revendications 9 à 13, où ledit activateur de caméra (46) comprend en outre un dispositif de déclenchement comprenant l'un parmi : un bouton, une touche, un commutateur, un

EP 1 569 076 B1

composeur, un pavé tactile, un écran tactile, une combinaison de touches et un dispositif logiciel.

15. Dispositif mobile tel que revendiqué dans l'une des revendications 9 à 14, dans lequel ladite interface écouteur de caméra (60) est intégrée dans un système d'exploitation (54) associé audit processeur.

5

10

15

20

25

30

35

40

45

50

55

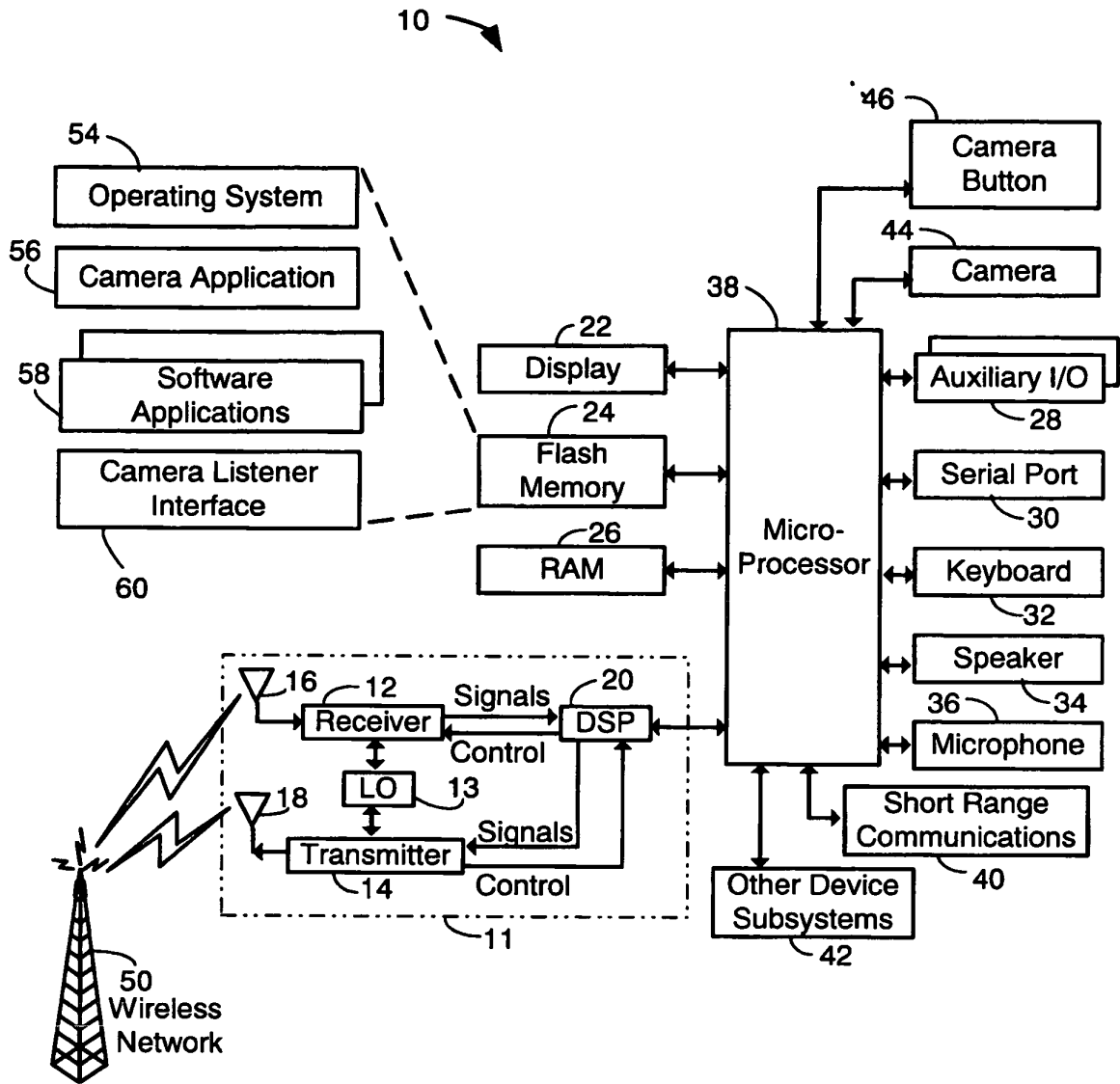


FIGURE 1

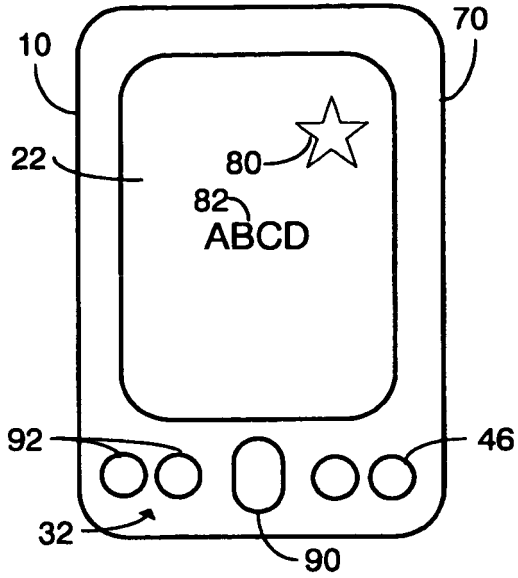


FIGURE 2

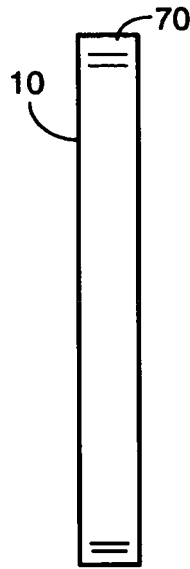


FIGURE 3

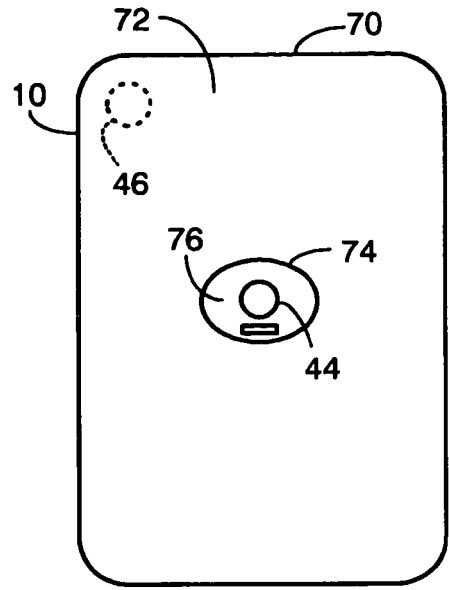


FIGURE 4

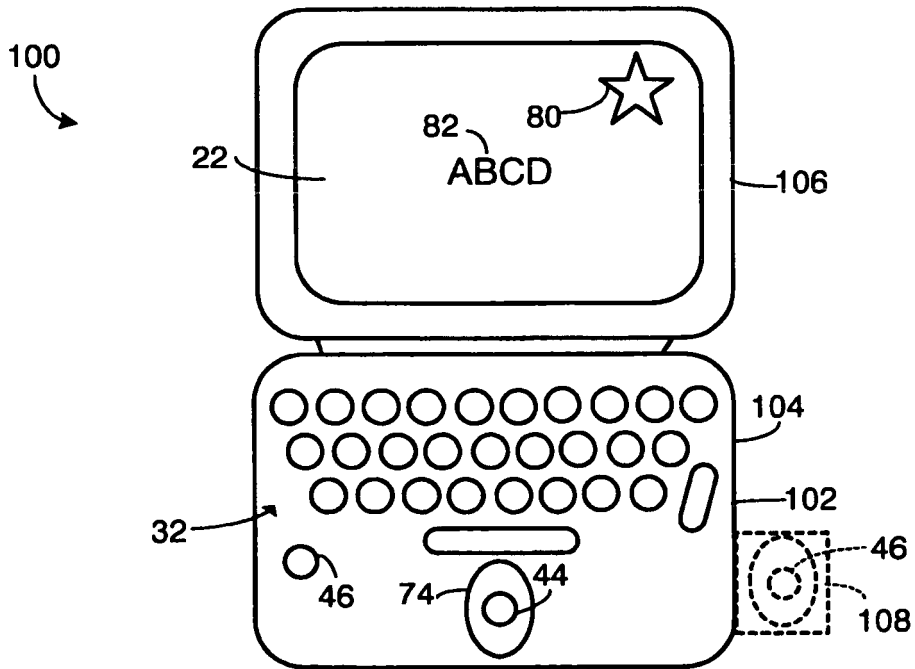


FIGURE 5

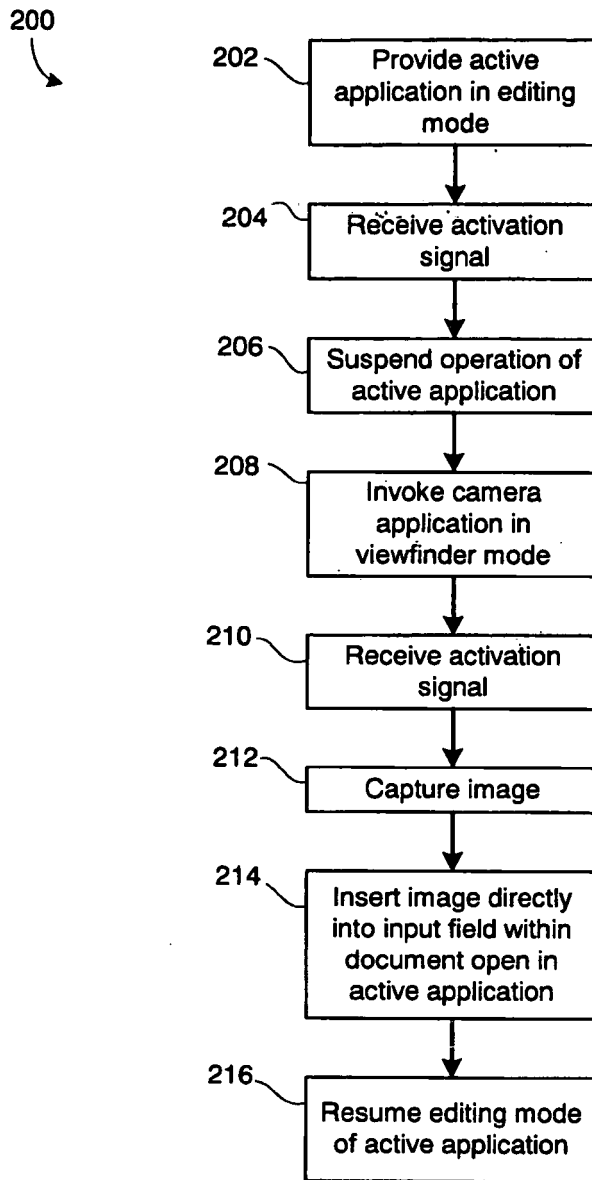


FIGURE 6

REFERENCES CITED IN THE DESCRIPTION

This list of references cited by the applicant is for the reader's convenience only. It does not form part of the European patent document. Even though great care has been taken in compiling the references, errors or omissions cannot be excluded and the EPO disclaims all liability in this regard.

Patent documents cited in the description

- US 6249275 B [0004]