



(51) International Patent Classification:

E21B 33/127 (2006.01) C09K 8/52 (2006.01)  
E21B 43/27 (2006.01) C09K 8/60 (2006.01)

(21) International Application Number:

PCT/US2022/037543

(22) International Filing Date:

19 July 2022 (19.07.2022)

(25) Filing Language:

English

(26) Publication Language:

English

(30) Priority Data:

63/227,081 29 July 2021 (29.07.2021) US  
17/510,721 26 October 2021 (26.10.2021) US

(71) Applicant: **BAKER HUGHES OILFIELD OPERATIONS LLC** [US/US]; 17021 Aldine Westfield, Houston, Texas 77073 (US).

(72) Inventors: **CASTILLO, Dorianne A.**; 17021 Aldine Westfield, Houston, Texas 77073 (US). **SHEPHERD, Autumn**; 17021 Aldine Westfield, Houston, Texas 77073 (US). **ADDAGALLA, Ajay Kumar Venkata**; 17021 Aldine Westfield, Houston, Texas 77073 (US).

(74) Agent: **SPEARS, Steven et al.**; Baker Hughes Oilfield Operations LLC, 2001 Rankin Road, Houston, Texas 77073-5114 (US).

(81) Designated States (unless otherwise indicated, for every kind of national protection available): AE, AG, AL, AM, AO, AT, AU, AZ, BA, BB, BG, BH, BN, BR, BW, BY, BZ, CA, CH, CL, CN, CO, CR, CU, CV, CZ, DE, DJ, DK, DM, DO, DZ, EC, EE, EG, ES, FI, GB, GD, GE, GH, GM, GT, HN, HR, HU, ID, IL, IN, IQ, IR, IS, IT, JM, JO, JP, KE, KG, KH, KN, KP, KR, KW, KZ, LA, LC, LK, LR, LS, LU, LY, MA, MD, ME, MG, MK, MN, MW, MX, MY, MZ, NA, NG, NI, NO, NZ, OM, PA, PE, PG, PH, PL, PT, QA, RO, RS, RU, RW, SA, SC, SD, SE, SG, SK, SL, ST, SV, SY, TH,

(54) Title: FLUID SYSTEMS FOR EXPANDING SHAPE MEMORY POLYMERS AND REMOVING FILTER CAKES

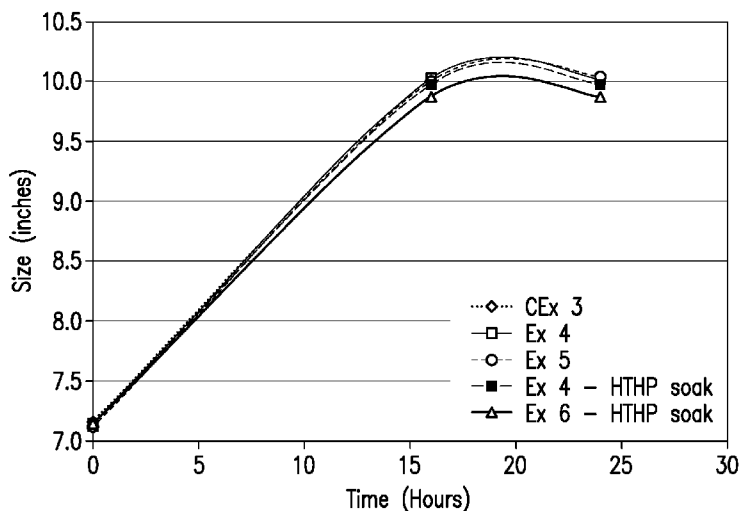


FIG. 4

(57) Abstract: A method includes disposing a device into a borehole in proximity to a subterranean formation where a filter cake has been formed adjacent thereto, the device comprising a support structure and a shape-memory article disposed at the support structure, the shapememory article comprising a shape-memory polymer, wherein the device is disposed when the shape-memory article is in a compacted shape; exposing the shape-memory article to a fluid system to cause the shape-memory article to expand and conform to a surface of the borehole; exposing the filter cake to the fluid system; and removing the filter cake with the fluid system. The fluid system comprises (i) an acid component, a chelating agent, or a combination thereof; (ii) an activator, (iii) a viscosifier, (iv) water or a brine, and (v) optionally a surfactant.



TJ, TM, TN, TR, TT, TZ, UA, UG, US, UZ, VC, VN, WS,  
ZA, ZM, ZW.

- (84) Designated States** (*unless otherwise indicated, for every kind of regional protection available*): ARIPO (BW, GH, GM, KE, LR, LS, MW, MZ, NA, RW, SD, SL, ST, SZ, TZ, UG, ZM, ZW), Eurasian (AM, AZ, BY, KG, KZ, RU, TJ, TM), European (AL, AT, BE, BG, CH, CY, CZ, DE, DK, EE, ES, FI, FR, GB, GR, HR, HU, IE, IS, IT, LT, LU, LV, MC, MK, MT, NL, NO, PL, PT, RO, RS, SE, SI, SK, SM, TR), OAPI (BF, BJ, CF, CG, CI, CM, GA, GN, GQ, GW, KM, ML, MR, NE, SN, TD, TG).

**Declarations under Rule 4.17:**

- *as to applicant's entitlement to apply for and be granted a patent (Rule 4.17(ii))*
- *as to the applicant's entitlement to claim the priority of the earlier application (Rule 4.17(iii))*

**Published:**

- *with international search report (Art. 21(3))*

## FLUID SYSTEMS FOR EXPANDING SHAPE MEMORY POLYMERS AND REMOVING FILTER CAKES

### CROSS REFERENCE TO RELATED APPLICATIONS

[0001] This application claims the benefit of U.S. Application No. 63/227081, filed on July 29, 2021 and U.S. Application No. 17/510721, filed October 26, 2021, which are both incorporated herein by reference in their entirety.

### BACKGROUND

[0002] Shape-memory polymers (SMPs) are materials that regain their original shape from a deformed state when induced by an external stimulus, such as temperature change. Shape-memory polymers are useful for a variety of downhole applications, particularly those that require the sealing off a portion of a borehole or constricting the spacing around an element. Shape-memory polymers can also be used in sand control applications.

[0003] Articles can be formed from shape-memory polymers by heating and shaping the polymers at a temperature above their glass transition temperature, then subsequently fixing the shape by cooling to below the glass transition temperature.

[0004] During deployment, the shaped articles are heated above the glass transition temperature or slightly below the glass transition temperature to allow recovery of the original shape of the articles. In addition to temperature change, the shape memory effect can also be triggered by an electric or magnetic field, light, contact with a particular fluid or a change in pH.

[0005] Other than deploying shaped articles, drilling and completing a well prior to production may require many other steps or numerous trips of a drill string prior to production. It would thus be desirable to combine the deployment of shape-memory articles with other operations to reduce the number of trips into and out of the wellbore or to improve the efficiency of the drilling and completion operations.

### BRIEF DESCRIPTION

[0006] A method includes disposing a device into a borehole in proximity to a subterranean formation where a filter cake has been formed adjacent thereto, the device comprising a support structure and a shape-memory article disposed at the support structure, the shape-memory article comprising a shape-memory polymer, wherein the device is disposed when the shape-memory article is in a compacted shape; exposing the shape-

memory article to a fluid system to cause the shape-memory article to expand and conform to a surface of the borehole; exposing the filter cake to the fluid system; and removing the filter cake with the fluid system. The fluid system comprises (i) an acid component, a chelating agent, or a combination thereof; (ii) an activator, (iii) a viscosifier, (iv) water or a brine, and (v) optionally a surfactant.

[0007] A fluid system comprises, based on the total weight of the fluid system, (i) about 1 to 25 wt.% of an acid component, or about 3 to 30 wt.% of a chelating agent, or a combination thereof; (ii) about 1 to 20 wt.% of an activator; (iii) about 0.1 to 3 wt.% of a viscosifier; (iv) about 30 to 90 wt.% of a brine; (v) about 5 to 30 wt.% of a surfactant; (vi) about 1 to 20 wt.% of a co-solvent; and (vii) about 1 to 3 wt.% of a corrosion inhibitor.

#### BRIEF DESCRIPTION OF THE DRAWINGS

[0008] The following description should not be considered limiting in any way. With reference to the accompanying drawings, like elements are numbered alike:

[0009] FIG. 1 is a schematic illustration of a device bearing a shape-memory article positioned in proximity to a subterranean formation having a filter cake formed adjacent thereto;

[0010] FIG. 2 is a schematic illustration of the device shown in FIG. 1 after the shape-memory article and the filter cake are exposed to a fluid system for a period of time to cause the shape-memory article to expand and conform to a surface of a borehole, and to partially remove the filter cake;

[0011] FIG. 3 is the schematic illustration of the device shown in FIG. 2 after the filter cake is exposed to the fluid system for an additional period of time to remove the filter cake;

[0012] FIG. 4 is a graph of the height of a shape-memory coupon HiTg GeoFORM (inch) as a function of time (hour) when the coupon is exposed to the fluid systems of Examples 3-6 at 172°F;

[0013] FIG. 5 is a graph of the height of a shape-memory coupon HiTg GeoFORM (inch) as a function of time (hour) when the coupon is exposed to the fluid systems of Examples 7-9 at 172°F;

[0014] FIG. 6 is a graph of the height of a shape-memory coupon HiTg GeoFORM (inch) as a function of time (hour) when the coupon is exposed to the fluid systems of Examples 13 and 14 at 180°F; and

[0015] FIG. 7 is a graph of the height of a shape-memory coupon HiTg GeoFORM (inch) as a function of time (hour) when the coupon is exposed to the fluid systems of Examples 15 and 16 at 180°F.

#### DETAILED DESCRIPTION

[0016] A filter cake is the residue deposited adjacent to a subterranean formation, when a slurry, such as a drilling fluid, a drill-in fluid, or a servicing fluid, is forced against a wellbore or subterranean formation under pressure. If a filter cake is not removed prior to or during completion of the well, a range of issues, such as completion equipment failures or impaired reservoir productivity, can arise when the well is put on production.

[0017] The inventors have developed a single fluid system that has the dual function of expanding shape-memory articles and removing filter cakes. Advantageously filter cakes can be removed after the shape-memory articles are deployed or fully expanded.

[0018] Carrier fluids have been used to expand shape-memory articles. However, known carrier fluids can have a relatively low flash point and do not allow for a complete and/or delayed filter cake removal.

[0019] Acids can be used to remove filter cakes. However, breaker compositions that contain just the acids can break a filter cake too fast such that the shape-memory articles are not fully expanded or deployed before the filter cake is removed.

[0020] The dual-function fluid systems disclosed herein are effective to remove filter cakes after the shape-memory articles are fully expanded. The fluid systems contain (i) an acid component, or a chelating agent, or a combination thereof; (ii) an activator; (iii) a viscosifier; (iv) water or a brine; and optionally (v) at least one of a surfactant, a corrosion inhibitor, or a co-solvent.

[0021] The acid component can include an acid, an acid precursor, or a combination thereof. The acids can be an inorganic acids including but are not limited to HCl, H<sub>2</sub>SO<sub>4</sub>, HF, HNO<sub>3</sub>; binary acids or carboxylic acids including but are not limited to acetic acid, formic acid, lactic acid, citric acid, phthalic acid; or amino acids such as glutamic acid. Acid precursors include esters of acetic acid, formic acid, lactic acid, or citric acid. Combinations of the acids and/or acid precursors can be used. As used herein, the acid component refers to an acid or acid precursor that does not form coordinate bonds with a metal.

[0022] Examples of the chelating agents include, but are not limited to, ethylenediaminetetraacetic acid (EDTA) or a salt thereof such as sodium EDTA and disodium EDTA, trisodium N-(hydroxyethyl)-ethylenediaminetriacetate, pentasodium

diethylene-triaminepentaacetate, (N,N-dicarboxymethyl glutamic) acid (GLDA), aspartic acid N,N-diacetic acid (ASDA), methylglycine N,N-diacetic acid (MGDA), N-hydroxyethyl ethylenediamine N,N',N'-triacetic acid or a salt thereof (HEDTA), etidronic acid (also referred to as 1-hydroxyethane-1,1-diphosphonic acid or HEDP), diethylenetriamine pentaacetate (DTPA), hydroxyethylethylenediaminetriacetic acid (HEDTA), N-(2-Hydroxyethyl)iminodiacetic acid (HEIDA), trisodium dicarboxymethyl alaninate (MGDA), ethylenediamine-N, N'-disuccinic acid (EDDS), egtazic acid (EGTA), nitrilotriacetic acid (NTA), cyclohexanediaminetetraacetic acid (CDTA), a salt of the acids, or a combination comprising at least one of the foregoing.

[0023] As used herein, activators are materials that are effective to reduce the glass transition temperature and/or rigidity of shape-memory polymers. Activators are normally liquids at room temperature. Certain known activators can have a low flash point and pose environmental concerns. Such activators can also be difficult to handle, particularly if used in large amounts. The activators used in the fluid systems disclosed herein have a higher flash point, and avoid any potential volatiles associated with certain activation agents. The activators used in the fluid systems described herein can have a flash point of greater than about 125°F.

[0024] Examples of the activator that can be used in the fluid systems include but are not limited to butanol, butoxy tri-glycol, 2-butoxyethanol, acetyl acetone, adipate, or maleate. Other alcohols, glycols, ethoxylated alcohols, ethoxylated glycols, ethoxylated phenols, propoxylated alcohols, propoxylated glycols, propoxylated phenols, ethoxylated and propoxylated alcohols, ethoxylated and propoxylated glycols, ethoxylated and propoxylated phenols, n-butyl acetate, n-butyl propionate, n-propyl propionate, n-pentyl propionate, diethylene glycol, mono ethyl ether acetate, or triethylene glycol n-butyl may also be used. The ethoxylated and/or propoxylated alcohols can have a structure represented by the Formula  $R-(OCH_2CH_2)_m(OCH_2CH_2CH_2)_n-OH$ , wherein R is a C<sub>1-7</sub> alkyl, C<sub>1-5</sub> alkyl, C<sub>1-3</sub> alkyl, or ethyl, m is 0 to 8, and n is 0 to 8, provided that the sum of m and n is at least 1. Combinations of two or more activators can be used.

[0025] A viscosifier is a component that increases the viscosity of the fluid systems. Examples of viscosifiers include but are not limited to hydratable polysaccharides, xanthan gum (which may or may not be crosslinked), cellulose, cellulose derivatives such as hydroxyethylcellulose (HEC); carboxymethylcellulose (CMC); hydroxypropylcellulose (HPC); and carboxymethylhydroxyethylcellulose (CMHEC), viscoelastic surfactants, or

synthetic polymers such as polyacrylamides, polyacrylates, or diallyldimethylammonium chloride. A combination of two or more viscosifiers can be used.

[0026] The brine can include unsaturated up to saturated Ca, Na, K, Cs, or Zn halides or formate brine. Examples of the salts suitable for use in creating the brine include, sodium chloride, potassium chloride, calcium chloride, sodium bromide, calcium bromide, zinc bromide, sodium formate, potassium formate, cesium formate, or a combination comprising two or more of the foregoing salts. The density of the brine may range from about 8.4 pounds/gallon (lb/gal or ppg) to about 17 lb/gal (about 1 to about 2 kg/liter), about 8.4 lb/gal to about 14 lb/gal, about 8.4 lb/gal to about 12 lb/gal, or about 8.4 lb/gal to about 11 lb/gal.

[0027] The fluid systems can also include at least one surfactant such as a non-ionic surfactant, an anionic surfactants, a cationic surfactant, or an amphoteric surfactant.

[0028] Examples of nonionic surfactants include alkyl polyglycosides, sorbitan esters, polyglycol esters, methyl glucoside esters, alcohol ethoxylates, or surfactin. Alcohol ethoxylates are also referred to as alkyl ethoxylates, which are condensation products of aliphatic alcohols with from about 0 to about 25 moles of ethylene oxide. The alkyl chain of the aliphatic alcohol can either be straight or branched, primary or secondary, and generally contains from about 6 to about 22 carbon atoms.

[0029] The anionic surfactants include alkali metal alkyl sulfates, alkyl or alkylaryl sulfonates, linear or branched alkyl ether sulfates and sulfonates, alcohol polypropoxylated and/or polyethoxylated sulfates, alcohol polypropoxylated and/or polyethoxylated carboxylates, alkyl or alkylaryl disulfonates, alkyl disulfates, sulfobetaines, alkyl sulphosuccinates, alkyl ether sulfates, linear and branched ether sulfates, or combinations comprising at least one of the foregoing.

[0030] In some embodiments, the anionic sulfonate, sulfate, and carboxylated surfactants have a hydrophobic chain of about 4 to about 40 carbon atoms, about 15 to about 30 carbon atoms, or about 20 to 25 carbon atoms. The anionic sulfonate surfactants can comprise an internal olefin or alcohol alkoxy sulfate. By "an internal olefin" is meant the molecule comprises an equilibrium mixture of double bonded isomers. Exemplary specific anionic sulfonate, sulfate, and carboxylated surfactants include, but are not necessarily limited to, internal olefin sulfonates, alcohol alkoxy sulfates, alcohol ethoxylated sulfates, alcohol propoxylated-ethoxylated sulfates, alkane sulfonates, alcohol propoxylated-ethoxylated sulfonated, alcohol polypropoxylated-ethoxylated carboxylated, alcohol ethoxylated carboxylated, and alcohol ethoxylated sulfonated.

[0031] Examples of cationic surfactants include quaternary ammonium compounds (*e.g.* polyglycol ether ammonium methyl chloride), arginine methyl esters, alkanolamines, alkylenediamines, or a combination comprising two or more of the foregoing cationic surfactants.

[0032] The fluid systems can also contain a corrosion inhibitor such as an organic, inorganic, anodic or cathodic acid inhibitor. The corrosion inhibitor serves to reduce or prevent the corrosion of metal or metal-containing equipment. Examples of the corrosion inhibitor include quaternary ammonium compounds, sulfur compounds, isopropanol, methanol, alcohols ethoxylated, thiourea, formaldehyde, 1-phenylethanone, thio-alcohols, alkylpyridine benzyl chloride quaternary, oxyalkylated fatty alcohol, ethoxylated tall oil, acetophenone, aldehydes, or phosphates.

[0033] Optionally the fluid systems contain a co-solvent such as glycol ether, an aliphatic alcohol, or a combination thereof.

[0034] In an embodiment, the fluid systems comprise about (i) (ia) 1 to 25 wt%, about 5 to about 20 wt.%, about 5 to about 15 wt%, about 8 to 12 wt%, or about 10 wt% of the acid component, or (ib) about 3 to about 30 wt%, or about 5 to about 30 wt% of the chelating agent, or (ic) a combination of (ia) and (ib); (ii) about 1 to 20 wt%, about 1 to about 15 wt%, about 1 to about 10 wt%, about 3 to about 10 wt%, or about 5 wt% of the activator; (iii) about 0.1 to 3 wt% or about 0.5 to 2 wt% of the viscosifier; and (iv) about 30 to 90 wt%, about 40 to 80 wt%, or about 50 to 70 wt% of the water or brine, each based on the total weight of the fluid systems.

[0035] Optionally the fluid systems further comprise about 5 to 30 wt%, about 10 to 30 wt%, about 15 to about 30 wt%, or about 20 to 25 wt% of at least one surfactant based on the total weight of the fluid systems. The fluid systems can also contain about 1 to 3 wt% of the corrosion inhibitor, and/or about 1 to 20 wt% of the co-solvent, each based on the total weight of the fluid systems.

[0036] Optionally the fluid systems are microemulsions. A microemulsion is a single optically isotropic and thermodynamically stable liquid solution.

[0037] The components of the fluid system can be combined to form a fluid system. Combining the components of the fluid systems can be accomplished in a vessel such as a mixer, blender, and the like. In some embodiments, fluid systems are injected without mixing, *e.g.* it is injected “on the fly.”

[0038] The fluid systems can be used to expand shape-memory articles. Shape-memory articles comprise shape-memory polymers such as polyurethanes, polyamides,



polyureas, polyvinyl alcohols, vinyl alcohol-vinyl ester copolymers, phenolic polymers, polybenzimidazoles, polyethylene oxide/acrylic acid/methacrylic acid copolymer crosslinked with N,N'-methylene-bis-acrylamide, polyethylene oxide/methacrylic acid/N-vinyl-2-pyrrolidone copolymer crosslinked with ethylene glycol dimethacrylate, polyethylene oxide/poly(methyl methacrylate)/N-vinyl-2-pyrrolidone copolymer crosslinked with ethylene glycol dimethacrylate, or a combination comprising at least one of the foregoing polymers. The shape-memory articles can be a foam. For sand control applications, the shape-memory articles are open cell foams. Bulk shape memory polymer can also be used.

[0039] In an embodiment, the shape-memory article is a polyurethane foam. The polyurethane foam is extremely tough and strong and is capable of being compressed and returned to substantially its original non-compressed shape. The polyurethane foam material can be made from one or more polyol components, such as, but not limited to, a polyether, polyester or polycarbonate-based di- or multifunctional hydroxylended prepolymer or polyol, and at least one isocyanate component, including, for example, a modified isocyanate (MI) or a modified diphenylmethane diisocyanate (MDI) based monomeric diisocyanate or polyisocyanate, as well as other additives such as blowing agents, molecular cross linkers, chain extenders, surfactants, colorants and catalysts.

[0040] The shape-memory polymers are able to remain in the deformed state even after applied mechanical force is removed, provided that the shape-memory polymers are not heated to a temperature above its glass transition temperature or slightly below its glass transition temperature. Accordingly, in an embodiment, the shape-memory polymers have a glass transition temperature that is about 20°C or about 30°C higher than the actual downhole deployment/application temperature to avoid premature expansion during run-in.

[0041] Shape-memory articles can be deployed or fully expanded in about 2 hours to about 40 hours, about 3 hours to about 30 hours, about 5 to 20 hours, or about 8 to 16 hours when the shape-memory articles are exposed to the fluid systems as described herein at a temperature of about 100 to 200°F. As used herein, “deployed” or “fully expanded” means that a shape-memory article returns to its original, manufactured shape or pre-deformed shape, or if constrained, the shape-memory article conforms to the new constrained shape. In an embodiment, a fully expanded or deployed shape-memory article means that the article has expanded and conformed to a surface of the borehole.

[0042] Advantageously, the fluid systems disclosed herein can remove filter cakes after the shape-memory articles are fully expanded. For example, filter cakes can be removed

at least two hours or at least four hours after the shape-memory articles have expanded and conformed to the surface of a borehole.

[0043] As used herein, a filter cake can be a filter cake formed from well drill-in fluids, drilling fluids, and servicing fluids. In an embodiment, the filter cake is formed from oil-based mud or a synthetic-based mud.

[0044] The oil-based muds (OBM) comprise a non-aqueous fluid (oil or oil base) as the predominant component of the liquid phase. OBM can be invert emulsions composed of oil as the continuous phase and water or brine as the dispersed phase. Examples of the oil base for OBM include diesel oil, kerosene oil, mineral oil, fuel oil, crude oil, paraffin oil, vegetable oil such as soybean oil and palm oil, gas oil, synthetic oil such as polyolefins (e.g., alpha-olefins and/or internal olefins), polydiorganosiloxanes, esters, diesters of carbonic acid, aliphatic solvents, aromatic solvents, or combinations thereof. OBM can also include emulsifiers, wetting agents, gellants, viscosifiers, weighting agents, and/or other additives.

[0045] The term “synthetic-based mud” or SBM describes any oil-based mud that has a synthetic liquid base. In other words, SBMs use a synthetic oil rather than a natural hydrocarbon as the base fluid. Some common synthetic base fluids include linear alphaolefins, straight internal olefins, polyalphaolefins, vegetable oils, esters, and ethers. An example of a base fluid for a SBM is palm oil.

[0046] Filter cakes can be formed adjacent a subterranean formation, for example, within a borehole, on a borehole wall, on a surface of a subterranean formation, or within a subterranean formation.

[0047] The fluid system can remove filter cakes in about 8 hours to about 60 hours, about 10 hours to about 50 hours, or about 16 to about 42 hours at a temperature of about 100 to 200°F or about 130 to 175°F. After the filter cake is removed, the return production permeability is greater than 80% or greater than 90%.

[0048] An efficient method of installing a downhole article comprising a shape-memory polymer is disclosed. Referring to FIGS. 1-3, the method includes disposing a device into a borehole in proximity to a subterranean formation (10) where a filter cake (18) has been formed adjacent thereto, the device comprising a support structure (15) and a shape-memory article (16) disposed at the support structure, the shape-memory article comprising a shape-memory polymer, wherein the device is disposed when the shape-memory article is in a compacted shape; exposing the shape-memory article to a fluid system to cause the shape-memory article to expand and conform to a surface of a borehole; exposing the filter cake to the fluid system; and removing the filter cake with the fluid system. The support structure

can be a tubular member such as a perforated base pipe. As illustrated in these figures, filter cake (18) is removed after the shape-memory article (16) has expanded and conformed to a surface of the borehole.

[0049] The shape-memory articles are run into the wellbore in a deformed shape or position. Deformed shape-memory articles can be made by compressing or stretching the shape-memory polymers with a mechanical force at a temperature greater than the glass transition temperature of the polymer. While still in the deformed state, the material is cooled down to a temperature below its glass transition temperature. The shape-memory polymers remain in the deformed shape induced on it after manufacture at surface temperature or at wellbore temperature during run-in. After the downhole article comprising the shape-memory polymer is placed at the desired location within the well, it is contacted with a fluid system as described herein. The fluid system reduces the glass transition temperature of the shape-memory polymer and/or reduces the rigidity of the polymer thus facilitating the deployment of the shape-memory article.

[0050] In an embodiment, the shape-memory article is deployed to conform to a surface of the borehole. In other words, the shape-memory article expands or deploys to fill the available space up to the borehole wall. The borehole wall will limit the final, recovered shape of the shape-memory article and not permit it to expand to its original, geometric shape. In this way, the recovered or deployed shape-memory article will perform the desired function within the wellbore.

[0051] In some embodiment, while introducing the shape-memory article downhole, the article is contacted with a first fluid comprising water, brine, hydrocarbon, or a combination comprising at least one of the foregoing. If the shape-memory article absorbs the first fluid, it is preferably to inject the fluid systems at a sufficient pressure to displace the first fluid in the shape-memory polymer with the fluid systems.

[0052] When the shape-memory article is a polymer foam, as a result of the shape memory polymer being expanded to its set position, the open cell porous shape memory foam can prevent production of undesirable solids from the formation and allow only desired hydrocarbon fluids to flow through the shape memory foam. The foam cell pore size, size distribution and cell openness may be adjusted by formulating different components and by controlling processing conditions in such a way that only desired hydrocarbon fluids are allowed to flow through and undesirable solids from the formation are prevented from being produced.

[0053] Alternatively, the shape memory polymer may be designed to prevent fluids as well as solids from passing therethrough, in which case the tool is a packer or other isolation device. Thus, suitable downhole devices used in the methods described herein include an expansion tool, a screen, a packer, and an isolation plug.

[0054] The following is a description of examples of fluid systems that can be used to deploy shape-memory polymers and to remove filter cakes. It is noted that the components of the fluid systems and the amounts thereof are not limited to the specific examples.

### Examples

[0055] Various fluid systems were prepared by combining, if used, acetic acid as the acid component or an acid precursor, trisodium N-hydroxyethylethylenediaminetriacetate (chelating agent 1) or (N,N-dicarboxymethyl glutamic) acid (chelating agent 2) as the chelating agent, butanol (activator 1), butoxy tri-glycol (activator 2), or acetyl acetone (activator 3) as the activator, cellulose as the viscosifier, brine, DFE 734 (surfactant 1) or OHR 1631 (surfactant 2) as the surfactant, and OHR AC as the corrosion inhibitor. The amounts of the components are shown in Tables 1-3.

[0056] The expansion rates of shape-memory polymers in the fluid systems were evaluated. GeoFORM HiTg coupons were made from a shape-memory polyurethane having a Tg ranging from 142-148°C. GeoFORM LoTg coupons were made from a shape-memory polyurethane having a Tg ranging from 98-105°C. The expansion rates were tested by exposing a compressed GeoFORM coupon of a known size to the fluid system to be tested. The jar with the fluid system and the GeoFORM coupon was placed in a pre-heated water bath at the desired temperature. The coupon was measured over time. Graphs of the height of the coupon (inch) as a function of time (hour) are shown in FIG. 4 - FIG. 7.

[0057] The breakthrough time refers to the time at which the fluid system breaks through a filter cake and an aloxite disk. The breakthrough test started by building a filter cake by adding a drilling mud to a double-ended cell that contained a new mercury 40-micron disk. The cake was built at 132 or 172°F, under 500 psi constant pressure for four hours. After four hours, the cell was cooled down. The drilling fluid was decanted, and the fluid system to be tested was added to the cell. The cell then was placed back into a jacket, with an open bottom stem, to run the test at 132 or 172°F under 200 psi constant pressure. The breakthrough time was captured by using a HTHP equipment and balances connected to a computer program (RSI program).

[0058] The flow back percent can be calculated via the following equation:

Flow back% =(Initial flow back = Average time recorded for 200 mL of a mineral oil to flow back with a clean disk)/(Final flow back = Average time recorded for 200 mL of a mineral oil to flow back after 24 hours soaking test) x 100%. (Equation 1)

[0059] The test was initiated by assembling a 500 mL double-ended cell with a screen assembly, a GeoFORM coupon, if used, and a new mercury 40-micron aloxite disk. A mineral oil such as LVT-200 was pumped through the cell system at 5 psi and collected in production mode. The amount of time that took to collect 200 mL of the mineral oil was recorded. After repeating the collection three times, the average of the readings was calculated and the initial flow back time was obtained.

[0060] The cell was empty out of the mineral oil, and the screens and GeoFORM were removed. The fluid system was added to the cell, and the cell was soaked at 132 or 172°F and a pressure of 200 psi for 24 hours. After cooling, the fluid system was removed from the cell. The screen stack assembly and GeoFORM coupon, if used, were placed in the cell on top of the aloxite disk. The cell assembly was closed again and a mineral oil such as LVT-200 was pumped through the cell system at 5 psi and collected in production mode. The amount of time that took to collect 200 mL of the mineral oil was recorded. After repeating the collection three times, the average of the readings and the final flow back the time were calculated. The flow back percent was calculated according to equation 1.

Table 1.

Component	Unit	CEx 1	Ex 2
Brine	ppg	10	10
Surfactant 1	wt%	20	20
Acid component	wt%	10	10
Activator 1	wt%	5	5
Viscosifier	wt%	0	2.4
Property			
Breakthrough Time (172°F)	Hour	7	22-24

[0061] The data in Table 1 shows that without viscosifier, the filter cake was broken in about 7 hours, which is too fast because shape-memory polymers need more than 7 hours to deploy when exposed to the tested fluid systems. With a small amount of viscosifier such as 2.4 wt% of a viscosifier added, the filter cake was broken in about 22-24 hours, which provides sufficient time for the shape-memory polymers to fully expand.

Table 2

Component	Unit	CEx 3	Ex 4	Ex 5	Ex 6	Ex7	Ex 8	CEx 9
Brine (CaBr <sub>2</sub> )	ppg	10	10	10	10			
Brine (NaCl)	ppg					9	9	9
Surfactant 1	wt%	20	20	20	20	25	25	
Surfactant 2	wt%							25
Acetic Acid	wt%	10	10	10	10	10		10
Acid precursor							15	
Activator 1	wt%	5	5	5	5	5	5	
Viscosifier	wt%	0	1.2	2.5	2.4	1.2	1.2	0

[0062] Table 2 shows fluid systems with and without viscosifier. Different brine, surfactant, and acid component were used. FIG. 4 and 5 are graphs of the height of a shape-memory polymer coupon HiTg GeoFORM (inch) as a function of time (hour) when the coupon is exposed to the fluid systems of examples 3-9 at 172°F. The results indicate that GeoFORM was expanded with viscosified fluid system regardless of type of the brine or surfactant. The presence or amount of the viscosifier does not affect the expansion time of GeoFORM.

Table 3

Component	Unit	Ex 10	Ex 11
Brine	ppg	10	10
Surfactant 1	wt%	23-25	20
Acid component	wt%	10	10
Activator 1	wt%	5	5
Corrosion inhibitor	wt%	1-3	1-3
Viscosifier	wt%	0.5-1	1-2
Property			
GeoFORM coupon		LoTg	HiTg
Test Temperature	°F	132	172
GeoFORM expansion time	Hour	12-16	8-16
Breakthrough Time	Hour	24-25	16-43
Flow back percentage	%	92-100	92-100
Flow back with GeoFORM	%	97-100	69-100

[0063] Table 3 shows that by using the fluid systems as described in the disclosure, shape-memory polymers can be deployed before the filter cake is removed. In addition, a flow back percent of greater than 90% can be achieved in most circumstances.

[0064] A fluid system of Example 12 contains 10 ppg of a brine, 5 wt% of activator 1, 20 wt% of surfactant 1, 16% chelating agent 1, and 1 wt% of corrosion inhibitor. A fluid system of Example 13 contains 10 ppg of a brine, 5 wt% of activator 1, 20 wt% surfactant 1, 8% chelating agent 2, and 1 wt% of corrosion inhibitor. FIG. 6 is a graph of the height of a shape-memory polymer coupon HiTg GeoFORM (inch) as a function of time (hour) when the

coupon is exposed to the fluid systems of Examples 12 and 13 at 180°F. A control sample was exposed to 10 ppg sodium chloride at 212°F for 24 hours. The results indicate that GeoFORM was expanded with fluid systems containing a chelating agent instead of an acid component.

[0065] A fluid system of Example 14 contains 10 ppg of a brine, 8 wt% of activator 2, 20 wt% of surfactant 1, 8% acetic acid, and 1 wt% of corrosion inhibitor. A fluid system of Example 15 contains 10 ppg of a brine, 5 wt% of activator 2, 20 wt% surfactant 1, 8 wt% of acetic acid, and 1 wt% of corrosion inhibitor. FIG. 7 is a graph of the height of a shape-memory polymer coupon HiTg GeoFORM (inch) as a function of time (hour) when the coupon is exposed to the fluid systems of Examples 14 and 15 at 180°F. A control sample was exposed to 10 ppg sodium chloride at 212°F for 24 hours. The results indicate that GeoFORM was expanded with fluid systems containing butoxy tri-glycol as the activator.

[0066] Tables 4 and 5 summarize the breakthrough properties of fluid systems with different activators and/or chelating agents.

Table 4

Component	Unit	Ex 16	Ex 17	Ex 18	Ex 19
Brine	ppg	10	10	10	10
Surfactant 1	wt%	20	20	20	20
Acid component	wt%	8	8	8	10
Activator 1	wt%			5	
Activator 2	wt%	5			5
Activator 3			8		
Corrosion inhibitor	wt%	1	1	1	1
Viscosifier	wt%	1	1	1	1
Property					
Breakthrough Time	Hour	11	>24	24	12
Flow back %	%	69	87	>95	77

Table 5

Component	Unit	Ex 20	Ex 21	Ex 22	Ex 23	Ex 24
Brine	ppg	10	10	10	10	10
Surfactant 1	wt%	20	20	20	20	20
Acid component				5		
Chelating agent 1	wt%	16	16	30		
Chelating agent 2	wt%				8	8
Activator 1	wt%		5			5
Activator 2	wt%	5		5	5	
Activator 3						
Corrosion inhibitor	wt%	1	1	1	1	1
Viscosifier	wt%	1	1	1	1	1
Property						
Breakthrough Time	Hour	>24	>24	10	12.5	>24
Flow back %	%	66	72	54	46	56

[0067] Set forth below are various embodiments of the disclosure.

[0068] Embodiment 1. A method comprising: disposing a device into a borehole in proximity to a subterranean formation where a filter cake has been formed adjacent thereto, the device comprising a support structure and a shape-memory article disposed at the support structure, the shape-memory article comprising a shape-memory polymer, wherein the device is disposed when the shape-memory article is in a compacted shape; exposing the shape-memory article to a fluid system to cause the shape-memory article to expand and conform to a surface of the borehole; exposing the filter cake to the fluid system; and removing the filter cake with the fluid system; wherein the fluid system comprises (i) an acid component, a chelating agent, or a combination thereof; (ii) an activator, (iii) a viscosifier, (iv) water or a brine, and (v) optionally a surfactant.

[0069] Embodiment 2. The method as in any prior embodiment, wherein the filter cake is removed after the shape-memory article has expanded and conformed to the surface of the borehole.

[0070] Embodiment 3. The method as in any prior embodiment, wherein the filter cake is removed at least two hours after the shape-memory article has expanded and conformed to the surface of the borehole.

[0071] Embodiment 4. The method as in any prior embodiment, wherein the fluid system comprises, based on the total weight of the fluid system: (i) about 1 to 25 wt% of the acid component, or about 5 to 30 wt% of the chelating agent, or a combination thereof; (ii) about 1 to 20 wt% of the activator; (iii) about 0.1 to 3 wt% of the viscosifier; and (iv) about 30 to 90 wt% of the water or brine.

[0072] Embodiment 5. The method as in any prior embodiment, where the fluid system comprises about 5 to 30 wt% of the surfactant based on the total weight of the fluid system, the surfactant comprising at least a non-ionic surfactant, an anionic surfactant, a cationic surfactant, or an amphoteric surfactant.

[0073] Embodiment 6. The method as in any prior embodiment, wherein the nonionic surfactant comprises at least one of an alkyl polyglycoside, a sorbitan ester, a polyglycol ester, a methyl glucoside ester, an alcohol ethoxylate, or surfactin; the anionic surfactant comprises at least one of an alkali metal alkyl sulfate, an alkyl or alkylaryl sulfonate, a linear or branched alkyl ether sulfate, a linear or branched alkyl ether sulfonate, an alcohol polypropoxylated and/or polyethoxylated sulfate, an alcohol polypropoxylated and/or polyethoxylated carboxylate, an alkyl or alkylaryl disulfonate, an alkyl disulfate, a sulfobetaine, an alkyl sulphosuccinate, an alkyl ether sulfate, or a linear and branched ether



sulfate; and the cationic surfactant comprises at least one of a quaternary ammonium compound, an arginine methyl ester, an alkanolamine, or an alkylenediamines.

[0074] Embodiment 7. The method as in any prior embodiment, wherein the acid component comprises at least one of acetic acid, formic acid, lactic acid, citric acid, phthalic acid, an amino acid, an ester thereof, or an inorganic acid.

[0075] Embodiment 8. The method as in any prior embodiment, where the activator comprises at least one of butanol, butoxy tri-glycol, 2-butoxyethanol, acetyl acetone, adipate, maleate, a glutamic acid derivative, an ethoxylated alcohol, a proxylated alcohol, a glycol, an ethoxylated alcohol, an ethoxylated glycol, an ethoxylated phenol, a propoxylated alcohol, a propoxylated glycol, a propoxylated phenol, an ethoxylated and propoxylated alcohol, an ethoxylated and propoxylated glycol, an ethoxylated and propoxylated phenol, n-butyl acetate, n-butyl propionate, n-propyl propionate, n-pentyl propionate, diethylene glycol, mono ethyl ether acetate, or triethylene glycol n-butyl.

[0076] Embodiment 9. The method as in any prior embodiment, wherein the activator comprises butanol.

[0077] Embodiment 10. The method as in any prior embodiment, wherein the fluid system comprises the chelating agent, and the chelating agent comprises at least one of ethylenediaminetetraacetic acid (EDTA), trisodium N-(hydroxyethyl)-ethylenediaminetriacetate, pentasodium diethylene-triaminepentaacetate, (N,N-dicarboxymethyl glutamic) acid, aspartic acid N,N-diacetic acid, methylglycine N,N-diacetic acid, N-hydroxyethyl ethylenediamine N,N',N'-triacetic acid, etidronic acid, diethylenetriamine pentaacetate, N-(2-Hydroxyethyl)iminodiacetic acid, trisodium dicarboxymethyl alaninate, ethylenediamine-N, N'-disuccinic acid, egtazic acid, nitrilotriacetic acid, cyclohexanediaminetetraacetic acid, or a salt thereof.

[0078] Embodiment 11. The method as in any prior embodiment, where the viscosifier comprises at least one of a hydratable polysaccharide, xanthan gum, cellulose, a cellulose derivative, a viscoelastic surfactant, a polyacrylamide, a polyacrylate, or diallyldimethylammonium chloride.

[0079] Embodiment 12. The method as in any prior embodiment, where the fluid system comprises the brine, which comprises at least a halide or formate salt of Ca, Na, K, Cs, or Zn.

[0080] Embodiment 13. The method as in any prior embodiment, where the fluid system further comprises about 1 to 3 wt% of a corrosion inhibitor.

[0081] Embodiment 14. The method as in any prior embodiment, wherein the fluid system comprises, based on the total weight of the fluid system, (i) about 1 to 25 wt.% of the acid component, or about 3 to 30 wt.% of the chelating agent, or a combination thereof; (ii) about 1 to 20 wt.% of the activator; (iii) about 0.1 to 3 wt.% of the viscosifier; (iv) about 30 to 90 wt.% of the brine; (v) about 5 to 30 wt.% of a surfactant; (vi) about 1 to 20 wt.% of a co-solvent; and (vii) about 1 to 3 wt.% of a corrosion inhibitor.

[0082] Embodiment 15. The method as in any prior embodiment, wherein the acid component comprises at least one of acetic acid or formic acid; the activator comprises at least one of butanol or butoxy tri-glycol; the chelating agent comprises at least one of trisodium N-(hydroxyethyl)-ethylenediaminetriacetate, or (N,N-dicarboxymethyl glutamic) acid; and the viscosifier comprises at least one of cellulose, hydroxyethylcellulose, carboxymethylcellulose, hydroxypropylcellulose, or carboxymethylhydroxyethylcellulose.

[0083] Embodiment 16. The method as in any prior embodiment, wherein the shape-memory polymer comprises at least one of a polyurethane; polyamide; polyurea; polyvinyl alcohol; vinyl alcohol-vinyl ester copolymer; phenolic polymer; polybenzimidazole; polyethylene oxide/acrylic acid/methacrylic acid copolymer crosslinked with N,N'-methylene-bis-acrylamide; polyethylene oxide/methacrylic acid/N-vinyl-2-pyrrolidone copolymer crosslinked with ethylene glycol dimethacrylate; or polyethylene oxide/poly(methyl methacrylate)/N-vinyl-2-pyrrolidone copolymer crosslinked with ethylene glycol dimethacrylate.

[0084] Embodiment 17. The method as in any prior embodiment, wherein the shape-memory article has a porous structure, and the method further comprises flowing a fluid through the shape-memory article.

[0085] Embodiment 18. A fluid system comprising, based on the total weight of the fluid system, (i) about 1 to 25 wt.% of an acid component, or about 3 to 30 wt.% of a chelating agent, or a combination thereof; (ii) about 1 to 20 wt.% of an activator; (iii) about 0.1 to 3 wt.% of a viscosifier; (iv) about 30 to 90 wt.% of a brine; (v) about 5 to 30 wt.% of a surfactant; (vi) about 1 to 20 wt.% of a co-solvent; and (vii) about 1 to 3 wt.% of a corrosion inhibitor.

[0086] Embodiment 19. The fluid system as in any prior embodiment, wherein the acid component comprises at least one of acetic acid, formic acid, lactic acid, citric acid, or an ester thereof.

[0087] Embodiment 20. The fluid system of claim 18, wherein the activator comprises at least one of butanol, butoxy tri-glycols, 2-butoxyethanol, acetyl acetone,

adipate, maleate, or a glutamic acid derivative; the chelating agent comprises at least one of sodium ethylenediaminetetraacetic acid, disodium ethylenediaminetetraacetic acid, trisodium N-(hydroxyethyl)-ethylenediaminetriacetate, pentasodium diethylene-triaminepentaacetate, GDLA, or (N,N-dicarboxymethyl glutamic) acid; and the viscosifier comprises at least one of a xanthan gum polysaccharide, a viscoelastic surfactant, a hydroxyethyl cellulose, a polyacrylamides, or a diallyldimethylammonium chloride polymer.

[0088] The use of the terms “a” and “an” and “the” and similar referents in the context of describing the invention (especially in the context of the following claims) are to be construed to cover both the singular and the plural, unless otherwise indicated herein or clearly contradicted by context. “Or” means “and/or.” The modifier “about” used in connection with a quantity is inclusive of the stated value and has the meaning dictated by the context (e.g., it includes the degree of error associated with measurement of the particular quantity). As used herein, the size or average size of the particles refers to the largest dimension of the particles and can be determined by high resolution electron or atomic force microscope technology.

[0089] All references cited herein are incorporated by reference in their entirety. While typical embodiments have been set forth for the purpose of illustration, the foregoing descriptions should not be deemed to be a limitation on the scope herein. Accordingly, various modifications, adaptations, and alternatives can occur to one skilled in the art without departing from the spirit and scope herein.

What is claimed is:

1. A method comprising:

disposing a device into a borehole in proximity to a subterranean formation where a filter cake has been formed adjacent thereto, the device comprising a support structure and a shape-memory article disposed at the support structure, the shape-memory article comprising a shape-memory polymer, wherein the device is disposed when the shape-memory article is in a compacted shape;

exposing the shape-memory article to a fluid system to cause the shape-memory article to expand and conform to a surface of the borehole;

exposing the filter cake to the fluid system; and

removing the filter cake with the fluid system;

wherein the fluid system comprises (i) an acid component, a chelating agent, or a combination thereof; (ii) an activator, (iii) a viscosifier, (iv) water or a brine, and (v) optionally a surfactant.

2. The method of claim 1, wherein the filter cake is removed after the shape-memory article has expanded and conformed to the surface of the borehole.

3. The method of claim 2, wherein the filter cake is removed at least two hours after the shape-memory article has expanded and conformed to the surface of the borehole.

4. The method of claim 1, wherein the fluid system comprises, based on the total weight of the fluid system:

(i) about 1 to 25 wt% of the acid component, or about 5 to 30 wt% of the chelating agent, or a combination thereof;

(ii) about 1 to 20 wt% of the activator;

(iii) about 0.1 to 3 wt% of the viscosifier; and

(iv) about 30 to 90 wt% of the water or brine.

5. The method of claim 1, where the fluid system comprises about 5 to 30 wt% of the surfactant based on the total weight of the fluid system, the surfactant comprising at least a non-ionic surfactant, an anionic surfactant, a cationic surfactant, or an amphoteric surfactant;

the nonionic surfactant comprising at least one of an alkyl polyglycoside, a sorbitan ester, a polyglycol ester, a methyl glucoside ester, an alcohol ethoxylate, or surfactin;

the anionic surfactant comprising at least one of an alkali metal alkyl sulfate, an alkyl or alkylaryl sulfonate, a linear or branched alkyl ether sulfate, a linear or branched alkyl ether sulfonate, an alcohol polypropoxylated and/or polyethoxylated sulfate, an alcohol

polypropoxylated and/or polyethoxylated carboxylate, an alkyl or alkylaryl disulfonate, an alkyl disulfate, a sulfobetaine, an alkyl sulphosuccinate, an alkyl ether sulfate, or a linear and branched ether sulfate; and

the cationic surfactant comprising at least one of a quaternary ammonium compound, an arginine methyl ester, an alkanolamine, or an alkylenediamines.

6. The method of any one of claims 1 to 5, wherein the acid component comprises at least one of acetic acid, formic acid, lactic acid, citric acid, phthalic acid, an amino acid, an ester thereof, or an inorganic acid.

7. The method of any one of claims 1 to 5, where the activator comprises at least one of butanol, butoxy tri-glycol, 2-butoxyethanol, acetyl acetone, adipate, maleate, a glutamic acid derivative, an ethoxylated alcohol, a propoxylated alcohol, a glycol, an ethoxylated alcohol, an ethoxylated glycol, an ethoxylated phenol, a propoxylated alcohol, a propoxylated glycol, a propoxylated phenol, an ethoxylated and propoxylated alcohol, an ethoxylated and propoxylated glycol, an ethoxylated and propoxylated phenol, n-butyl acetate, n-butyl propionate, n-propyl propionate, n-pentyl propionate, diethylene glycol, mono ethyl ether acetate, or triethylene glycol n-butyl.

8. The method of any one of claims 1 to 5, wherein the fluid system comprises the chelating agent, and the chelating agent comprises at least one of ethylenediaminetetraacetic acid (EDTA), trisodium N-(hydroxyethyl)-ethylenediaminetriacetate, pentasodium diethylene-triaminepentaacetate, (N,N-dicarboxymethyl glutamic) acid, aspartic acid N,N-diacetic acid, methylglycine N,N-diacetic acid, N-hydroxyethyl ethylenediamine N,N',N'-triacetic acid, etidronic acid, diethylenetriamine pentaacetate, N-(2-Hydroxyethyl)iminodiacetic acid, trisodium dicarboxymethyl alaninate, ethylenediamine-N, N'-disuccinic acid, egtazic acid, nitrilotriacetic acid, cyclohexanediaminetetraacetic acid, or a salt thereof.

9. The method of any one of claims 1 to 5, where the viscosifier comprises at least one of a hydratable polysaccharide, xanthan gum, cellulose, a cellulose derivative, a viscoelastic surfactant, a polyacrylamide, a polyacrylate, or diallyldimethylammonium chloride.

10. The method of any one of claims 1 to 5, where the fluid system further comprises about 1 to 3 wt% of a corrosion inhibitor.

11. The method of any one of claims 1 to 5, wherein the fluid system comprises, based on the total weight of the fluid system,

(i) about 1 to 25 wt.% of the acid component, or about 3 to 30 wt.% of the chelating agent, or a combination thereof;

- (ii) about 1 to 20 wt.% of the activator;
- (iii) about 0.1 to 3 wt.% of the viscosifier;
- (iv) about 30 to 90 wt.% of the brine;
- (v) about 5 to 30 wt.% of a surfactant;
- (vi) about 1 to 20 wt.% of a co-solvent; and
- (vii) about 1 to 3 wt.% of a corrosion inhibitor.

12. The method of claim 11, wherein  
the acid component comprises at least one of acetic acid or formic acid;  
the activator comprises at least one of butanol or butoxy tri-glycol;  
the chelating agent comprises at least one of trisodium N-(hydroxyethyl)-ethylenediaminetriacetate, or (N,N-dicarboxymethyl glutamic) acid; and  
the viscosifier comprises at least one of cellulose, hydroxyethylcellulose, carboxymethylcellulose, hydroxypropylcellulose, or carboxymethylhydroxyethylcellulose.

13. The method of any one of claims 1 to 5, wherein the shape-memory polymer comprises at least one of a polyurethane; polyamide; polyurea; polyvinyl alcohol; vinyl alcohol-vinyl ester copolymer; phenolic polymer; polybenzimidazole; polyethylene oxide/acrylic acid/methacrylic acid copolymer crosslinked with N,N'-methylene-bis-acrylamide; polyethylene oxide/methacrylic acid/N-vinyl-2-pyrrolidone copolymer crosslinked with ethylene glycol dimethacrylate; or polyethylene oxide/poly(methyl methacrylate)/N-vinyl-2-pyrrolidone copolymer crosslinked with ethylene glycol dimethacrylate.

14. A fluid system comprising, based on the total weight of the fluid system,  
(i) about 1 to 25 wt.% of an acid component, or about 3 to 30 wt.% of a chelating agent, or a combination thereof;

- (ii) about 1 to 20 wt.% of an activator;
- (iii) about 0.1 to 3 wt.% of a viscosifier;
- (iv) about 30 to 90 wt.% of a brine;
- (v) about 5 to 30 wt.% of a surfactant;
- (vi) about 1 to 20 wt.% of a co-solvent; and
- (vii) about 1 to 3 wt.% of a corrosion inhibitor.

15. The fluid system of claim 14, wherein

the acid component comprises at least one of acetic acid, formic acid, lactic acid, citric acid, or an ester thereof;

the activator comprises at least one of butanol, butoxy tri-glycols, 2-butoxyethanol, acetyl acetone, adipate, maleate, or a glutamic acid derivative;

the chelating agent comprises at least one of sodium ethylenediaminetetraacetic acid, disodium ethylenediaminetetraacetic acid, trisodium N-(hydroxyethyl)-ethylenediaminetriacetate, pentasodium diethylene-triaminepentaacetate, GDLA, or (N,N-dicarboxymethyl glutamic) acid; and

the viscosifier comprises at least one of a xanthan gum polysaccharide, a viscoelastic surfactant, a hydroxyethyl cellulose, a polyacrylamides, or a diallyldimethylammonium chloride polymer.

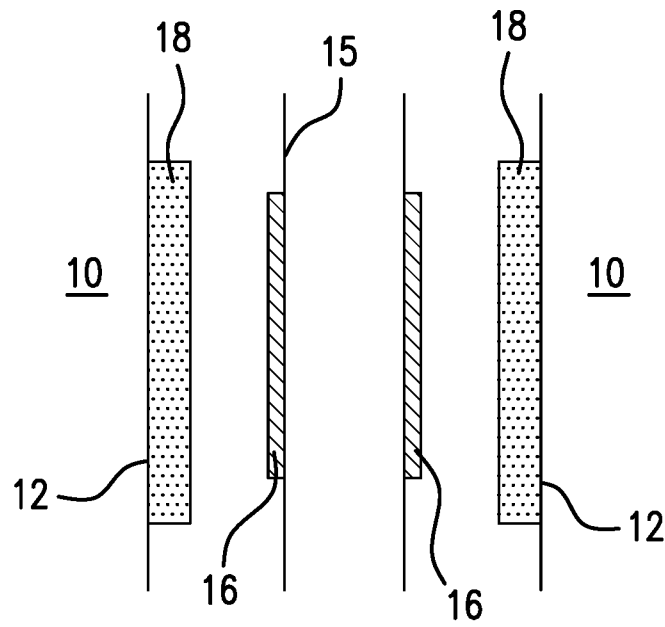


FIG. 1

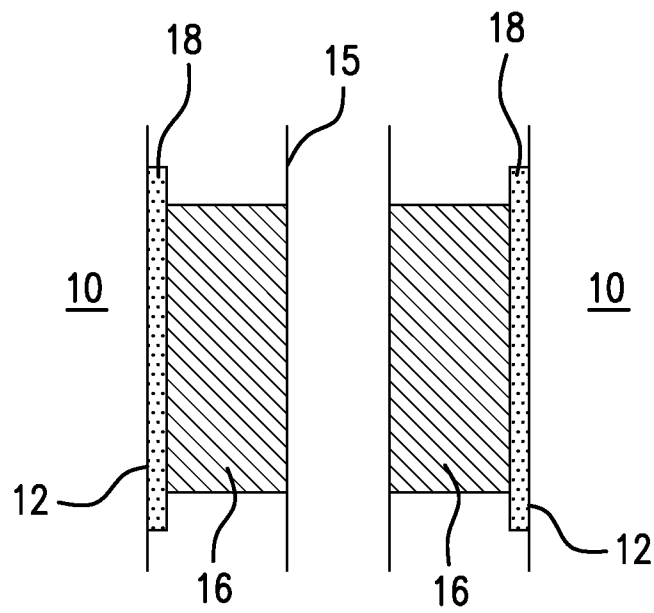


FIG. 2



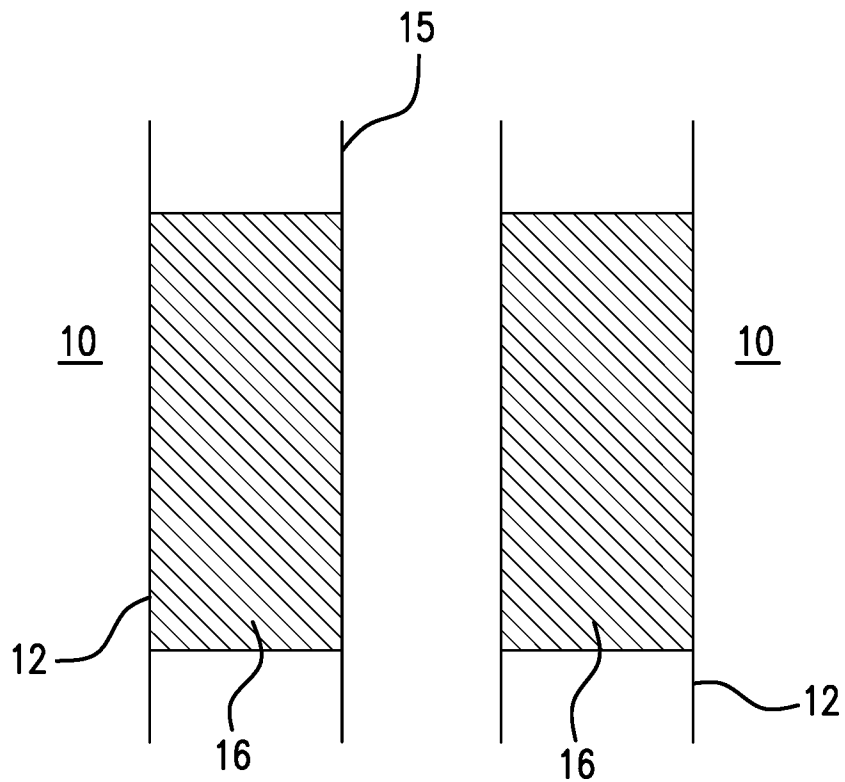


FIG. 3

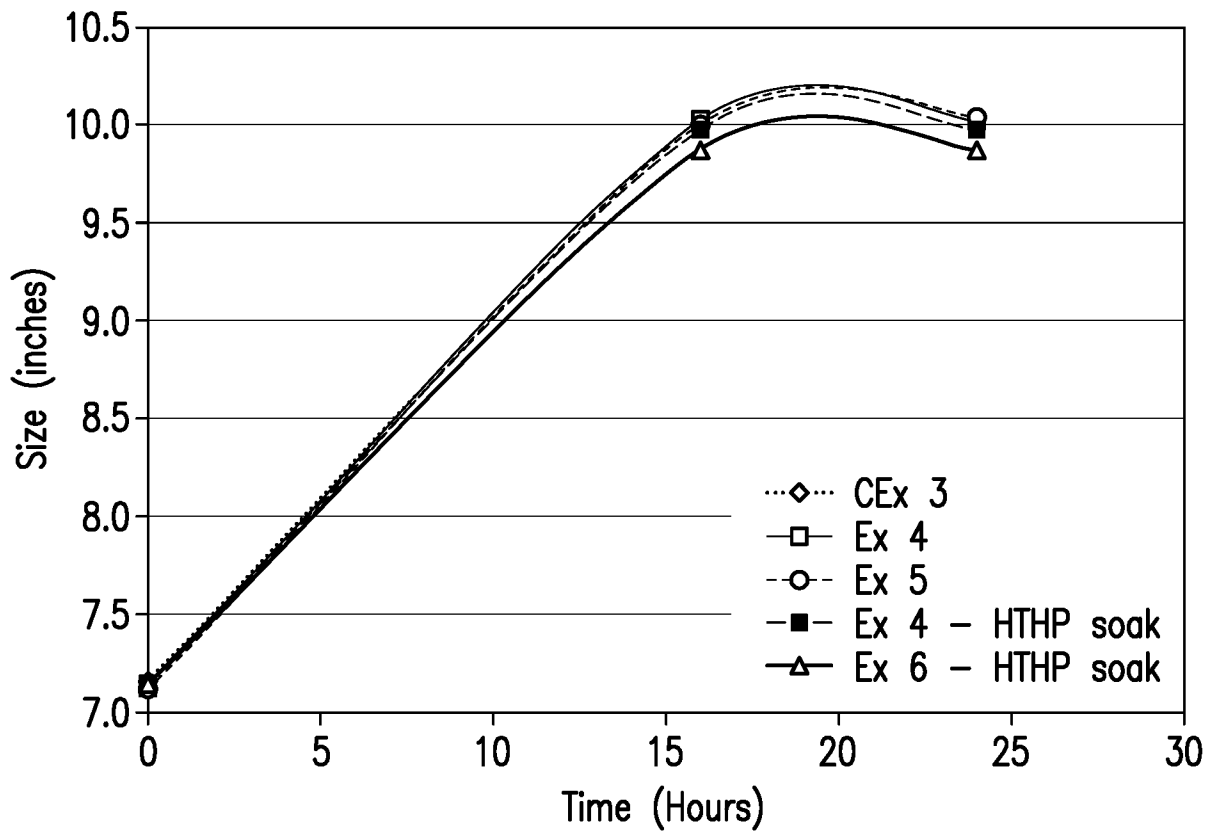


FIG.4

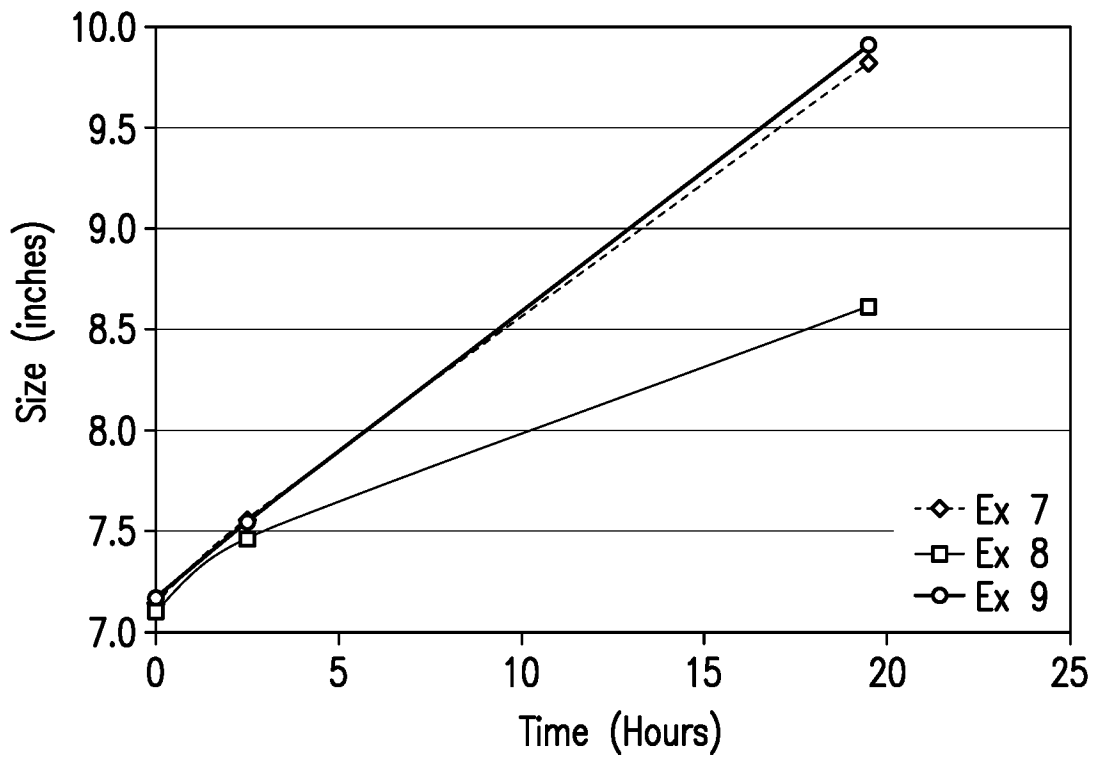


FIG.5

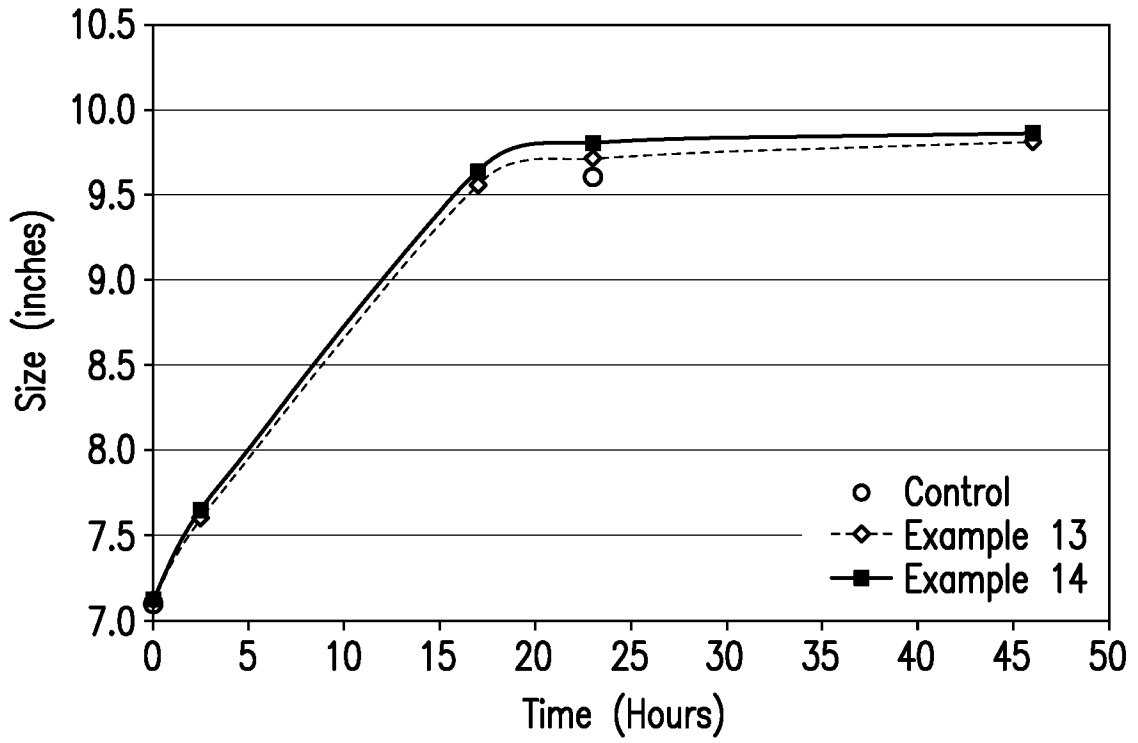


FIG.6

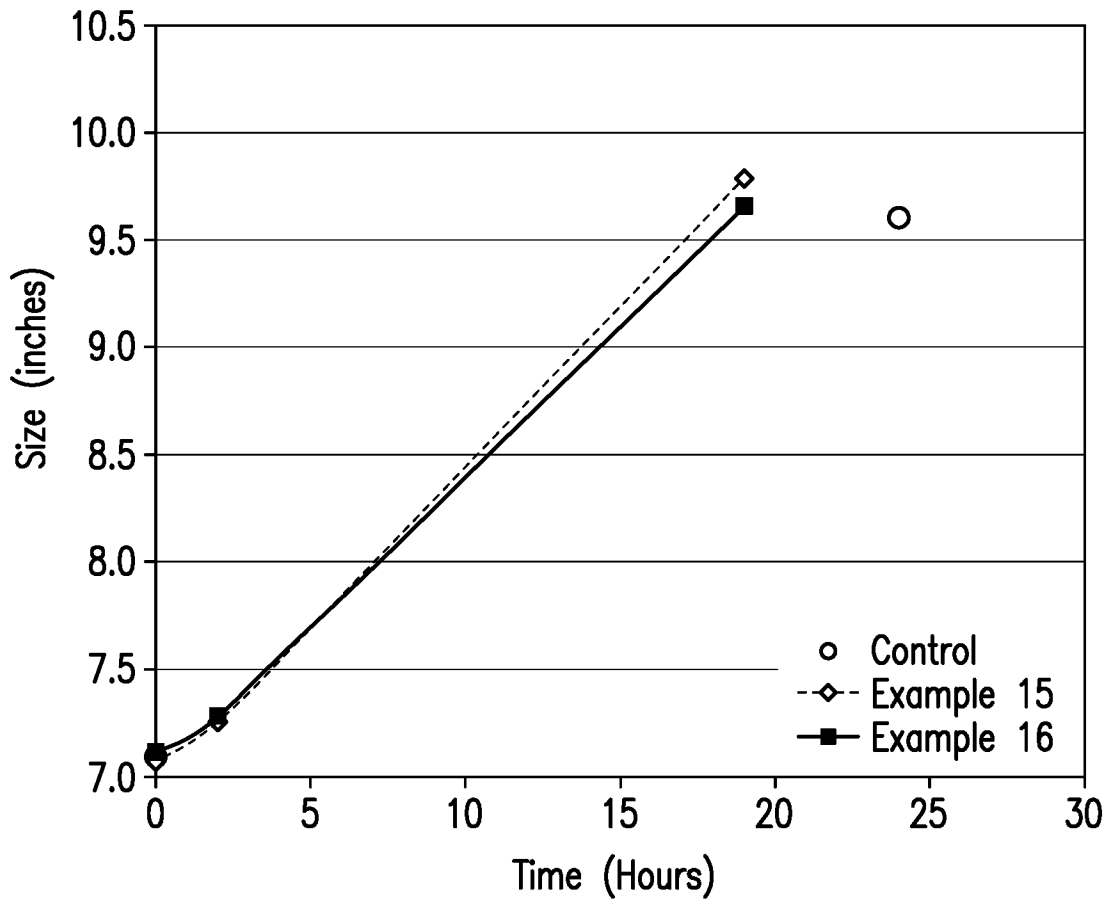


FIG. 7

## INTERNATIONAL SEARCH REPORT

International application No.

PCT/US2022/037543

<b>A. CLASSIFICATION OF SUBJECT MATTER</b>		
E21B 33/127(2006.01)i; E21B 43/27(2006.01)i; C09K 8/52(2006.01)i; C09K 8/60(2006.01)i		
According to International Patent Classification (IPC) or to both national classification and IPC		
<b>B. FIELDS SEARCHED</b>		
Minimum documentation searched (classification system followed by classification symbols) E21B 33/127(2006.01); C09K 8/035(2006.01); C09K 8/487(2006.01); C09K 8/52(2006.01); C09K 8/72(2006.01); C09K 8/74(2006.01); E21B 37/00(2006.01); E21B 43/02(2006.01); E21B 7/00(2006.01)		
Documentation searched other than minimum documentation to the extent that such documents are included in the fields searched Korean utility models and applications for utility models Japanese utility models and applications for utility models		
Electronic data base consulted during the international search (name of data base and, where practicable, search terms used) eKOMPASS(KIPO internal) & Keywords: borehole, support structure, shape-memory article, filter cake, fluid system		
<b>C. DOCUMENTS CONSIDERED TO BE RELEVANT</b>		
Category*	Citation of document, with indication, where appropriate, of the relevant passages	Relevant to claim No.
Y	US 2014-0332220 A1 (BAKER HUGHES INCORPORATED) 13 November 2014 (2014-11-13) paragraphs [0018], [0036]-[0043], claims 1-2, and figures 1-3	1-15
Y	US 2020-0131432 A1 (KING FAHD UNIVERSITY OF PETROLEUM AND MINERALS) 30 April 2020 (2020-04-30) abstract, paragraphs [0007], [0072], [0081]-[0084], [0098], [0104], [0108], and claim 12	1-15
A	US 2012-0190593 A1 (SOANE et al.) 26 July 2012 (2012-07-26) paragraphs [0019], [0051]	1-15
A	US 2011-0005773 A1 (DUSTERHOFT et al.) 13 January 2011 (2011-01-13) paragraphs [0032]-[0038]	1-15
A	WO 2013-160334 A1 (AKZO NOBEL CHEMICALS INTERNATIONAL B.V.) 31 October 2013 (2013-10-31) claims 1, 9-10	1-15
<input type="checkbox"/> Further documents are listed in the continuation of Box C. <input checked="" type="checkbox"/> See patent family annex.		
* Special categories of cited documents: "A" document defining the general state of the art which is not considered to be of particular relevance "D" document cited by the applicant in the international application "E" earlier application or patent but published on or after the international filing date "L" document which may throw doubts on priority claim(s) or which is cited to establish the publication date of another citation or other special reason (as specified) "O" document referring to an oral disclosure, use, exhibition or other means "P" document published prior to the international filing date but later than the priority date claimed "T" later document published after the international filing date or priority date and not in conflict with the application but cited to understand the principle or theory underlying the invention "X" document of particular relevance; the claimed invention cannot be considered novel or cannot be considered to involve an inventive step when the document is taken alone "Y" document of particular relevance; the claimed invention cannot be considered to involve an inventive step when the document is combined with one or more other such documents, such combination being obvious to a person skilled in the art "&" document member of the same patent family		
Date of the actual completion of the international search <b>04 November 2022</b>		Date of mailing of the international search report <b>04 November 2022</b>
Name and mailing address of the ISA/KR <b>Korean Intellectual Property Office 189 Cheongsa-ro, Seo-gu, Daejeon 35208, Republic of Korea</b> Facsimile No. +82-42-481-8578		Authorized officer <b>PARK, Tae Wook</b> Telephone No. +82-42-481-3405

**INTERNATIONAL SEARCH REPORT**  
**Information on patent family members**

International application No.

**PCT/US2022/037543**

Patent document cited in search report			Publication date (day/month/year)	Patent family member(s)	Publication date (day/month/year)
US	2014-0332220	A1	13 November 2014	None	
US	2020-0131432	A1	30 April 2020	US	10844278 B2 24 November 2020
				US	11124695 B2 21 September 2021
				US	2019-0016947 A1 17 January 2019
US	2012-0190593	A1	26 July 2012	WO	2012-103319 A1 02 August 2012
US	2011-0005773	A1	13 January 2011	AU	2010-270028 A1 16 February 2012
				AU	2010-270028 B2 19 December 2013
				BR	112012000495 A2 22 November 2016
				EP	2451888 A1 16 May 2012
				EP	2451888 B1 22 April 2015
				MY	156184 A 15 January 2016
				US	7992656 B2 09 August 2011
				WO	2011-004160 A1 13 January 2011
WO	2013-160334	A1	31 October 2013	AU	2013-254748 A1 16 October 2014
				AU	2013-254748 B2 30 June 2016
				BR	112014025618 A2 20 June 2017
				BR	112014025618 A8 06 April 2021
				CA	2869995 A1 31 October 2013
				CA	2869995 C 23 March 2021
				CA	2875725 A1 27 December 2013
				CN	104245878 A 24 December 2014
				CO	7131390 A2 01 December 2014
				DK	2841525 T3 03 December 2018
				EP	2841525 A1 04 March 2015
				EP	2841525 B1 22 August 2018
				EP	2861691 A1 22 April 2015
				IN	2196MUN2014 A 11 September 2015
				JP	2015-529691 A 08 October 2015
				MX	2014012824 A 13 November 2015
				MX	361468 B 06 December 2018
				MY	170151 A 09 July 2019
				PH	12014502812 A1 02 March 2015
				US	2015-0080271 A1 19 March 2015
				US	2015-0141302 A1 21 May 2015
				US	9725643 B2 08 August 2017
				WO	2013-160332 A1 31 October 2013
				WO	2013-189731 A1 27 December 2013