

[54] **PRODUCT DISPLAY STAND**

[75] **Inventors:** James Boglitsch, Waukesha, Wis.;
 Robert Erickson, Arlington Heights, Ill.

[73] **Assignee:** National Creative Merchandising Corp., Arlington Heights, Ill.

[**] **Term:** 14 Years

[21] **Appl. No.:** 720,281

[22] **Filed:** Apr. 4, 1985

[52] **U.S. Cl. D6/467**

[58] **Field of Search D6/449, 466, 467;**
 211/55, 59.1, 86, 134, 186

[56] **References Cited**

U.S. PATENT DOCUMENTS

965,019	7/1910	Schandein et al.	211/55 X
2,914,184	11/1959	Dgetluck	211/55
3,185,115	5/1965	Rand	211/134 X
3,216,586	11/1965	Sand	211/134
3,830,374	8/1974	Kassimir	211/134 X

OTHER PUBLICATIONS

Vizusell cat. 450, p. 61; Tool Merchandiser item #VMU203-4, center on page.

Garment Racks & Accessories and the T-Base System by Lozier Store Fixtures, 9/15/80, p. 18, back insert bottom left on page.

Primary Examiner—Carmen H. Vales
Attorney, Agent, or Firm—Wallenstein, Wagner, Hattis & Strampel, Ltd.

[57] **CLAIM**

The ornamental design for a product display stand, as shown and described.

DESCRIPTION

FIG. 1 is a perspective view of a product display stand showing our new design;

FIG. 2 is a front elevational view thereof;

FIG. 3 is a right side elevational view thereof;

FIG. 4 is a rear elevational view thereof;

FIG. 5 is a left side elevational view thereof;

FIG. 6 is a top plan view thereof; and,

FIG. 7 is a bottom plan view thereof.

The square aperture-like elements shown in FIGS. 1, 2 and 4 are continuous over the entirety of the front and rear surfaces of the display.





FIG-3-

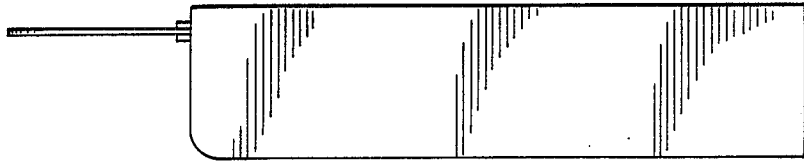


FIG-2-

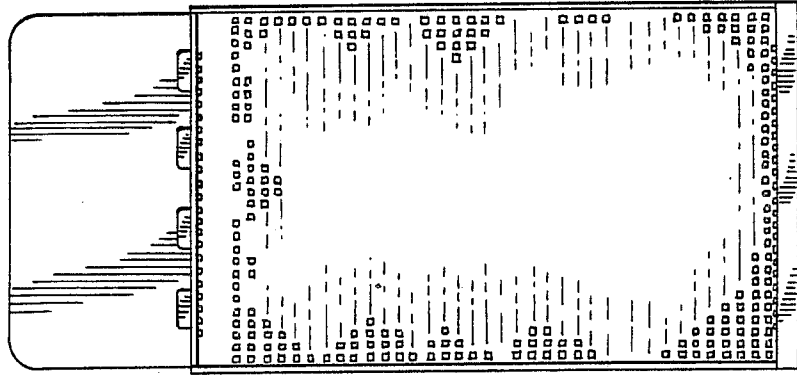


FIG-1-




FIG 4




FIG 5




FIG 6

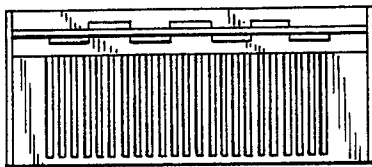


FIG 7

