

(19) World Intellectual Property Organization  
International Bureau



(43) International Publication Date  
13 November 2008 (13.11.2008)

PCT

(10) International Publication Number  
**WO 2008/137979 A1**

- (51) International Patent Classification:  
A41D 1/04 (2006.01)      A41D 13/00 (2006.01)  
A41D 3/00 (2006.01)
- (21) International Application Number:  
PCT/US2008/063029
- (22) International Filing Date:      8 May 2008 (08.05.2008)
- (25) Filing Language:                      English
- (26) Publication Language:                English
- (30) Priority Data:  
60/916,599                      8 May 2007 (08.05.2007)      US  
12/115,884                      6 May 2008 (06.05.2008)      US
- (71) Applicant (for JP, KR only): NIKE, INC. [US/US]; One Bowerman Drive, Beaverton, OR 97005 (US).
- (71) Applicant (for all designated States except JP, KR, US): NIKE INTERNATIONAL, LTD. [GB/US]; One Bowerman Drive, Beaverton, OR 97005 (US).
- (72) Inventor; and
- (75) Inventor/Applicant (for US only): MATHER, Sophie

[GB/US]; c/o Nike, Inc., One Bowerman Drive, Beaverton, OR 97005 (US).

(74) Agent: RAUCHHOLZ, William, F.; Banner & Witcoff, LTD, 1100 13th St. N.W., Suite 1200, Washington, DC 20005 (US).

(81) Designated States (unless otherwise indicated, for every kind of national protection available): AE, AG, AL, AM, AO, AT, AU, AZ, BA, BB, BG, BH, BR, BW, BY, BZ, CA, CH, CN, CO, CR, CU, CZ, DE, DK, DM, DO, DZ, EC, EE, EG, ES, FI, GB, GD, GE, GH, GM, GT, HN, HR, HU, ID, IL, IN, IS, JP, KE, KG, KM, KN, KP, KR, KZ, LA, LC, LK, LR, LS, LT, LU, LY, MA, MD, ME, MG, MK, MN, MW, MX, MY, MZ, NA, NG, NI, NO, NZ, OM, PG, PH, PL, PT, RO, RS, RU, SC, SD, SE, SG, SK, SL, SM, SV, SY, TJ, TM, TN, TR, TT, TZ, UA, UG, US, UZ, VC, VN, ZA, ZM, ZW.

(84) Designated States (unless otherwise indicated, for every kind of regional protection available): ARIPO (BW, GH, GM, KE, LS, MW, MZ, NA, SD, SL, SZ, TZ, UG, ZM, ZW), Eurasian (AM, AZ, BY, KG, KZ, MD, RU, TJ, TM),

[Continued on next page]

(54) Title: ARTICLES OF APPAREL INCLUDING ZONES HAVING INCREASED THERMALLY INSULATIVE AND THERMALLY RESISTIVE PROPERTIES

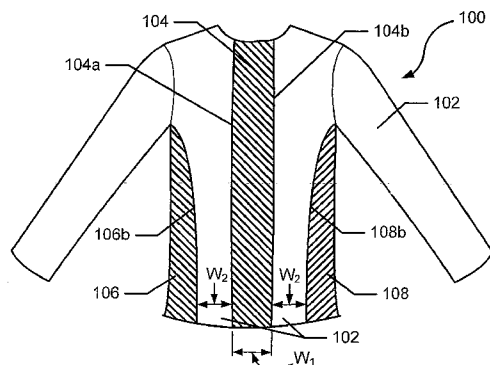


FIG. 1A

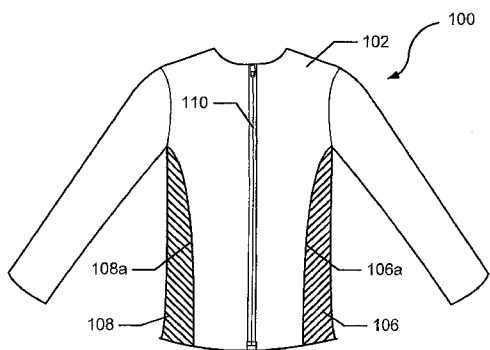


FIG. 1B

(57) Abstract: Thermal garments with reduced weight and bulk and improved packability include targeted zones of increased thermal resistive properties. Such garments may include: (a) a first garment region (104) extending along a central back portion of the garment from the waist area of the garment to the neck area; (b) second (106) and third (108) garment regions extending along the sides of the garment from the waist area to the underarm area; and (c) a fourth garment region (102) extending between the first and second garment regions, between the first and third garment regions, and between the second and third garment regions. The fourth garment region includes a thermal material having a lower thermal resistive value than the thermal resistive values of the thermal materials associated with the first, second, and third garment regions. Methods of making such garments also are described.

WO 2008/137979 A1



European (AT, BE, BG, CH, CY, CZ, DE, DK, EE, ES, FI, FR, GB, GR, HR, HU, IE, IS, IT, LT, LU, LV, MC, MT, NL, NO, PL, PT, RO, SE, SI, SK, TR), OAPI (BF, BJ, CF, CG, CI, CM, GA, GN, GQ, GW, ML, MR, NE, SN, TD, TG).

— *before the expiration of the time limit for amending the claims and to be republished in the event of receipt of amendments*

**Published:**

— *with international search report*

**ARTICLES OF APPAREL INCLUDING ZONES HAVING INCREASED  
THERMALLY INSULATIVE AND THERMALLY RESISTIVE  
PROPERTIES**

**RELATED APPLICATION DATA**

- [01] This application claims priority benefits based on U.S. Provisional Patent Application No. 60/916,599 entitled "Articles of Apparel Including Zones Having Increased Thermally Insulative and Thermally Resistive Properties," filed May 8, 2007. This priority application is entirely incorporated herein by reference.

**FIELD OF THE INVENTION**

- [02] Aspects of the present invention generally relate to cold weather garments that include one or more zones with increased thermally insulative and/or thermally resistive properties. Such garments can allow wearers to maintain a necessary or desired degree of warmth with decreased garment weight and bulk. Such garments also can have improved packability for storage, shipping, and/or travel.

**BACKGROUND**

- [03] The human body may suffer adverse effects when exposed to cool or cold environmental conditions, particularly when exposed to such conditions for lengthy time periods. While people can simply add another layer of clothing to help stave off the adverse effects of a cold environment in some situations, this simple solution does not necessarily work well for athletes involved in practice or competition. For example, the addition of clothing layers can adversely impact the wearer's ability to freely move, particularly when engaged in exercise, athletic events, or other activities requiring movement. The additional weight, bulk, and/or wind resistance resulting from the additional clothing also can adversely impact athletic performance and expose the athlete to injury due to diminished

flexibility, performance, and the like. The adverse impacts on performance and comfort may deter some users from adequately dressing to protect themselves from the cold. This attempted “work-around” action also can harm the wearer’s health and well being.

- [04] Therefore, improvements in garment structures, particularly for athletic use in cold environments, would be a welcome advance in the art.

#### SUMMARY

- [05] Some example aspects of the present invention relate to garment structures that have excellent thermal insulative and thermal resistive properties while reducing garment weight and/or bulk and/or improving the garment’s packability or loft. These and other advantageous properties may be realized, in accordance with examples of this invention, by providing a garment structure including targeted zones of increased thermal insulative or thermal resistive properties. More specifically, garments in accordance with examples of this invention may include: (a) a first garment region extending along a central back portion of the garment from proximate to a waist area of the garment to proximate to a neck area of the garment; (b) a second garment region extending along a first side of the garment from proximate to the waist area to proximate to a first underarm area of the garment; (c) a third garment region extending along a second side of the garment from proximate to the waist area to proximate to a second underarm area of the garment; and (d) a fourth garment region extending between the first and second garment regions, between the first and third garment regions, and between the second and third garment regions. At least a majority of the fourth garment region in accordance with at least some examples of this invention (which may include multiple parts or pieces of material) will include a first thermal material having a first thermal resistive value, and the first, second, and third garment regions will include thermal materials (which may be the same as or different from one another) having higher thermal resistive values than the first thermal

value. The first, second, and third garment regions may have thermal resistive values of at least 5% higher than that of the first thermal resistive value (for the fourth garment region), and in some examples, the first through third garment regions will have thermal resistive values of 10% higher, at least 15% higher, at least 20% higher, at least 25% higher, or even at least 50% higher.

- [06] Additional aspects of this invention relate to methods of forming garments, *e.g.*, of the various types described above. Such methods may include formation of garments as a single piece (*e.g.*, by knitting or other garment forming processes) to include the various regions or formation of garments from multiple pieces joined together, *e.g.*, in conventional ways, such as by sewing or stitching techniques, by adhesives or other fusing techniques, etc. The first, second, and third garment regions may be made from separate and independent pieces of fabric material (optionally the same type of fabric material) that are joined to a separate piece of fabric material embodying the fourth garment region (*e.g.*, by sewing or other techniques). Alternatively, if desired, one or more of the various garment regions may be included as part of a single piece of material.

#### **BRIEF DESCRIPTION OF THE DRAWINGS**

- [07] Various aspects, objects, features, and advantages of the present invention will be more readily apparent and more fully understood from the following detailed description, taken in conjunction with the appended drawings, in which:
- [08] Figs. 1A and 1B illustrate a garment structure in accordance with an example of this invention;
- [09] Figs. 2A and 2B illustrate another garment structure in accordance with an example of this invention;
- [10] Figs. 3A and 3B illustrate another garment structure in accordance with an example of this invention; and

- [11] Figs. 4A and 4B illustrate still another garment structure in accordance with an example of this invention.
- [12] The reader is advised that the attached drawings schematically illustrate various structures and features of garments in accordance with examples of this invention. These drawings are not production drawings, and they are not necessarily drawn to scale.

### DETAILED DESCRIPTION

- [13] Various specific examples of the invention are described in detail below in conjunction with the attached drawings. The following provides a general description of aspects and features of structures according to examples of the invention as a prelude to the more detailed description of specific structures that follows.
- [14] The term “thermal resistance” or “thermal resistivity,” as used herein (also referred to as “Rct”) relates to the ability of a material to resist the transfer of heat by conduction, radiation, and convection. In terms of fabric materials or garments, these terms may be considered as relating to the amount of energy required to keep the air temperature constant between skin and fabric while the outside or environmental air temperature is cooler. Because heat always flows from warm to cold, one way to control conduction of heat to the outside of a garment is by using an insulating material in the garment, and the insulating material’s “thermal resistance” or “thermal resistivity” is a measure of the material’s ability to withstand this transfer of heat.
- [15] For fabrics, thermal resistance may be measured by an International Organization for Standardization Test ISO 11092 (entitled “Measurement of Thermal and Water-Vapour Resistance Under Steady-State Conditions” (*e.g.*, measurable by the commercially available “Sweating Guarded Hotplate” system, available, for example, from Measurement Technology Northwest of Seattle, Washington).

This test method, which is publicly known, is incorporated herein by reference. In general, in this test method, a hotplate with an integral “sweating” surface is placed in a climatic chamber having a variable speed airflow hood, a gravity fed fluid supply system, and ambient temperature and humidity probes (to thereby duplicate or simulate human skin in real world conditions of temperature, relative humidity, and wind speed). Heat transfer across material samples can be measured using this system (*e.g.*, the various parameters, such as temperature, humidity, and wind speed may be controlled (changed in a controlled manner or held constant) to enable relative comparison of fabrics. The test results by this system are expressed in units of “square meters × °Kelvin/Watts” ( $m^2 \times K/W$ ).

## **I. General Description of Aspects of the Invention**

### **A. Garments in Accordance with Example Aspects of this Invention**

- [16] In general, at least some example aspects of this invention relate to garments (also called “articles of apparel” herein) that may include: (a) a first garment region extending along a central back portion of the garment from proximate to a waist area of the garment to proximate to a neck area of the garment; (b) a second garment region extending along a first side of the garment from proximate to the waist area to proximate to a first underarm area of the garment; (c) a third garment region extending along a second side of the garment from proximate to the waist area to proximate to a second underarm area of the garment; and (d) a fourth garment region extending between the first and second garment regions, between the first and third garment regions, and between the second and third garment regions. The fourth garment region in accordance with at least some examples of this invention will include a first thermal material having a first thermal resistive value, and the first, second, and third garment regions will include thermal materials (which may be the same as or different from one another) having higher thermal resistive values than the first thermal resistive value. In some more specific example garment structures, the first, second, and third garment regions may have thermal resistive values of at least 5% higher than

that of the first thermal resistive value (for the fourth garment region), and in some examples, these thermal resistive values will be at 10% higher, at least 15% higher, at least 20% higher, at least 25% higher, or even at least 50% higher.

[17] Garment structures in accordance with examples of this invention may take on a variety of forms or structures without departing from this invention. For example, the garment may be structured such that the fourth garment region extends between the first and second garment regions, between the first and third garment regions, and between the second and third garment regions at the waist area of the garment to thereby completely separate the first, second, and third garment regions from one another along the waist area. The fourth garment region may make up at least 50% (or even at least 70%) of an overall interior surface, an overall exterior surface, and/or an overall volume of the garment structure.

[18] The garment region extending along the central spinal portion of the wearer's back (the "first garment region" mentioned above) may include portions (and optionally a major portion) that are at least 2 inches wide (*e.g.*, for child sizes), at least 3 inches wide (*e.g.*, for women's sizes), at least 4 inches wide (*e.g.*, for men's sizes), or even wider. Similarly, at least some portions (and optionally, a majority) of the second and third garment regions (along the wearer's sides) may be at least 2 inches wide (*e.g.*, for child sizes), at least 3 inches wide (*e.g.*, for women's sizes), at least 4 inches wide (*e.g.*, for men's sizes), or even wider. In some garment structures, one or more of the various garment regions may be even larger. For example, in some garment structures in accordance with this invention, the first garment region may include a majority of a back portion of the garment, and even at least 75% of a back portion of the garment (optionally, in at least some example structures, the garment region that covers the central spine portion also will cover all or most of a scapular area of the garment).

[19] For some garment structures in accordance with examples of this invention, such as for outerwear structures (*e.g.*, jackets, vests, coats, and other exterior garments), the fourth garment region (*i.e.*, the relatively low thermal resistive



region) may have a thermal resistive value of at least  $0.12 \text{ m}^2 \times \text{K/W}$ , at least  $0.15 \text{ m}^2 \times \text{K/W}$ , at least  $0.19 \text{ m}^2 \times \text{K/W}$ , or even at least  $0.23 \text{ m}^2 \times \text{K/W}$ , and the thermal resistive values for the first, second, and third garment regions in such garment structures will be at least 5% (or even 10%) higher than the thermal resistive value for the fourth region (and in some more specific structures, may be at least  $0.15 \text{ m}^2 \times \text{K/W}$ , at least  $0.18 \text{ m}^2 \times \text{K/W}$ , at least  $0.21 \text{ m}^2 \times \text{K/W}$ , or even at least  $0.25 \text{ m}^2 \times \text{K/W}$ ). For other garment structures in accordance with examples of this invention, such as for undergarments, mid-layer garments, or other thin garment structures (such as athletic wear), the fourth garment region may have a thermal resistive value of at least  $0.03 \text{ m}^2 \times \text{K/W}$ , at least  $0.05 \text{ m}^2 \times \text{K/W}$ , at least  $0.07 \text{ m}^2 \times \text{K/W}$ , or even at least  $0.10 \text{ m}^2 \times \text{K/W}$ , and the thermal resistive values for the first, second, and third garment regions in such structures will be at least 5% (or even 10%) higher than the thermal resistive value for the fourth region (and in some more specific structures, may be at least  $0.04 \text{ m}^2 \times \text{K/W}$ , at least  $0.06 \text{ m}^2 \times \text{K/W}$ , at least  $0.08 \text{ m}^2 \times \text{K/W}$ , or even at least  $0.12 \text{ m}^2 \times \text{K/W}$ ).

- [20] Garments may include additional features without departing from this invention. For example, garments in accordance with at least some examples of this invention may include closure systems and/or opening size adjusting systems. Examples of such systems include zippers, buttons, snaps, straps, buckles, hook-type fasteners, hook-and-loop type fasteners, draw string adjusting mechanisms, elastic materials, etc.
- [21] A wide variety of overall garment structures may be provided without departing from this invention. Garment structures in accordance with at least some examples of this invention may cover at least a portion of an upper torso of a human body and may take on a variety of forms, such as shirts, T-shirts, jackets, vests, sweaters, turtlenecks, mock turtlenecks, garment liners, coats, etc. Additionally, garment structures in accordance with at least some examples of this invention may include garments that, in addition to covering at least a portion of a human upper torso, cover at least a portion of the pelvis and/or lower torso, such as leotards, athletic suits (*e.g.*, of the types used by athletes in winter sports, such

as unitards worn in speed skating, skiing, bobsledding, lugging, and the like), coveralls, snowsuits, and the like.

**B. Methods of Making Garments in Accordance with Example Aspects of this Invention**

- [22] Additional aspects of this invention relate to methods of forming garments, *e.g.*, of the various types described above. Such methods may include, for example: forming a garment structure including: (a) a first garment region extending along a central back portion of the garment from proximate to a waist area of the garment to proximate to a neck area of the garment, (b) a second garment region extending along a first side of the garment from proximate to the waist area to proximate to a first underarm area of the garment, (c) a third garment region extending along a second side of the garment from proximate to the waist area to proximate to a second underarm area of the garment, and (d) a fourth garment region extending between the first and second garment regions, between the first and third garment regions, and between the second and third garment regions. The fourth garment region in accordance with at least some examples of this invention will be formed to include a first thermal material having a first thermal resistive value, wherein the first, second, and third garment regions include thermal materials (which may be the same as or different from one another) having higher thermal resistive values than the first thermal resistive value. Such garment structures may take on any of the various forms and/or have any of the various characteristics or combinations of characteristics as described above.
- [23] Methods according to at least some examples of this invention may include formation of garments as a single piece (*e.g.*, by knitting or other garment forming processes). Alternatively, if desired, garment structures in accordance with at least some examples of this invention may be made from multiple fabric pieces joined together, *e.g.*, in conventional ways as are known and used in the art (such as by sewing or stitching techniques, by adhesives or other fusing techniques, etc.). If desired, the first, second, and third garment regions may be made from separate and independent pieces of fabric material (optionally the same type of

fabric material) that are joined to one or more separate pieces of fabric material embodying the fourth garment region (*e.g.*, by sewing or other techniques). Alternatively, if desired, two or more of the various regions may be included as part of a single piece of material.

- [24] Specific examples of the invention are described in more detail below. The reader should understand that these specific examples are set forth merely to illustrate examples of the invention, and they should not be construed as limiting the invention.

## II. Specific Examples of the Invention

- [25] The figures in this application illustrate various examples of garment structures in accordance with this invention. When the same reference number appears in more than one drawing, that reference number is used consistently in this specification and the drawings to refer to the same or similar parts or elements throughout.
- [26] Figs. 1A and 1B illustrate the back and front, respectively, of a garment structure 100 in accordance with one example of this invention. As shown, this garment structure 100 has one garment region 102 that makes up a majority of the overall garment structure 100 (*e.g.*, the majority of the garment's interior surface, exterior surface, and/or volume). In this illustrated example, garment region 102 forms most of the garment front (see Fig. 1B), all of the sleeves, and a substantial portion (a majority) of the garment back (see Fig. 1A). Garment region 102 may be made from one or multiple pieces without departing from the invention.
- [27] The garment structure 100 includes other discrete regions as well. At least some of these additional regions will be regions having increased thermal insulative properties or increased thermal resistance as compared to region 102. As shown in Fig. 1A, one of these regions, region 104, extends along the central back portion of the garment structure 100. Another of these regions, region 106 in this example garment structure 100, extends along one side portion of the garment

structure 100 and another region 108 extends along the other side portion of the garment structure 100. Each of regions 104, 106, and 108 in this example structure 100 has an increased thermal insulative property and an increased thermal resistance as compared to region 102. Region 102 lies between and separates at least some portions of regions 104, 106, and 108 from one another. If desired, any or all of regions 104, 106, and/or 108 may be made from multiple pieces of fabric without departing from this invention.

[28] Thermal research on the human body has demonstrated that the body releases a substantial amount of its heat at a person's central back area (along the spine) and at the person's sides. Therefore, providing adequate thermal insulation in these areas of a garment can help keep the garment wearer warm by holding this released heat close to the body. Providing a garment structure with discrete zones of increased thermal insulative or thermal resistant material at one or more of these targeted zones or locations of the body (with less thermally insulative or resistive material at other locations) allows one to produce a relatively lightweight and less bulky cold weather garment that still performs well in keeping the wearer warm. Such lightweight and reduced bulk garments can be particularly useful for athletes and others where free movement and flexibility are important. The lightweight and low bulk garments also are advantageous for relatively compact packing purposes (*e.g.*, reduced product volume from a manufacturer's or wholesaler's perspective (*e.g.*, for product shipping and storage), from a retailer's perspective (*e.g.*, for display or storage), and/or from an end user's perspective (when packing for a trip, storing at home, etc.).

[29] Differences in thermal insulative properties or thermal resistance may be achieved in the various different regions 102, 104, 106, and 108 of a garment structure 100 in a variety of different manners without departing from this invention. For example, if desired, the various regions of the garment structure 100 may be made from separate and distinct pieces of fabric material that have different thermal insulative or thermal resistance properties, and these various pieces of material may be sewn together or otherwise engaged together (*e.g.*, in manners that are

known and conventionally used in the garment production arts) so as to provide the higher thermal insulative or thermal resistive materials at the desired locations (regions 104, 106, and/or 108) in the garment structure 100. As another example, if desired, the regions 104, 106, and/or 108 of the garment structure 100 having higher thermal insulative or thermal resistance properties may be provided by using different (higher insulative) fill materials, by providing a fill material (as compared to an absence of fill material in region 102), and/or by providing more fill material in regions 104, 106, and 108 as compared with region(s) 102. Any desired thermally insulative or thermally resistive fill materials may be used without departing from this invention, such as down materials, insulative textile or fabric fill materials, etc. As yet additional examples, if desired, regions 104, 106, and/or 108 may be coated, laminated, impregnated, doped, and/or otherwise treated as compared to region 102 (and/or region 102 treated as compared to regions 104, 106, and/or 108) to thereby alter their thermal insulative and/or thermal resistive properties.

- [30] Any desired fabric materials may be used for garments structures in accordance with examples of this invention. As some more specific examples, the garments (including all of the noted regions 102-108) may be made from one or more “thermal materials,” *e.g.*, materials that help retain body heat or that are resistive to heat transfer. The thermal materials may be natural or synthetic fabrics (*e.g.*, cottons, polyesters, or other polymeric materials, etc.). As some even more specific examples, the thermal materials for any and/or all regions 102-108 of the overall garment structure 108 may be polyester fleece or other polyester thermal materials, such as the THERMA-FIT<sup>®</sup> and SPHERE<sup>®</sup> Thermal fabric materials commercially available in various garment products from NIKE, Inc. of Beaverton, Oregon.
- [31] Any desired degree of difference in thermal insulative or thermal resistive properties may be provided in the various regions without departing from this invention (*e.g.*, in region(s) 102 as compared to regions 104, 106, and/or 108). For example, if desired, in accordance with at least some examples of this

invention, region 102 may have at least 5% lower thermal insulative or thermal resistive properties as compared to regions 104, 106, and/or 108. In still other examples, this difference may be at least 10% lower, at least 15% lower, at least 20% lower, at least 25% lower, or even at least 50% lower without departing from the invention.

- [32] The thermal insulative and thermal resistive characteristics designed into or provided as part of a garment structure 100 may depend, at least in part, on its intended use, the expected environmental conditions (*e.g.*, temperature range, wind speed, humidity, etc.), etc. For garments targeted for use as an outerwear product (*e.g.*, coats, jackets, vests, sweaters, etc.), the minimum thermal resistive value for the high thermally resistive regions 104, 106, and/or 108 may be at least  $0.15 \text{ m}^2 \times \text{K/W}$ , and in some examples, at least  $0.18 \text{ m}^2 \times \text{K/W}$ , at least  $0.21 \text{ m}^2 \times \text{K/W}$ , or even at least  $0.25 \text{ m}^2 \times \text{K/W}$ . The thermal resistive value for the lower thermally resistive region(s) 102 in such structures may be at least  $0.13 \text{ m}^2 \times \text{K/W}$ , at least  $0.16 \text{ m}^2 \times \text{K/W}$ , at least  $0.19 \text{ m}^2 \times \text{K/W}$ , or even at least  $0.23 \text{ m}^2 \times \text{K/W}$ , *e.g.*, depending at least in part on the thermal resistive value of the higher thermally resistive regions 104, 106, and/or 108. For garments targeted for use as a mid-layer product (*e.g.*, beneath a coat, jacket, or vest; as an undergarment, sweater, turtleneck, mock turtleneck, etc.; etc.) or as a thin performance garment (*e.g.*, relatively tight, form-fitting garments and other garments as worn by athletes competing in cold weather events and competitions), the minimum thermal resistive value for the high thermally resistive regions 104, 106, and/or 108 may be at least  $0.04 \text{ m}^2 \times \text{K/W}$ , and in some examples, at least  $0.06 \text{ m}^2 \times \text{K/W}$ , at least  $0.08 \text{ m}^2 \times \text{K/W}$ , or even at least  $0.12 \text{ m}^2 \times \text{K/W}$  (the thermal resistive value for the lower thermally resistive region(s) 102 in such structures may be at least  $0.03 \text{ m}^2 \times \text{K/W}$ , at least  $0.05 \text{ m}^2 \times \text{K/W}$ , at least  $0.07 \text{ m}^2 \times \text{K/W}$ , or even at least  $0.1 \text{ m}^2 \times \text{K/W}$ , *e.g.*, depending at least in part on the thermal resistive value of the higher thermally resistive regions 104, 106, and/or 108).

- [33] As another example, the differences in thermal insulative or thermal resistive characteristics for the various regions 102-108 may be accomplished through the use of materials in the garment structure 100 having different filling weights. In at least some examples of this invention, the lower thermally insulative or thermally resistive region(s) 102 may have a filling weight of at least 60 grams, and in some examples at least 80 grams, at least 100 grams, at least 120 grams, or even at least 150 grams. In such structures, the higher thermally insulative or thermally resistive regions 104, 106, and/or 108 may have filling weights of at least 80 grams, and in some examples, at least 100 grams, at least 120 grams, at least 150 grams, or even at least 180 grams.
- [34] The various regions 102, 104, 106, and/or 108 in the garment structure 100 also may take on a wide variety of different sizes and/or shapes without departing from this invention. In the illustrated example, region 104 extends continuously from proximate to the neck area of the garment structure 100 to proximate to the waist area. This region 104 is defined by two substantially parallel sides 104a and 104b that extend along the spinal area of the garment structure 100. The width of the region 104 may be selected, at least in part, based on the overall garment size. For example, for children's sizes, at least a majority of the region 104 may be at least 2 inches wide (dimension "W<sub>1</sub>"); for women's sizes, at least a majority of the region 104 may be at least 3 inches wide; and for men's sizes, at least a majority of the region 104 may be at least 4 inches wide.
- [35] The side regions 106 and 108 in this example structure 100 wrap around the garment 100 in a direction from the front to back and extend continuously between proximate to the underarm area of the garment structure 100 to proximate to the waist area. As illustrated, these regions 106 and 108 are separated from region 104 and from each other by the lower thermally resistive region 102. In at least some example garment structures 100 according to this invention, the minimum width (dimension "W<sub>2</sub>") of the region 102 between region 104 and regions 106 and 108 will be at least 50% of the width W<sub>1</sub>, and in

some examples, at least 75% of the width  $W_1$ , or even at least 100% of the width  $W_1$ .

- [36] The side regions 106 and 108 in this example structure 100 are defined by two side edges (106a and 106b and 108a and 108b, respectively) that are separated from one another at the waist area but converge together and meet beneath the arm. The width of the side regions 106 and 108 at the waist area (between edges 106a and 106b and edges 108a and 108b) may be selected, at least in part, depending on the overall garment size. For example, for children's sizes, the width of the side regions 106 and 108 at the waist area (and optionally along at least a majority of their length) may be at least 2 inches wide; for women's sizes, the width of the side regions 106 and 108 at the waist area (and optionally along at least a majority of their length) may be at least 3 inches wide; and for men's sizes, the width of the side regions 106 and 108 at the waist area (and optionally along at least a majority of their length) may be at least 4 inches wide.
- [37] Fig. 1B further illustrates that garment structures 100 in accordance with examples of this invention further may include a closure system 110. Any type of closure system may be included, at any desired location(s) in the garment structure 100 (*e.g.*, as part of any one or more of the regions 102-108), without departing from this invention. In this illustrated example garment structure 100, the closure system 110 is a conventional zipper type closure system. Other potential closure systems that may be included in garment structures without departing from this invention include, for example: buttons, snaps, hook-type fasteners, hook-and-loop type fasteners, draw string and/or tie type fasteners, straps, buckles, etc.
- [38] As mentioned above, the various regions of a garment structure may have a variety of shapes, sizes, and/or arrangements without departing from this invention. Figs. 2A and 2B illustrate another example garment structure 200 in accordance with this invention. Like the structure 100 shown in Figs. 1A and 1B, this example garment structure 200 includes four regions, namely relatively low



thermally insulative and/or resistive region 202 and relatively high thermally insulative or resistive regions 204, 206, and 208 extending along the central spine and side areas of the garment structure 200. These various regions may have any of the various types of constructions, arrangements, materials, and the like as described above in conjunction with Figs. 1A and 1B. A similar zipper type closure system 210 also is provided in the structure 200 of Figs. 2A and 2B, although other types of closure systems may be used without departing from this invention.

[39] The structure 200 of Figs. 2A and 2B differs from that illustrated in Figs. 1A and 1B in the central back covering high thermally insulative/thermally resistive region 204 (as compared to region 104). As shown, region 204 covers the majority of the back portion of the garment structure 200, and in fact, in this illustrated example structure 200, region 204 covers more than 70% (and even more than 80%) of the rear surface area and/or rear volume of the garment structure 200. If desired, as illustrated in Fig. 2A, region 204 can meet or extend close to the side regions 206 and/or 208, particularly at the underarm area of the garment structure 200, in this particular example. Thus, the high thermally resistive regions (204, 206, and 208) need not be maintained totally separate from one another, *e.g.*, they may lie adjacent or may be continuous with respect to one another over at least some portion of the garment structure 200 (such as at the underarm region, along the waist area, etc.). This overall garment structure 200 can help better hold in heat as compared to the structure 100 illustrated in Figs. 1A and 1B (*e.g.*, for use in colder weather conditions). The side regions 206 and/or 208 in this illustrated example structure 200 have the same general size, shape, materials, arrangement, and/or separations at the waist area from region 204 and from each other as those features described above in conjunction with Figs. 1A and 1B.

[40] Another example garment structure 300 according to aspects of this invention is illustrated in Figs. 3A and 3B. As shown, this example garment structure 300 is similar to that shown in Figs. 2A and 2B, but the fully opening and closing

garment closure system 210 of Figs. 2A and 2B is eliminated in favor of a garment closure system in the form of an opening size adjusting mechanism 212. While a zipper type size adjusting mechanism 212 is illustrated in Fig. 3B, other types of closure/size adjusting systems may be used without departing from this invention, including, for example: buttons, snaps, hook-type fasteners, hook-and-loop type fasteners, draw string and/or tie type fasteners, elastic materials, straps, buckles, etc. Additionally or alternatively, opening size adjusting mechanisms of the same or different types may be provided at other locations and/or at other openings in the garment structure 300 (as well as in the other garment structures 100 and 200 illustrated above in conjunction with Figs. 1A through 2B), such as at the waist opening and/or at the arm/wrist openings. The various regions 202, 204, 206, and/or 208 of this example garment structure 300 may have any of the various types of constructions, arrangements, materials, and the like as described above in conjunction with Figs. 1A through 2B.

- [41] A wide variety of other variations in the sizes, structures, and/or arrangements of the various regions of a garment structure are possible without departing from this invention. For example, in the various garment structures 100, 200, and 300 described above, the high thermally insulative or thermally resistive regions were continuous. This is not a requirement. The example garment structure 400 shown in Figs. 4A and 4B is similar to that shown in Figs. 1A and 1B, but in this example garment structure 400, the central back region 404 is formed as a plurality of separate sub-regions 404a-404e that extend along the center back. The locations for the breaks in the central back region 404 may be selected in any desired manner without departing from this invention. For example, if desired, the breaks may be located at specific areas to provide additional overall flexibility (or to better decrease any binding feel) of the garment structure 400. As another example, if desired, the breaks may be located to produce an interesting aesthetic design, pattern, or logo. The breaks may extend in any desired direction, and any desired number of breaks may be included in the structure 400 without departing

from this invention. Also, while not illustrated, breaks may be provided in the side regions 106 and/or 108 without departing from the invention.

- [42] The break areas also need not completely separate the sub-regions 404a through 404e from one another. Rather, if desired, one or more bridging areas may be provided to interconnect one or more of the sub-regions 404a through 404e. The bridging areas, when present, also may be made from the relatively high thermally insulative or thermally resistive materials.
- [43] Garments in accordance with examples of this invention may be produced in any desired manner without departing from this invention, including, at least in part, through the use of conventional production steps and/or conventional production equipment as are known and used in the garment formation art. For example, if desired, one or more separate pieces of material may be provided for each of the various regions (*e.g.*, regions 102-108), and the various pieces of material may be engaged with one another so as to locate the various regions in their desired positions as described above. Sewing, stitching, adherents, fusing techniques, or the like may be used to engage the various pieces of material together. Additionally, the closure system(s) and/or size adjusting system(s) (*e.g.*, buttons, snaps, straps, buckles, hook-type fasteners, hook-and-loop type fasteners, draw string and/or tie type fasteners, elastic materials, etc.), if any, may be included in the garment structures in any desired manners without departing from this invention, including in manners that are conventionally known and used in the art. As additional examples, commercial garment knitting and/or weaving machines may be programmed to produce the desired garment structure including the desired regions of different thermal insulative or resistive properties (*e.g.*, by selecting different yarns, stitching patterns, weaving patterns, texturing, or the like at the various locations of the desired regions).
- [44] Of course, a wide variety of variations in the fabrics, garments, and/or their production processes are possible without departing from this invention. For example, if desired, one or more of the various high thermally resistive regions

may be omitted from a specific garment structure in accordance with at least some examples of this invention. Moreover, the various different steps in the production processes may be changed, changed in order, additional steps may be added, and/or the described steps may be eliminated and/or replaced with other steps or procedures without departing from this invention.

### **III. Conclusion**

- [45] Aspects of this invention may be used in conjunction with systems and methods like those described in commonly owned and co-pending U.S. Patent Appln. No. 11/059,357, filed February 17, 2005 in the name of Edward L. Harber and entitled “Articles of Apparel Utilizing Targeted Venting or Heat Retention Zones that may be Defined Based on Thermal Profiles” and U.S. Patent Appln. No. 11/424,991, filed June 19, 2006 in the name of Edward L. Harber and entitled “Fabrics and Articles of Apparel Including Dimensionalized Mesh and Other Fabrics.” These co-pending U.S. Patent Applications are entirely incorporated herein by reference.
- [46] Various examples of the present invention have been described above, and it will be understood by those of ordinary skill that the present invention includes within its scope all combinations and subcombinations of these examples. Additionally, those skilled in the art will recognize that the above examples simply exemplify the invention. Various changes and modifications may be made without departing from the spirit and scope of the invention, as defined in the appended claims.

**CLAIMS:**

1. A garment for covering at least a portion of an upper human torso, comprising:

a first garment region extending along a central back portion of the garment from proximate to a waist area of the garment to proximate to a neck area of the garment;

a second garment region extending along a first side of the garment from proximate to the waist area to proximate to a first underarm area of the garment;

a third garment region extending along a second side of the garment from proximate to the waist area to proximate to a second underarm area of the garment; and

a fourth garment region extending between the first and second garment regions, between the first and third garment regions, and between the second and third garment regions,

wherein the fourth garment region includes a first thermal material having a first thermal resistive value, wherein the first, second, and third garment regions include thermal materials that may be the same as or different from one another, and wherein the thermal materials of each of the first, second, and third garment regions has a thermal resistive value higher than the first thermal resistive value.

2. A garment according to claim 1, wherein the fourth garment region extends between the first and second garment regions, the first and third garment regions, and the second and third garment regions at the waist area of the garment to thereby completely separate the first, second, and third garment regions from one another along the waist area.

3. A garment according to claim 1, wherein the first thermal resistive value is at least 5% lower than the thermal resistive values of the thermal materials of the first, second, and third garment regions.

4. A garment according to claim 1, wherein the first thermal resistive value is at least 10% lower than the thermal resistive values of the thermal materials of the first, second, and third garment regions.

5. A garment according to claim 1, wherein the fourth garment region makes up at least 50% of an overall exterior surface of the garment.
6. A garment according to claim 1, wherein the fourth garment region makes up at least 70% of an overall exterior surface of the garment.
7. A garment according to claim 1, wherein a majority of the first garment region is at least 3 inches wide across the central back portion in a direction from the first side to the second side.
8. A garment according to claim 7, wherein the second garment region is at least 3 inches wide along the waist area at the first side of the garment and the third garment region is at least 3 inches wide along the waist area at the second side of the garment.
9. A garment according to claim 1, wherein a majority of the first garment region is at least 4 inches wide across the central back portion in a direction from the first side to the second side.
10. A garment according to claim 9, wherein the second garment region is at least 4 inches wide along the waist area at the first side of the garment and the third garment region is at least 4 inches wide along the waist area at the second side of the garment.
11. A garment according to claim 1, wherein the first garment region includes a majority of a back portion of the garment.
12. A garment according to claim 1, wherein the first garment region includes at least 75% of a back portion of the garment.
13. A garment according to claim 1, wherein the first garment region includes a scapular area of the garment.
14. A garment according to claim 1, further comprising:  
a garment closure system engaged with at least one garment region.
15. A garment according to claim 1, further comprising:

a garment opening size adjusting system engaged with at least one garment region.

16. A garment according to claim 1, wherein the fourth garment region extends between the first and second garment regions, the first and third garment regions, and the second and third garment regions at the waist area of the garment to thereby completely separate the first, second, and third garment regions from one another along the waist area; wherein a majority of the first garment region is at least 3 inches wide across the central back portion in a direction from the first side to the second side; wherein the second garment region is at least 3 inches wide along the waist area at the first side of the garment; wherein the third garment region is at least 3 inches wide along the waist area at the second side of the garment; and wherein the first thermal resistive value is at least 5% lower than the thermal resistive values of the thermal materials of the first, second, and third garment regions.

17. A garment according to claim 16, wherein the first garment region includes a majority of a back portion of the garment.

18. A garment according to claim 16, wherein the first garment region includes at least 75% of a back portion of the garment.

19. A garment according to claim 16, wherein the first garment region includes a scapular area of the garment.

20. A garment according to claim 16, further comprising:  
a garment closure system engaged with at least one garment region.

21. A garment according to claim 16, further comprising:  
a garment opening size adjusting system engaged with at least one garment region.

22. A garment according to claim 16, wherein the first thermal resistive value is at least 10% lower than the thermal resistive values of the thermal materials of the first, second, and third garment regions.

23. A garment according to claim 16, wherein the fourth garment region makes up at least 50% of an overall exterior surface of the garment.

24. A garment according to claim 16, wherein the fourth garment region makes up at least 70% of an overall exterior surface of the garment.

25. A garment according to claim 1, wherein the fourth garment region extends between the first and second garment regions, the first and third garment regions, and the second and third garment regions at the waist area of the garment to thereby completely separate the first, second, and third garment regions from one another along the waist area; wherein a majority of the first garment region is at least 4 inches wide across the central back portion in a direction from the first side to the second side; wherein the second garment region is at least 4 inches wide along the waist area at the first side of the garment; wherein the third garment region is at least 4 inches wide along the waist area at the second side of the garment; and wherein the first thermal resistive value is at least 5% lower than the thermal resistive values of the thermal materials of the first, second, and third garment regions.

26. A garment according to claim 25, wherein the first garment region includes a majority of a back portion of the garment.

27. A garment according to claim 25, wherein the first garment region includes at least 75% of a back portion of the garment.

28. A garment according to claim 25, wherein the first garment region includes a scapular area of the garment.

29. A garment according to claim 25, further comprising:

a garment closure system engaged with at least one garment region.

30. A garment according to claim 25, further comprising:

a garment opening size adjusting system engaged with at least one garment region.



31. A garment according to claim 25, wherein the first thermal resistive value is at least 10% lower than the thermal resistive values of the thermal materials of the first, second, and third garment regions.

32. A garment according to claim 25, wherein the fourth garment region makes up at least 50% of an overall exterior surface of the garment.

33. A garment according to claim 25, wherein the fourth garment region makes up at least 70% of an overall exterior surface of the garment.

34. A garment according to claim 1, wherein the fourth garment region has a thermal resistive value of at least  $0.15 \text{ m}^2 \times \text{K/W}$ .

35. A garment according to claim 34, wherein each of the first, second, and third garment regions each has a thermal resistive value of at least  $0.18 \text{ m}^2 \times \text{K/W}$ .

36. A garment according to claim 1, wherein the fourth garment region has a thermal resistive value of at least  $0.19 \text{ m}^2 \times \text{K/W}$ .

37. A garment according to claim 36, wherein each of the first, second, and third garment regions each has a thermal resistive value of at least  $0.21 \text{ m}^2 \times \text{K/W}$ .

38. A garment according to claim 1, wherein the fourth garment region has a thermal resistive value of at least  $0.03 \text{ m}^2 \times \text{K/W}$ .

39. A garment according to claim 38, wherein each of the first, second, and third garment regions each has a thermal resistive value of at least  $0.04 \text{ m}^2 \times \text{K/W}$ .

40. A garment according to claim 1, wherein the fourth garment region has a thermal resistive value of at least  $0.05 \text{ m}^2 \times \text{K/W}$ .

41. A garment according to claim 40, wherein each of the first, second, and third garment regions each has a thermal resistive value of at least  $0.06 \text{ m}^2 \times \text{K/W}$ .

42. A garment according to claim 1, wherein the first thermal resistive value is at least 5% lower than the thermal resistive values of the thermal materials of the first, second, and third garment regions, and wherein each of the first, second, and third garment regions each has a thermal resistive value of at least  $0.04 \text{ m}^2 \times \text{K/W}$ .

43. A garment according to claim 1, wherein the first thermal resistive value is at least 5% lower than the thermal resistive values of the thermal materials of the first, second, and third garment regions, and wherein each of the first, second, and third garment regions each has a thermal resistive value of at least  $0.06 \text{ m}^2 \times \text{K/W}$ .

44. A garment according to claim 1, wherein the first thermal resistive value is at least 5% lower than the thermal resistive values of the thermal materials of the first, second, and third garment regions, and wherein each of the first, second, and third garment regions each has a thermal resistive value of at least  $0.08 \text{ m}^2 \times \text{K/W}$ .

45. A garment according to claim 1, wherein the first thermal resistive value is at least 5% lower than the thermal resistive values of the thermal materials of the first, second, and third garment regions, and wherein each of the first, second, and third garment regions each has a thermal resistive value of at least  $0.15 \text{ m}^2 \times \text{K/W}$ .

46. A garment according to claim 1, wherein the first thermal resistive value is at least 5% lower than the thermal resistive values of the thermal materials of the first, second, and third garment regions, and wherein each of the first, second, and third garment regions each has a thermal resistive value of at least  $0.21 \text{ m}^2 \times \text{K/W}$ .

47. A garment according to claim 1, wherein the first thermal resistive value is at least 5% lower than the thermal resistive values of the thermal materials of the first, second, and third garment regions, and wherein each of the

first, second, and third garment regions each has a thermal resistive value of at least  $0.25 \text{ m}^2 \times \text{K/W}$ .

48. A garment according to claim 1, wherein the first thermal resistive value is at least 10% lower than the thermal resistive values of the thermal materials of the first, second, and third garment regions, and wherein each of the first, second, and third garment regions each has a thermal resistive value of at least  $0.04 \text{ m}^2 \times \text{K/W}$ .

49. A garment according to claim 1, wherein the first thermal resistive value is at least 10% lower than the thermal resistive values of the thermal materials of the first, second, and third garment regions, and wherein each of the first, second, and third garment regions each has a thermal resistive value of at least  $0.06 \text{ m}^2 \times \text{K/W}$ .

50. A garment according to claim 1, wherein the first thermal resistive value is at least 10% lower than the thermal resistive values of the thermal materials of the first, second, and third garment regions, and wherein each of the first, second, and third garment regions each has a thermal resistive value of at least  $0.08 \text{ m}^2 \times \text{K/W}$ .

51. A garment according to claim 1, wherein the first thermal resistive value is at least 10% lower than the thermal resistive values of the thermal materials of the first, second, and third garment regions, and wherein each of the first, second, and third garment regions each has a thermal resistive value of at least  $0.15 \text{ m}^2 \times \text{K/W}$ .

52. A garment according to claim 1, wherein the first thermal resistive value is at least 10% lower than the thermal resistive values of the thermal materials of the first, second, and third garment regions, and wherein each of the first, second, and third garment regions each has a thermal resistive value of at least  $0.21 \text{ m}^2 \times \text{K/W}$ .

53. A garment according to claim 1, wherein the first thermal resistive value is at least 10% lower than the thermal resistive values of the thermal

materials of the first, second, and third garment regions, and wherein each of the first, second, and third garment regions each has a thermal resistive value of at least  $0.25 \text{ m}^2 \times \text{K/W}$ .

54. A method of forming a garment for covering at least a portion of an upper human torso, comprising:

forming a garment structure including: (a) a first garment region extending along a central back portion of the garment from proximate to a waist area of the garment to proximate to a neck area of the garment, (b) a second garment region extending along a first side of the garment from proximate to the waist area to proximate to a first underarm area of the garment, (c) a third garment region extending along a second side of the garment from proximate to the waist area to proximate to a second underarm area of the garment, and (d) a fourth garment region extending between the first and second garment regions, between the first and third garment regions, and between the second and third garment regions, wherein the fourth garment region includes a first thermal material having a first thermal resistive value, wherein the first, second, and third garment regions include thermal materials that may be the same as or different from one another, and wherein the thermal materials of each of the first, second, and third garment regions has a thermal resistive value higher than the first thermal resistive value.

55. A method according to claim 54, wherein the garment structure is formed such that the fourth garment region extends between the first and second garment regions, between the first and third garment regions, and between the second and third garment regions at the waist area of the garment to thereby completely separate the first, second, and third garment regions from one another along the waist area.

56. A method according to claim 54, wherein the first thermal resistive value is at least 5% lower than the thermal resistive values of the thermal materials of the first, second, and third garment regions.

57. A method according to claim 54, wherein the first thermal resistive value is at least 10% lower than the thermal resistive values of the thermal materials of the first, second, and third garment regions.

58. A method according to claim 54, wherein the garment structure is formed such that the fourth garment region makes up at least 50% of an overall exterior surface of the garment.

59. A method according to claim 54, wherein the garment structure is formed such that the fourth garment region makes up at least 70% of an overall exterior surface of the garment.

60. A method according to claim 54, wherein the garment structure is formed such that a majority of the first garment region is at least 3 inches wide across the central back portion in a direction from the first side to the second side.

61. A method according to claim 60, wherein the garment structure is formed such that the second garment region is at least 3 inches wide along the waist area at the first side of the garment and the third garment region is at least 3 inches wide along the waist area at the second side of the garment.

62. A method according to claim 54, wherein the garment structure is formed such that a majority of the first garment region is at least 4 inches wide across the central back portion in a direction from the first side to the second side.

63. A method according to claim 62, wherein the garment structure is formed such that the second garment region is at least 4 inches wide along the waist area at the first side of the garment and the third garment region is at least 4 inches wide along the waist area at the second side of the garment.

64. A method according to claim 54, wherein the garment structure is formed such that the first garment region includes a majority of a back portion of the garment.

65. A method according to claim 54, wherein the garment structure is formed such that the first garment region includes at least 75% of a back portion of the garment.

66. A method according to claim 54, wherein the garment structure is formed such that the first garment region includes a scapular area of the garment.

67. A method according to claim 54, further comprising:  
engaging a garment closure system with at least one garment region.

68. A method according to claim 54, further comprising:  
engaging a garment opening size adjusting system with at least one garment region.

69. A method according to claim 54, wherein the garment structure is formed such that:

(a) the fourth garment region extends between the first and second garment regions, the first and third garment regions, and the second and third garment regions at the waist area of the garment to thereby completely separate the first, second, and third garment regions from one another along the waist area,

(b) a majority of the first garment region is at least 3 inches wide across the central back portion in a direction from the first side to the second side,

(c) the second garment region is at least 3 inches wide along the waist area at the first side of the garment, and

(d) the third garment region is at least 3 inches wide along the waist area at the second side of the garment, and

wherein the first thermal resistive value is at least 5% lower than the thermal resistive values of the thermal materials of the first, second, and third garment regions.

70. A method according to claim 69, wherein the garment structure is formed such that the first garment region includes a majority of a back portion of the garment.

71. A method according to claim 69, wherein the garment structure is formed such that the first garment region includes at least 75% of a back portion of the garment.

72. A method according to claim 69, wherein the garment structure is formed such that the first garment region includes a scapular area of the garment.

73. A method according to claim 69, wherein the first thermal resistive value is at least 10% lower than the thermal resistive values of the thermal materials of the first, second, and third garment regions.

74. A method according to claim 69, wherein the garment structure is formed such that the fourth garment region makes up at least 50% of an overall exterior surface of the garment.

75. A method according to claim 69, wherein the garment structure is formed such that the fourth garment region makes up at least 70% of an overall exterior surface of the garment.

76. A method according to claim 54, wherein the garment structure is formed such that:

(a) the fourth garment region extends between the first and second garment regions, between the first and third garment regions, and between the second and third garment regions at the waist area of the garment to thereby completely separate the first, second, and third garment regions from one another along the waist area,

(b) a majority of the first garment region is at least 4 inches wide across the central back portion in a direction from the first side to the second side,

(c) the second garment region is at least 4 inches wide along the waist area at the first side of the garment, and

(d) the third garment region is at least 4 inches wide along the waist area at the second side of the garment, and

wherein the first thermal resistive value is at least 5% lower than the thermal resistive values of the thermal materials of the first, second, and third garment regions.

77. A method according to claim 76, wherein the garment structure is formed such that the first garment region includes a majority of a back portion of the garment.

78. A method according to claim 76, wherein the garment structure is formed such that the first garment region includes at least 75% of a back portion of the garment.

79. A method according to claim 76, wherein the garment structure is formed such that the first garment region includes a scapular area of the garment.

80. A method according to claim 76, wherein the first thermal resistive value is at least 10% lower than the thermal resistive values of the thermal materials of the first, second, and third garment regions.

81. A method according to claim 76, wherein the garment structure is formed such that the fourth garment region makes up at least 50% of an overall exterior surface of the garment.

82. A method according to claim 76, wherein the garment structure is formed such that the fourth garment region makes up at least 70% of an overall exterior surface of the garment.

83. A method according to claim 54, wherein the fourth garment region has a thermal resistive value of at least  $0.15 \text{ m}^2 \times \text{K/W}$ .

84. A method according to claim 83, wherein each of the first, second, and third garment regions each has a thermal resistive value of at least  $0.18 \text{ m}^2 \times \text{K/W}$ .

85. A method according to claim 54, wherein the fourth garment region has a thermal resistive value of at least  $0.19 \text{ m}^2 \times \text{K/W}$ .

86. A method according to claim 85, wherein each of the first, second, and third garment regions each has a thermal resistive value of at least  $0.21 \text{ m}^2 \times \text{K/W}$ .



87. A method according to claim 54, wherein the fourth garment region has a thermal resistive value of at least  $0.03 \text{ m}^2 \times \text{K/W}$ .

88. A method according to claim 87, wherein each of the first, second, and third garment regions each has a thermal resistive value of at least  $0.04 \text{ m}^2 \times \text{K/W}$ .

89. A method according to claim 54, wherein the fourth garment region has a thermal resistive value of at least  $0.05 \text{ m}^2 \times \text{K/W}$ .

90. A method according to claim 89, wherein each of the first, second, and third garment regions each has a thermal resistive value of at least  $0.06 \text{ m}^2 \times \text{K/W}$ .

91. A method according to claim 54, wherein the first thermal resistive value is at least 5% lower than the thermal resistive values of the thermal materials of the first, second, and third garment regions, and wherein each of the first, second, and third garment regions each has a thermal resistive value of at least  $0.04 \text{ m}^2 \times \text{K/W}$ .

92. A method according to claim 54, wherein the first thermal resistive value is at least 5% lower than the thermal resistive values of the thermal materials of the first, second, and third garment regions, and wherein each of the first, second, and third garment regions each has a thermal resistive value of at least  $0.06 \text{ m}^2 \times \text{K/W}$ .

93. A method according to claim 54, wherein the first thermal resistive value is at least 5% lower than the thermal resistive values of the thermal materials of the first, second, and third garment regions, and wherein each of the first, second, and third garment regions each has a thermal resistive value of at least  $0.08 \text{ m}^2 \times \text{K/W}$ .

94. A method according to claim 54, wherein the first thermal resistive value is at least 5% lower than the thermal resistive values of the thermal materials of the first, second, and third garment regions, and wherein each of the

first, second, and third garment regions each has a thermal resistive value of at least  $0.15 \text{ m}^2 \times \text{K/W}$ .

95. A method according to claim 54, wherein the first thermal resistive value is at least 5% lower than the thermal resistive values of the thermal materials of the first, second, and third garment regions, and wherein each of the first, second, and third garment regions each has a thermal resistive value of at least  $0.21 \text{ m}^2 \times \text{K/W}$ .

96. A method according to claim 54, wherein the first thermal resistive value is at least 5% lower than the thermal resistive values of the thermal materials of the first, second, and third garment regions, and wherein each of the first, second, and third garment regions each has a thermal resistive value of at least  $0.25 \text{ m}^2 \times \text{K/W}$ .

97. A method according to claim 54, wherein the first thermal resistive value is at least 10% lower than the thermal resistive values of the thermal materials of the first, second, and third garment regions, and wherein each of the first, second, and third garment regions each has a thermal resistive value of at least  $0.04 \text{ m}^2 \times \text{K/W}$ .

98. A method according to claim 54, wherein the first thermal resistive value is at least 10% lower than the thermal resistive values of the thermal materials of the first, second, and third garment regions, and wherein each of the first, second, and third garment regions each has a thermal resistive value of at least  $0.06 \text{ m}^2 \times \text{K/W}$ .

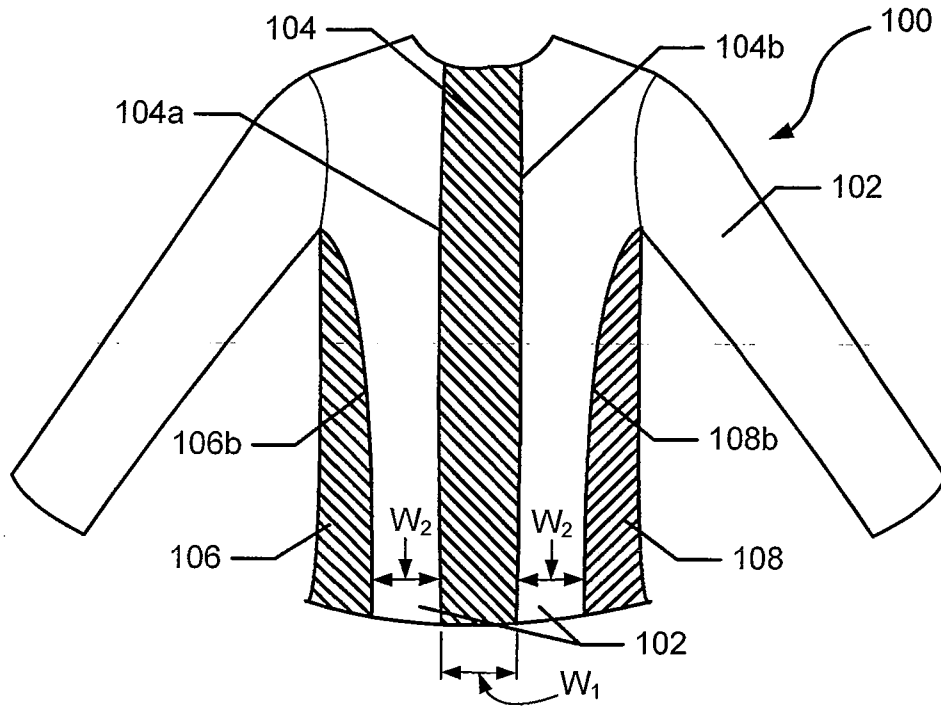
99. A method according to claim 54, wherein the first thermal resistive value is at least 10% lower than the thermal resistive values of the thermal materials of the first, second, and third garment regions, and wherein each of the first, second, and third garment regions each has a thermal resistive value of at least  $0.08 \text{ m}^2 \times \text{K/W}$ .

100. A method according to claim 54, wherein the first thermal resistive value is at least 10% lower than the thermal resistive values of the thermal

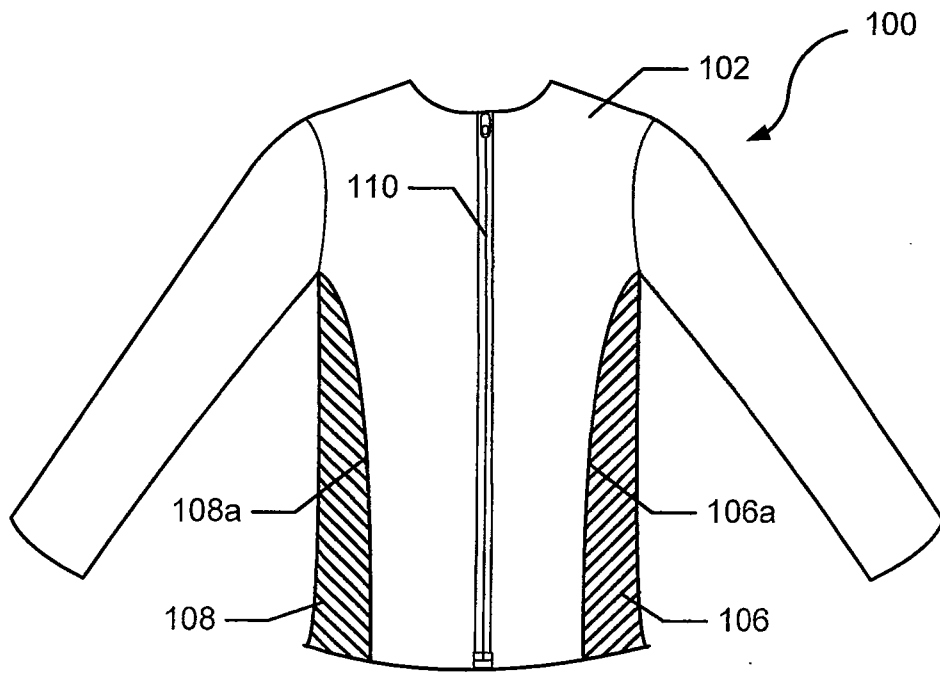
materials of the first, second, and third garment regions, and wherein each of the first, second, and third garment regions each has a thermal resistive value of at least  $0.15 \text{ m}^2 \times \text{K/W}$ .

101. A method according to claim 54, wherein the first thermal resistive value is at least 10% lower than the thermal resistive values of the thermal materials of the first, second, and third garment regions, and wherein each of the first, second, and third garment regions each has a thermal resistive value of at least  $0.21 \text{ m}^2 \times \text{K/W}$ .

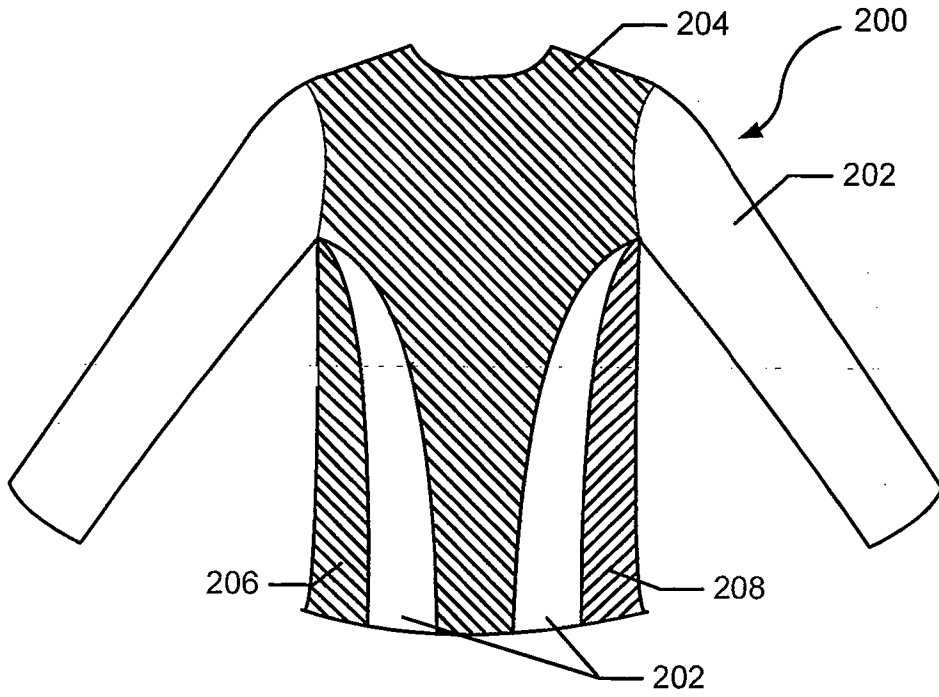
102. A method according to claim 54, wherein the first thermal resistive value is at least 10% lower than the thermal resistive values of the thermal materials of the first, second, and third garment regions, and wherein each of the first, second, and third garment regions each has a thermal resistive value of at least  $0.25 \text{ m}^2 \times \text{K/W}$ .



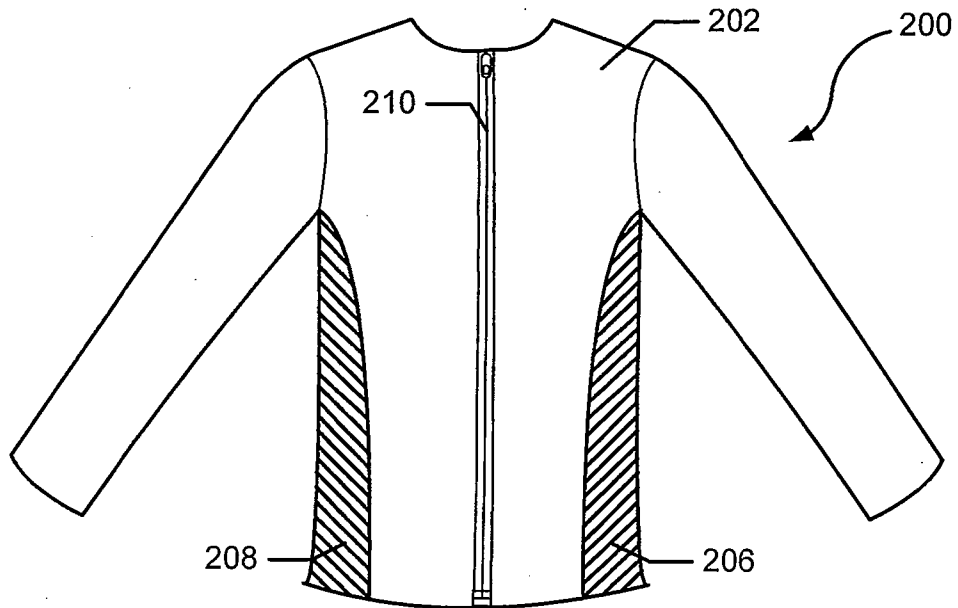
**FIG. 1A**



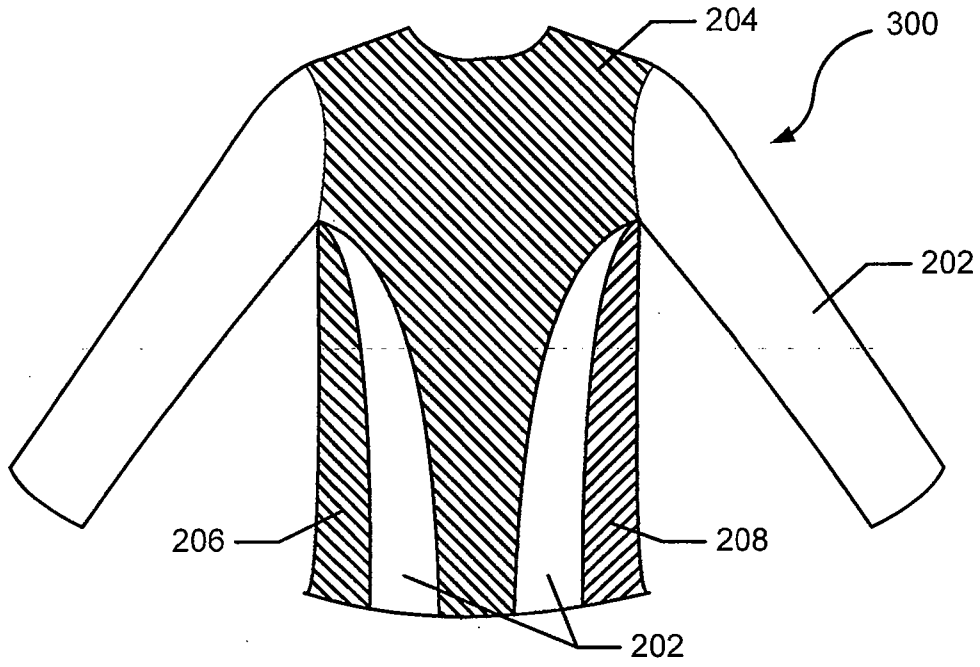
**FIG. 1B**



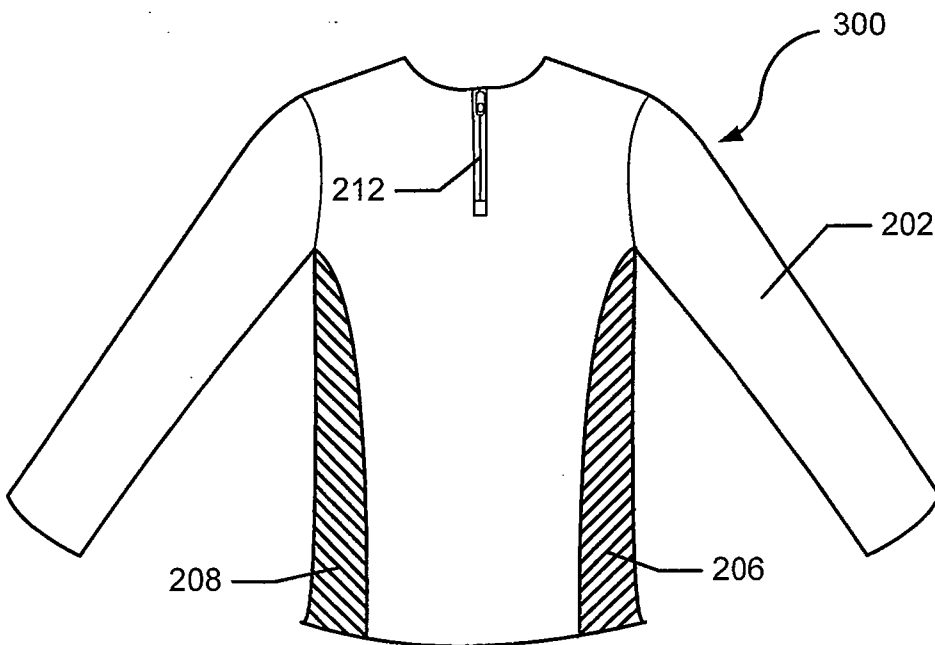
**FIG. 2A**



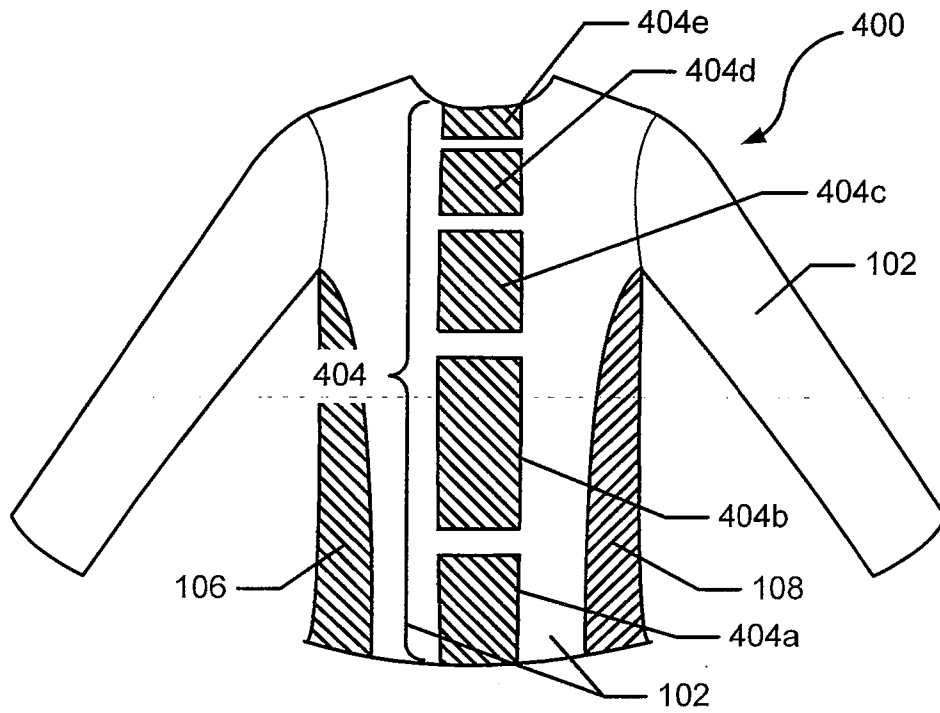
**FIG. 2B**



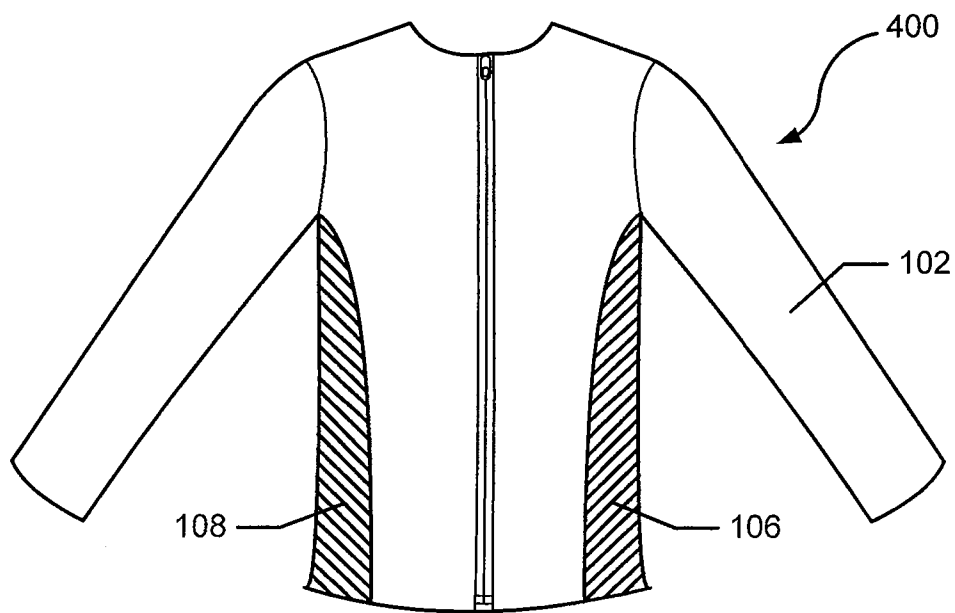
**FIG. 3A**



**FIG. 3B**



**FIG. 4A**



**FIG. 4B**

# INTERNATIONAL SEARCH REPORT

International application No  
PCT/US2008/063029

**A. CLASSIFICATION OF SUBJECT MATTER**  
 INV. A41D1/04      A41D3/00      A41D13/00

According to International Patent Classification (IPC) or to both national classification and IPC

**B. FIELDS SEARCHED**

Minimum documentation searched (classification system followed by classification symbols)  
 A41D A41B

Documentation searched other than minimum documentation to the extent that such documents are included in the fields searched

Electronic data base consulted during the international search (name of data base and, where practical, search terms used)  
 EPO-Internal, WPI Data

**C. DOCUMENTS CONSIDERED TO BE RELEVANT**

Category*	Citation of document, with indication, where appropriate, of the relevant passages	Relevant to claim No.
X	US 2005/204449 A1 (BARON MICHAEL R [US] ET AL) 22 September 2005 (2005-09-22) abstract; figure 46B paragraphs [0203] - [0210]	1-102
P, X	WO 2007/149268 A (NIKE INC [US]; NIKE INTERNATIONAL LTD [GB]; HARBER EDWARD LOUIS [US]) 27 December 2007 (2007-12-27) abstract; figures 4-6 paragraphs [0008], [0019], [0022], [0035], [0041], [0059]	1, 2, 5, 6, 54, 55, 58, 59
X	WO 02/089616 A (WACOAL CORP [JP]; FUJII TAKAKO [JP]; SAKA RISA [JP]; TACHIIRI NAMIKO []) 14 November 2002 (2002-11-14) abstract; figures 9B, 9C	1-102
	-/--	

Further documents are listed in the continuation of Box C.       See patent family annex.

\* Special categories of cited documents:

<p>*A* document defining the general state of the art which is not considered to be of particular relevance</p> <p>*E* earlier document but published on or after the international filing date</p> <p>*L* document which may throw doubts on priority claim(s) or which is cited to establish the publication date of another citation or other special reason (as specified)</p> <p>*O* document referring to an oral disclosure, use, exhibition or other means</p> <p>*P* document published prior to the international filing date but later than the priority date claimed</p>	<p>*T* later document published after the international filing date or priority date and not in conflict with the application but cited to understand the principle or theory underlying the invention</p> <p>*X* document of particular relevance; the claimed invention cannot be considered novel or cannot be considered to involve an inventive step when the document is taken alone</p> <p>*Y* document of particular relevance; the claimed invention cannot be considered to involve an inventive step when the document is combined with one or more other such documents, such combination being obvious to a person skilled in the art.</p> <p>* &amp; * document member of the same patent family</p>
--	--

Date of the actual completion of the international search  <b>12 September 2008</b>	Date of mailing of the international search report  <b>22/09/2008</b>
---	---

Name and mailing address of the ISA/ European Patent Office, P.B. 5818 Patentlaan 2 NL - 2280 HV Rijswijk Tel. (+31-70) 340-2040, Tx. 31 651 epo nl, Fax: (+31-70) 340-3016	Authorized officer  <b>Contreras Aparicio</b>
---	---



## INTERNATIONAL SEARCH REPORT

 International application No  
 PCT/US2008/063029

C(Continuation). DOCUMENTS CONSIDERED TO BE RELEVANT		
Category*	Citation of document, with indication, where appropriate, of the relevant passages	Relevant to claim No.
X	GB 2 344 738 A (WILLANS MICHAEL ALEC RALPH [GB]) 21 June 2000 (2000-06-21) abstract; figure 1 page 1, last paragraph	1-102
X	US 5 469 581 A (UTHOFF DAVID C [US]) 28 November 1995 (1995-11-28) abstract; figures 1-4	1-102
X	FR 2 890 536 A (PROMILES SA [FR]) 16 March 2007 (2007-03-16) abstract; figures 3,4 page 1, line 6 - page 2, line 21	1-102
A	GB 2 410 673 A (OWTON ROBERT [GB]) 10 August 2005 (2005-08-10) abstract; figures	1,54
A	CH 614 848 A5 (SCHIAPPARELLI STABILMENT [IT]) 28 December 1979 (1979-12-28) abstract; figures	1,54

# INTERNATIONAL SEARCH REPORT

Information on patent family members

International application No

PCT/US2008/063029

Patent document cited in search report	Publication date	Patent family member(s)	Publication date
US 2005204449	A1	22-09-2005	NONE
WO 2007149268	A	27-12-2007	US 2007293106 A1 20-12-2007
WO 02089616	A	14-11-2002	NONE
GB 2344738	A	21-06-2000	NONE
US 5469581	A	28-11-1995	NONE
FR 2890536	A	16-03-2007	NONE
GB 2410673	A	10-08-2005	NONE
CH 614848	A5	28-12-1979	NONE