

Sept. 28, 1926.

1,601,679

C. COLTON

DISPLAY CABINET

Filed July 11, 1924

2 Sheets-Sheet 1

Fig. 1.

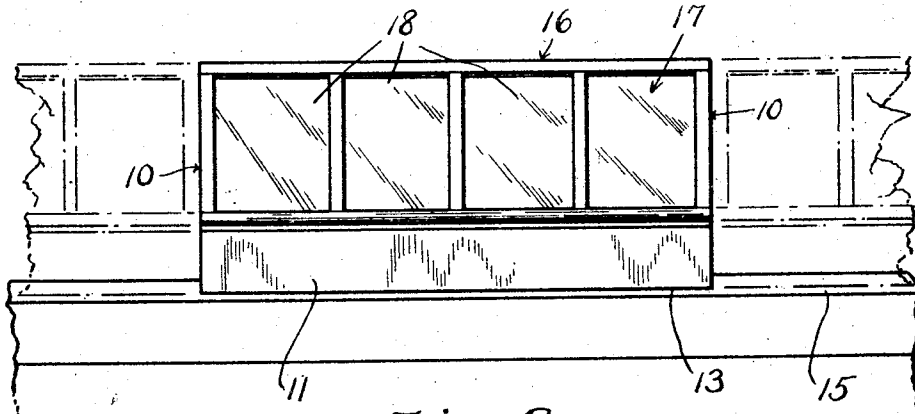
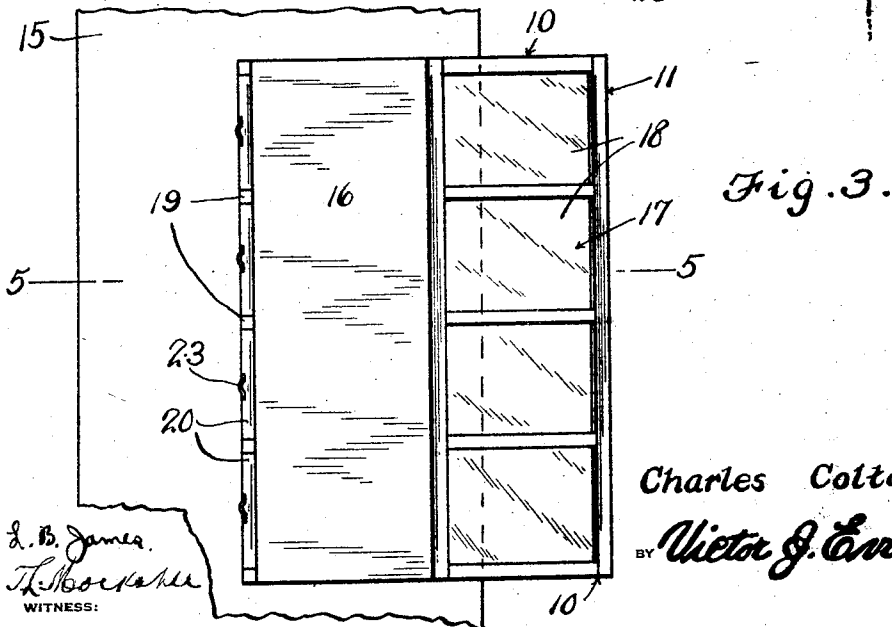
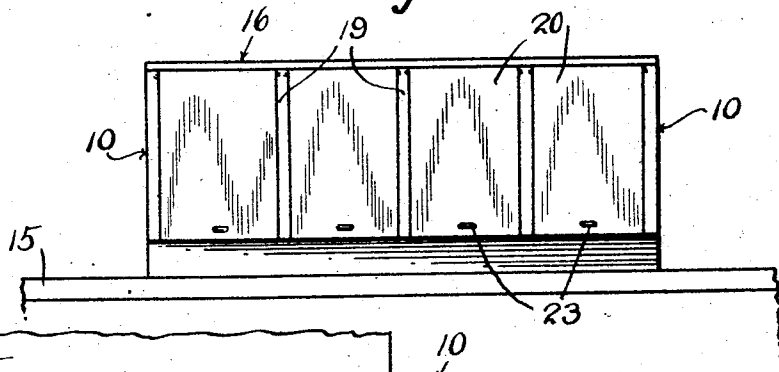


Fig. 2.



L. B. James.
WITNESS:

Charles Colton
INVENTOR
BY *Victor J. Evans*
ATTORNEY

Sept. 28, 1926.

1,601,679

C. COLTON

DISPLAY CABINET

Filed July 11, 1924

2 Sheets-Sheet 2

Fig. 4.

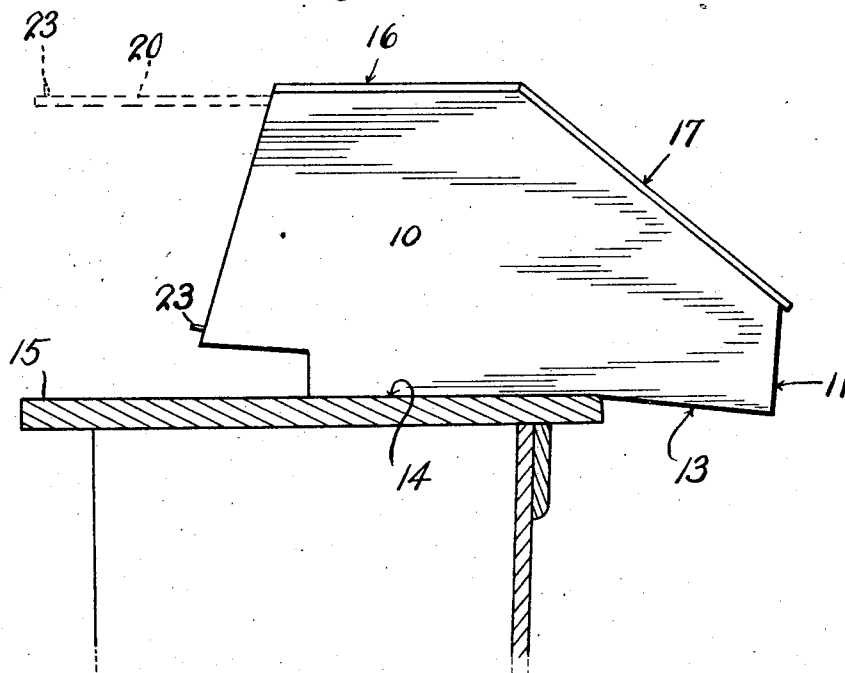
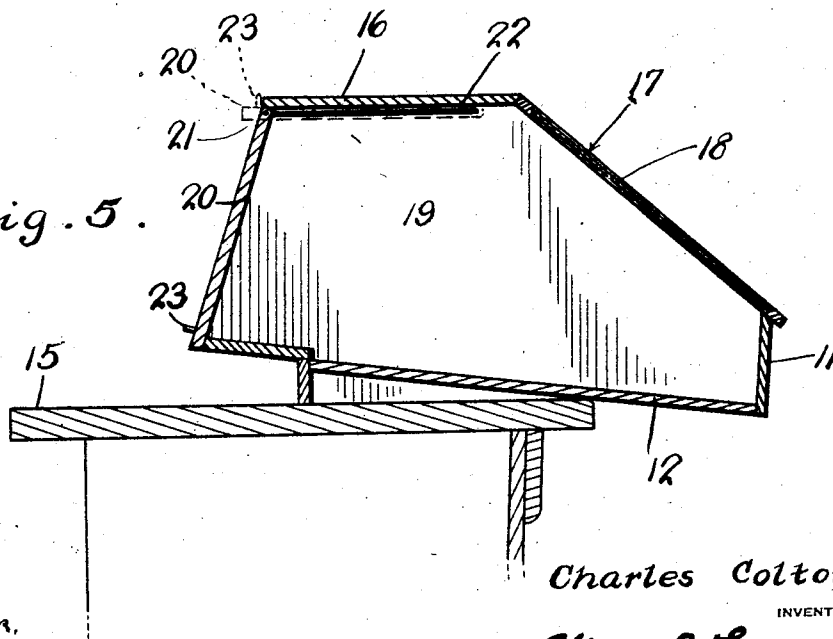


Fig. 5.



L. B. James,
T. H. Moore

WITNESS:

Charles Colton
INVENTOR

BY Victor J. Evans

ATTORNEY

UNITED STATES PATENT OFFICE.

CHARLES COLTON, OF GILTNER, NEBRASKA.

DISPLAY CABINET.

Application filed July 11, 1924. Serial No. 725,480.

This invention relates to improvements in store furniture, an object being to provide a cabinet especially designed for displaying merchandise such as coffee, rice, beans and so forth in bulk.

Another object of the invention is the provision of a display cabinet wherein the goods displayed are actually sold so that the customer may see that he is not receiving an inferior grade of goods, while a superior grade is kept within a separate display compartment.

Another object of the invention is the provision of a cabinet wherein the displayed goods will be prominently located irrespective of the amount of goods within the cabinet.

With the above and other objects in view, the invention further includes the following novel features and details of construction, to be hereinafter more fully described, illustrated in the accompanying drawings and pointed out in the appended claim.

In the drawings:—

Figure 1 is an elevation showing a cabinet constructed in accordance with the invention, supported upon a counter or table.

Figure 2 is a rear view of the same.

Figure 3 is a top plan view.

Figure 4 is a side elevation with the counter shown in section.

Figure 5 is a section taken substantially on the line 5—5 of Figure 3.

Referring to the drawings in detail wherein like characters of reference denote corresponding parts, the cabinet as shown includes side walls 10, front wall 11 and a bottom 12, the latter being inclined downwardly and forwardly as shown in Figure 5 of the drawings so that the contents of the cabinet will occupy a position adjacent the front wall 11.

The side walls 10 have their bottom forward edges 13 downwardly and forwardly inclined in a manner similar to the bottom 12, while the bottom rear edges 14 of the side walls 10 extend below the bottom of the cabinet and are horizontally disposed so as to rest evenly upon the top 15 of a counter or similar support with the front edge of

the cabinet extending over the front edge of the counter so as to leave the remaining surface of the counter free.

The top of the cabinet includes a horizontal portion 16 which provides a convenient shelf or support for the display of merchandise, and a forwardly and downwardly inclined portion 17 which includes a glass panel or panels 18. The merchandise within the cabinet may thus be plainly seen through the panels 18 and a customer may see that he is receiving the same goods that are on display. This is in contradistinction to cabinets wherein a separate compartment is provided for the reception of a sample of the contents of the cabinet, and prevents the display of a superior grade of merchandise and the sale of an inferior grade. In addition, the construction eliminates waste of stale merchandise which has been used for display purposes.

The cabinet is divided into separate sections or compartments by means of partitions 19, there being preferably four of such compartments in each cabinet or unit the latter may be arranged in abutting relation as shown in Figure 1 of the drawings so as to provide a row of compartments of any desired number.

Each compartment is provided with a rear door 20 which is pivotally or hingedly mounted as shown at 21 and the pins or pivots may be arranged within horizontal grooves 22 so that the door may be swung upward and outward and slid horizontally beneath the top 16 as shown by the dotted lines in Figures 4 and 5 of the drawings. Each door may be provided with a handle or grip 23.

The invention is susceptible of various changes in its form, proportions and minor details of construction and the right is herein reserved to make such changes as properly fall within the scope of the appended claim.

Having described the invention what is claimed is:—

A display cabinet comprising a forwardly and downwardly inclined bottom, a front wall, side walls having their bottom for-

95

100

ward edges inclined downwardly and forwardly on a line with the inclined bottom and their bottom rear edges disposed horizontally, whereby the cabinet may rest upon
5 a horizontal support, with the inclined forward edges designed to extend beyond the edge of a support, a top including a forwardly and downwardly inclined transparent panel affording an unobstructed view of the bottom of the cabinet and a door for the
10 cabinet.

In testimony whereof I affix my signature.

CHARLES COLTON.