



US 20030042077A1

(19) **United States**

(12) **Patent Application Publication**  
**Gasseling**

(10) **Pub. No.: US 2003/0042077 A1**

(43) **Pub. Date: Mar. 6, 2003**

(54) **OIL FILTER COOLER**

**Publication Classification**

(76) Inventor: **John B. Gasseling**, Rapid City, SD  
(US)

(51) **Int. Cl.<sup>7</sup> ..... F01M 5/00**

(52) **U.S. Cl. .... 184/6.22**

Correspondence Address:


**John B. Gasseling**  
**1815 Evergreen Dr.**  
**Rapid City, SD 57702 (US)**

(57) **ABSTRACT**

An oil filter cooler that has an arrangement of circular fins that are permanently incorporated into the top of an oil filter. These fins allow for an increase of heat dissipation of motor oil as it flows through the oil filter thereby, reducing the temperature of the motor oil.

(21) Appl. No.: **09/948,377**

(22) Filed: **Sep. 5, 2001**






FIG. 1

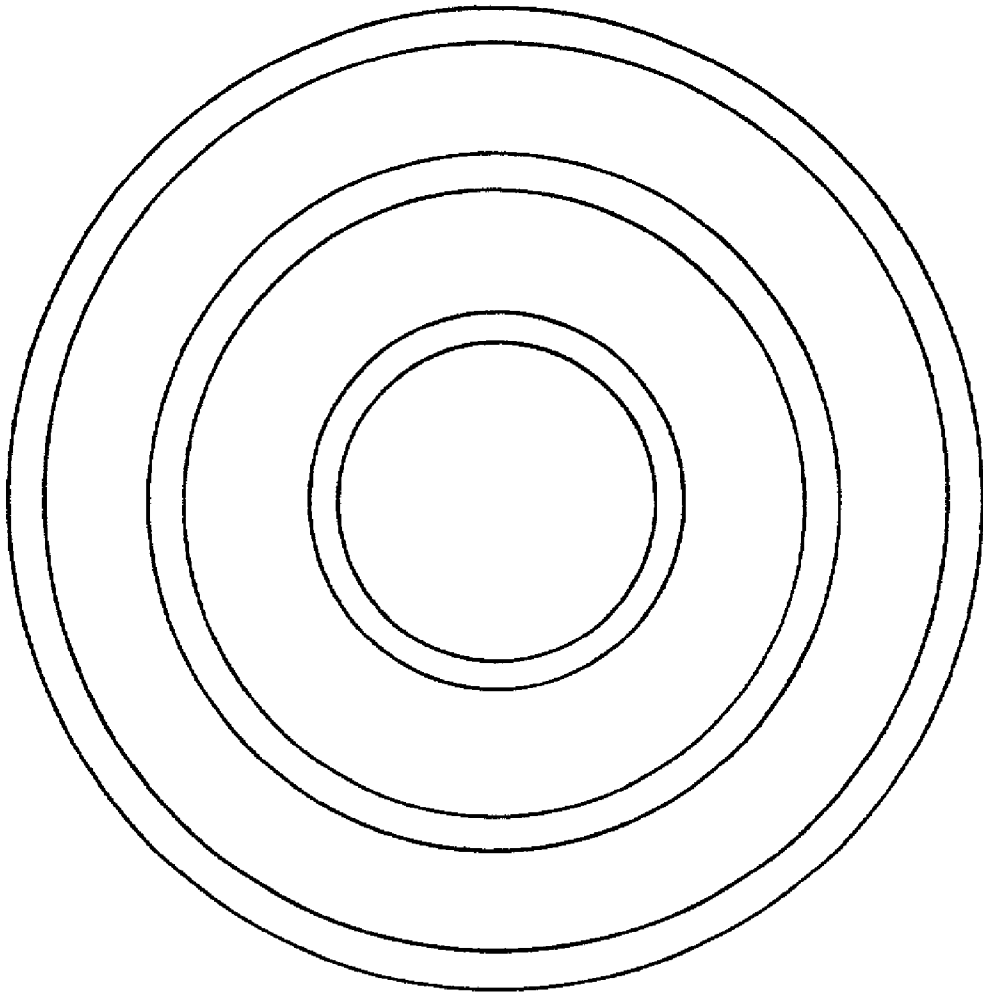


FIG. 2

## OIL FILTER COOLER

### BACKGROUND OF THE INVENTION

[0001] The present invention is an oil filter cooler for internal combustion engines that mounts directly to the engine block. The oil filter cooler removes heat from a hot liquid, such as motor oil. This process is known as conduction convection.

[0002] The prior art involves oil coolers which are installed on an existing oil filter, or the oil filter cooler is comprised of more than one part to be assembled to make one complete oil filter cooler as one unit. The problem with the prior art of an oil cooler is that it has to be installed on the oil filter and could dislodge during operation. An additional problem is that the oil cooler is adding more material to the outside surface of the oil filter, thereby creating the opposite of the desired endeavor. It is creating less heat transfer, and making the problem worse.

[0003] In the case of the prior art oil filter cooler, it is a complex unit of parts to be assembled to make one unit, thereby increasing the manufacturing cost. Some oil filter coolers have fins on the side of the oil filter cooler that create a clearance problem with the engine block and surrounding body. This decrease in clearance reduces air circulation, thereby making the oil filter cooler less effective in the process of heat transfer.

[0004] The present invention solves these problems by incorporating fins on the top of an oil filter during the manufacturing process. This process could be stamping, molding, casting or machining. One simple complete unit for an oil filter cooler. An oil filter cooler with fins on top allows for improved clearance, air circulation increasing heat transfer, and easy to install.

### BRIEF SUMMARY OF THE INVENTION

[0005] The present invention is an oil filter cooler. It is the principal object of the present invention to reduce the temperature of motor oil by manufacturing a new design of oil filters that have circular fins incorporated on the top of the oil filter. These circular fins start in the center and continue outward with an increase in diameter and stopping at the outer top edge of the oil filter. This is a big advantage over existing oil coolers in that, you just install the oil filter cooler to the engine block in a one step process. There is no need to attach a secondary oil cooler to the oil filter or the engine as is the case with current oil coolers.

[0006] Applying fins to an oil filter increases the thermal conductivity of the oil filter, increasing the temperature dissipation of the motor oil as it passes through the oil filter. This invention would give an added protection factor against engine failure due to motor oil breakdown.

### BRIEF DESCRIPTION OF THE DRAWINGS

[0007] FIG. 1 is a side perspective of the present invention comprising the top of an oil filter cooler.

[0008] FIG. 2 is a top perspective of the oil filter cooler.

## DETAILED DESCRIPTION OF THE INVENTION

[0009] To give an accurate understanding of the present invention on the process of heat transfer by fins can be found in the publication "Heat Transfer", Holman, Sixth Edition, McGraw-Hill, 1986, pp. 43-49. By applying a finned arrangement to another surface can be used to remove heat from a hot liquid. This process is known as conduction convection. It is the principle object of this invention to reduce the temperature of motor oil by this process of conduction convection.

[0010] Specifically, the present oil filter cooler has a circular arrangement of fins incorporated on the top of an oil filter. These circular fins start in the center and increase in diameter as they extend to the outer top edge of the oil filter. The oil filter cooler is screwed to the engine block the same way an oil filter is used for internal combustion engines.

[0011] The present invention of the oil filter cooler distinguishes itself from other inventions in that, it is a one piece unit. No assembly required. It is a new oil filter, an oil filter and oil cooler. The standard oil filter is improved by incorporating fins that are limited to the top of the oil filter cooler. The number of circular fins will vary do to the different sizes of oil filters. The fins are of a rectangular shape as shown in FIG. 1 and FIG. 2. For optimum heat removal the spacing between the fins should not be less than 0.125 inches. The length of the fins can be increased or decreased to accommodate for ease of installation, and optimum heat removal. The width of the fins according to "Heat Transfer", Holman, Sixth Edition, McGraw-Hill, 1986, pp. 43-49 will be determined based on the thickness of the outer wall of the oil filter cooler. Another source for fin dimensions can be found under patent number 5,305,824; Apr. 26, 1994, Gasseling.

### Detailed Description of the Invention

[0012] Materials for manufacturing the present invention can be made of aluminum, iron, tin or other alloys. The best material will be based on cost, and conduction convection properties.

[0013] The process of manufacturing the oil filter cooler could be stamping, molding, casting, machining, or a combination of these processes.

[0014] The fins are in a circular arrangement to allow for accident free installation and removal of the oil filter cooler.

I claim:

1. An oil filter for cooling oil comprising: circular fins permanently incorporated and limited to the top of an oil filter, wherein said circular fins are 360 degrees starting in the center and increasing in diameter to the outer top edge, wherein said circular fins are rectangular in shape from bottom to top.

\* \* \* \* \*