

No. 669,368.

Patented Mar. 5, 1901.

R. T. MELTON.
CLOTHES DRYING AND SUNNING DEVICE.

(Application filed Dec. 6, 1900.)

(No Model.)

Fig. 1.

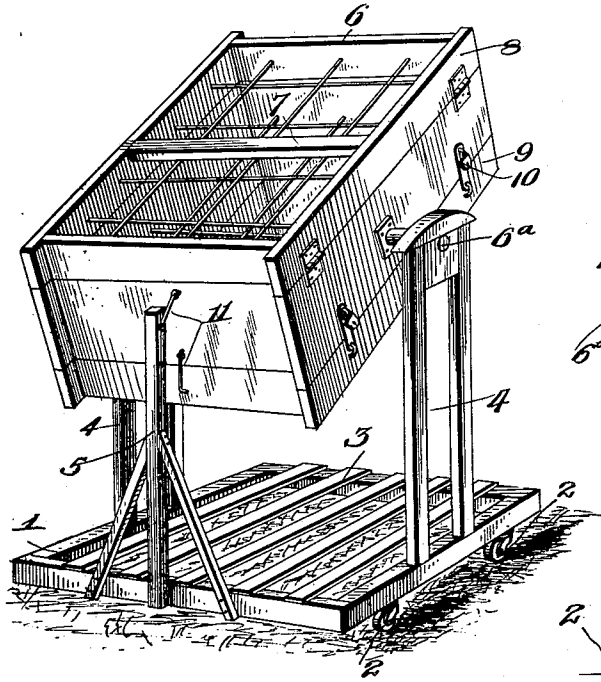


Fig. 4.

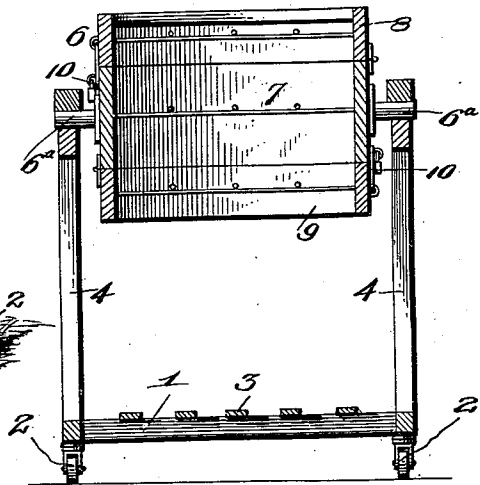


Fig. 2.

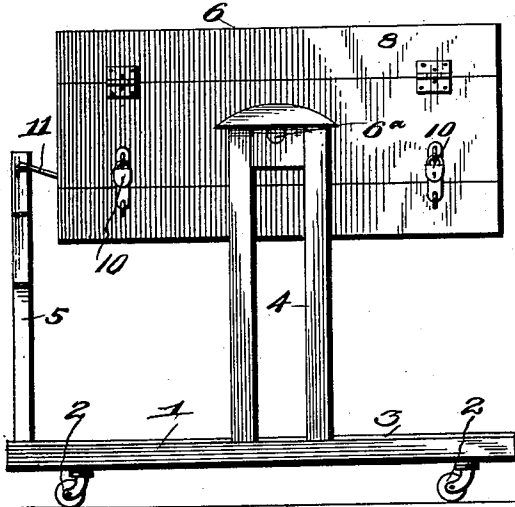
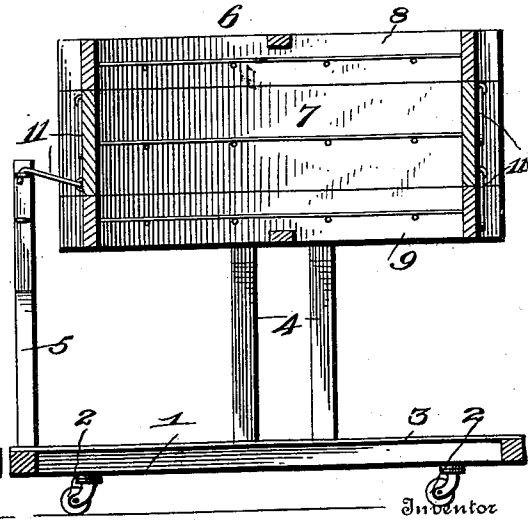


Fig. 3.



Inventor

R. T. Melton

Witnesses
E. Hunt
J. Wilton

By

A. B. Wilson & Co.
Attorneys

UNITED STATES PATENT OFFICE.

ROE TOM MELTON, OF BRANTLEY, GEORGIA.

CLOTHES DRYING AND SUNNING DEVICE.

SPECIFICATION forming part of Letters Patent No. 669,368, dated March 5, 1901.

Application filed December 6, 1900. Serial No. 38,943. (No model.)

To all whom it may concern:

Be it known that I, ROE TOM MELTON, a citizen of the United States, residing at Brantley, in the county of Marion and State of Georgia, have invented certain new and useful Improvements in Clothes Drying and Sunning Devices; and I do declare the following to be a full, clear, and exact description of the invention, such as will enable others skilled in the art to which it appertains to make and use the same.

This invention relates to a clothes drying and sunning device which may be employed for drying wet clothes or for sunning and airing bed and other clothing or fabrics of all kinds, one object in view being to provide a device of this character which may be easily transported from place to place, adjusted to expose the clothes to the full effects of the sun, and reversed to receive and expose clothes upon either side thereof at will.

A further object of the invention is to provide a drying or sunning device which may be left unattended without liability of the articles carried thereby being abstracted by an unauthorized person.

With these and other minor objects in view the invention consists of certain novel features of construction, combination, and arrangement of parts, which will be hereinafter more fully described, and particularly pointed out in the appended claims.

In the accompanying drawings, Figure 1 is a perspective view of a drying or sunning rack embodying my invention. Fig. 2 is a side elevation of the same. Fig. 3 is vertical longitudinal section. Fig. 4 is a cross-section.

Like reference characters designate corresponding parts throughout the several views.

The numeral 1 in the drawings represents a base frame or support which may be mounted on runners or wheels 2 to adapt the drier to be conveniently transported from place to place. On this frame or support is mounted a lower rack 3, on which clothes may be placed for drying or sunning, if desired. Arising from opposite sides of this lower rack are supporting-standards 4, and arising from one end of the rack is a locking-standard 5. A rotary holder or rack-support 6 for the clothes or fabric to be dried or sunned is mounted, by means of stub-shafts or trunnions 6^a, jour-

naled in bearings in the supporting-standards, to turn so that either side thereof may be brought uppermost and comprises a box or receptacle open at opposite sides and provided with one or more central partitions 7, constructed of wire meshing or open-work material and forming upper and lower chambers or compartments for the reception of the article to be sunned or dried. These chambers or compartments are adapted to be closed by doors 8 and 9, hinged or pivoted to opposite sides of the box-like support thereof and adapted to be held closed at their free sides by padlocks or other suitable fastenings 10, whereby the said articles to be sunned or dried may be confined within the rack, so that the device may be left unattended without liability of the articles carried thereby being abstracted by an unauthorized person. The doors consist each of a rectangular frame having stretched across the open space between its side and end bars a wall of wire meshing or other suitable open-work material to permit of the free passage of air through the rack and the free entry of sunlight. The rotary rack is provided at each end with one or more hooks 11, which engage eyes or keepers of the locking-post 5, so that said rack may be held supported, as shown in Fig. 1, with either side uppermost. The rotary rack is so mounted that it is almost completely balanced, adapting it to be readily turned upon its pivots with ease and facility.

In using the rack the clothes or fabric to be dried or exposed to the sun are placed in one of the chambers or compartments of the rack and the door of said compartment then closed to confine the articles. The rack is then locked in proper position to expose the clothes to air and sunlight by engaging one of the hooks at one end thereof with the eye or keeper on the locking-post. After the exposed portions of the articles have been ventilated or dried to the required extent the rack may be reversed on its pivot to bring the other open side thereof uppermost and the clothes in the chamber or compartment on that side exposed to the effect of air and sunlight, if desired. The rack may then be turned to alternately expose the clothes in both compartments or to expose the opposite sides of the clothes in either one of the com-

partments, whereby rapid drying of the same may be effected.

From the foregoing description, taken in connection with the accompanying drawings, the construction and mode of operation of the invention will be readily understood, and it will be seen that it provides a simple and effective device for the purpose stated. By its use articles of clothing may be quickly and thoroughly dried or ventilated, and the construction of the device permits of its ready transportation from place to place and a quick and easy adjustment or reversal of the rack to expose the articles in such manner as to receive the full effects of the sun and air.

Changes in the form, proportion, and minor details of construction may be made within the scope of the invention without departing from the spirit or sacrificing any of the advantages thereof.

Having thus described my invention, what I claim, and desire to secure by Letters Patent, is—

1. A drying and sunning device of the character set forth, comprising a wheeled frame, standards arising therefrom, a rack mounted to rotate upon said standards and compris-

ing a box having a central open-work partition and open at opposite sides and provided with open-work doors for confining the material therein, and means for holding the rack in position with either side uppermost, substantially as set forth.

2. A drying and sunning device of the character set forth, comprising a wheeled supporting-frame, bearing-standards arising from opposite sides of said frame, a locking-standard arising from one end of said frame, a rack comprising a box having stub-shafts or trunnions journaled in said bearing-standards and open at opposite sides and provided with open-work doors for confining the material therein and an open-work partition between said doors, and connecting means on the ends of the box and locking-standard for holding the box in position with either side uppermost, substantially as set forth.

In testimony whereof I have hereunto set my hand in presence of two subscribing witnesses.

ROE TOM MELTON.

Witnesses:
GEO. P. MUNRO,
E. B. REESE.