



US 20080153807A1

(19) **United States**

(12) **Patent Application Publication**
Andersen et al.

(10) **Pub. No.: US 2008/0153807 A1**

(43) **Pub. Date: Jun. 26, 2008**

(54) **PHARMACEUTICAL USE OF FUSED
1,2,4-TRIAZOLES**

(75) Inventors: **Henrik Sune Andersen**, Lyngby
(DK); **Gita Camilla Tejlgaard
Kampen**, Naerum (DK); **Inge
Thoger Christensen**, Lyngby (DK);
John Patrick Mogensen, Herlev
(DK); **Annette Rosendal Larsen**,
Lyngby (DK)

Correspondence Address:
NOVO NORDISK, INC.
INTELLECTUAL PROPERTY DEPARTMENT
100 COLLEGE ROAD WEST
PRINCETON, NJ 08540

(73) Assignee: **Novo Nordisk A/S**, Bagsvaerd
(DK)

(21) Appl. No.: **12/038,255**

(22) Filed: **Feb. 27, 2008**

Related U.S. Application Data

(63) Continuation of application No. 11/247,847, filed on Oct. 11, 2005, now Pat. No. 7,358,238, which is a continuation of application No. PCT/DK2004/000251, filed on Apr. 6, 2004.

(60) Provisional application No. 60/467,284, filed on May 2, 2003, provisional application No. 60/475,157, filed on Jun. 2, 2003.

(30) **Foreign Application Priority Data**

Apr. 11, 2003 (DK) PA 2003 00571

May 22, 2003 (DK) PA 2003 00776

Publication Classification

(51) **Int. Cl.**
A61K 31/55 (2006.01)
C07D 487/04 (2006.01)
A61K 31/437 (2006.01)
A61P 3/10 (2006.01)
A61P 3/00 (2006.01)

(52) **U.S. Cl.** **514/214.02**; 540/578; 546/82;
514/293

(57) **ABSTRACT**

The use of fused 1,2,4-triazoles for modulating the activity of 11 β -hydroxysteroid dehydrogenase type 1 (11 β HSD1) and the use of these compounds as pharmaceutical compositions has been described. Also a novel class of fused 1,2,4-triazoles, their use in therapy, pharmaceutical compositions comprising the compounds, as well as their use in the manufacture of medicaments has been described. The present compounds are modulators and more specifically inhibitors of the activity of 11 β HSD1 and may be useful in the treatment, prevention and/or prophylaxis of a range of medical disorders where a decreased intracellular concentration of active glucocorticoid is desirable.

**PHARMACEUTICAL USE OF FUSED
1,2,4-TRIAZOLES**

CROSS REFERENCE TO RELATED
APPLICATIONS

[0001] This application is a continuation of U.S. application Ser. No. 11/247,874, filed Oct. 11, 2005, which is a continuation of International Application No. PCT/DK2004/000251, filed Apr. 6, 2004, which claims priority from Danish Patent Application Nos. PA 2003 00571, filed Apr. 11, 2003; PA 2003 00776, filed May 22, 2003; and U.S. Patent Application Nos. 60/467,284, filed May 2, 2003; and 60/475,157, filed Jun. 2, 2003.

FIELD OF THE INVENTION

[0002] The present invention relates to use of fused 1,2,4-triazoles and pharmaceutical compositions comprising the compounds for treating disorders where it is desirable to modulate the activity of 11 β -hydroxysteroid dehydrogenase type 1 (11 β HSD1).

[0003] The present invention also relates to novel fused 1,2,4-triazoles, to their use in therapy, to pharmaceutical compositions comprising the compounds, to the use of said compounds in the manufacture of medicaments, and to therapeutic methods comprising the administration of said compounds. The present compounds modulate the activity of 11 β -hydroxysteroid dehydrogenase type 1 (11 β HSD1) and are accordingly useful in the treatment of diseases in which such a modulation is beneficial, such as the metabolic syndrome.

BACKGROUND OF THE INVENTION

[0004] The metabolic syndrome is a major global health problem. In the US, the prevalence in the adult population is currently estimated to be approximately 25%, and it continues to increase both in the US and worldwide. The metabolic syndrome is characterised by a combination of insulin resistance, dyslipidemia, obesity and hypertension leading to increased morbidity and mortality of cardiovascular diseases. People with the metabolic syndrome are at increased risk of developing frank type 2 diabetes, the prevalence of which is equally escalating.

[0005] In type 2 diabetes, obesity and dyslipidemia are also highly prevalent and around 70% of people with type 2 diabetes additionally have hypertension once again leading to increased mortality of cardiovascular diseases.

[0006] In the clinical setting, it has long been known that glucocorticoids are able to induce all of the cardinal features of the metabolic syndrome and type 2 diabetes.

[0007] 11 β -hydroxysteroid dehydrogenase type 1 (11 β HSD1) catalyses the local generation of active glucocorticoid in several tissues and organs including predominantly the liver and adipose tissue, but also e.g. skeletal muscle, bone, pancreas, endothelium, ocular tissue and certain parts of the central nervous system. Thus, 11 β HSD1 serves as a local regulator of glucocorticoid actions in the tissues and organs where it is expressed (Tannin et al., *J. Biol. Chem.*, 266, 16653 (1991); Bujalska et al., *Endocrinology*, 140, 3188 (1999); Whorwood et al., *J. Clin. Endocrinol. Metab.*, 86, 2296 (2001); Cooper et al., *Bone*, 27, 375 (2000); Davani et al., *J. Biol. Chem.*, 275, 34841 (2000); Brem et al., *Hyperten-*

sion, 31, 459 (1998); Rauz et al., *Invest. Ophthalmol. Vis. Sci.*, 42, 2037 (2001); Moisan et al., *Endocrinology*, 127, 1450 (1990)).

[0008] The role of 11 β HSD1 in the metabolic syndrome and type 2 diabetes is supported by several lines of evidence. In humans, treatment with the non-specific 11 β HSD1 inhibitor carbenoxolone improves insulin sensitivity in lean healthy volunteers and people with type 2 diabetes. Likewise, 11 β HSD1 knock-out mice are resistant to insulin resistance induced by obesity and stress. Additionally, the knock-out mice present with an anti-atherogenic lipid profile of decreased VLDL triglycerides and increased HDL-cholesterol. Conversely, mice that overexpress 11 β HSD1 in adipocytes develop insulin resistance, hyperlipidemia and visceral obesity, a phenotype that resembles the human metabolic syndrome (Andrews et al., *J. Clin. Endocrinol. Metab.*, 88, 285 (2003); Walker et al., *J. Clin. Endocrinol. Metab.*, 80, 3155 (1995); Morton et al., *J. Biol. Chem.* 276, 41293 (2001); Kotelevtsev et al., *Proc. Natl. Acad. Sci. USA*, 94, 14924 (1997); Masuzaki et al., *Science*, 294, 2166 (2001)).

[0009] The more mechanistic aspects of 11 β HSD1 modulation and thereby modulation of intracellular levels of active glucocorticoid have been investigated in several rodent models and different cellular systems. 11 β HSD1 promotes the features of the metabolic syndrome by increasing hepatic expression of the rate-limiting enzymes in gluconeogenesis, namely phosphoenolpyruvate carboxykinase and glucose-6-phosphatase, promoting the differentiation of preadipocytes into adipocytes thus facilitating obesity, directly and indirectly stimulating hepatic VLDL secretion, decreasing hepatic LDL uptake and increasing vessel contractility (Kotelevtsev et al., *Proc. Natl. Acad. Sci. USA*, 94, 14924 (1997); Morton et al., *J. Biol. Chem.* 276, 41293 (2001); Bujalska et al., *Endocrinology*, 140, 3188 (1999); Souness et al., *Steroids*, 67, 195 (2002); Brindley & Salter, *Prog. Lipid Res.*, 30, 349 (1991)).

[0010] WO 01/90090, WO 01/90091, WO 01/90092, WO 01/90093 and WO 01/90094 discloses various thiazol-sulfonamides as inhibitors of the human 11 β -hydroxysteroid dehydrogenase type 1 enzyme, and further states that said compounds may be useful in treating diabetes, obesity, glaucoma, osteoporosis, cognitive disorders, immune disorders and depression.

[0011] We have now found fused 1,2,4-triazoles that modulate the activity of 11 β HSD1 leading to altered intracellular concentrations of active glucocorticoid. More specifically, the present compounds inhibit the activity of 11 β HSD1 leading to decreased intracellular concentrations of active glucocorticoid. Thus, the present compounds can be used to treat disorders where a decreased level of active intracellular glucocorticoid is desirable, such as e.g. the metabolic syndrome, type 2 diabetes, impaired glucose tolerance (IGT), impaired fasting glucose (IFG), dyslipidemia, obesity, hypertension, diabetic late complications, cardiovascular diseases, arteriosclerosis, atherosclerosis, myopathy, muscle wasting, osteoporosis, neurodegenerative and psychiatric disorders, and adverse effects of treatment or therapy with glucocorticoid receptor agonists.

[0012] One object of the present invention is to provide compounds, pharmaceutical compositions and use of compounds that modulate the activity of 11 β HSD1.

DEFINITIONS

[0013] In the following structural formulas and throughout the present specification, the following terms have the indicated meaning:

[0014] The term “halo” includes fluorine, chlorine, bromine, and iodine.

[0015] The term “trihalomethyl” includes trifluoromethyl, trichloromethyl, tribromomethyl, and triiodomethyl.

[0016] The term “trihalomethoxy” includes trifluoromethoxy, trichloromethoxy, tribromomethoxy, and triiodomethoxy.

[0017] The term “alkyl” includes C₁-C₆ straight chain saturated and methylene aliphatic hydrocarbon groups, C₃-C₆ branched saturated hydrocarbon groups having the specified number of carbon atoms. For example, this definition shall include but is not limited to methyl (Me), ethyl (Et), propyl (Pr), butyl (Bu), pentyl, hexyl, isopropyl (i-Pr), isobutyl (i-Bu), tert-butyl (t-Bu), sec-butyl (s-Bu), isopentyl, neopentyl, and the like.

[0018] The term “alkenyl” includes C₂-C₆ straight chain unsaturated aliphatic hydrocarbon groups and branched C₃-C₆ unsaturated aliphatic hydrocarbon groups having the specified number of carbon atoms. For example, this definition shall include but is not limited to ethenyl, propenyl, butenyl, pentenyl, hexenyl, methylpropenyl, methylbutenyl and the like.

[0019] The term “alkynyl” includes C₂-C₆ straight chain unsaturated aliphatic hydrocarbon groups and C₄-C₆ branched unsaturated aliphatic hydrocarbon groups having the specified number of carbon atoms. For example, this definition shall include but is not limited to ethynyl, propynyl, butynyl, pentynyl, hexynyl, methylbutynyl, and the like.

[0020] The term “saturated or partially saturated cyclic, bicyclic or tricyclic ring system” represents but are not limited to aziridinyl, pyrrolinyl, pyrrolidinyl, 2-imidazoliny, imidazolidinyl, 2-pyrazolinyl, morpholinyl, piperidinyl, thiomorpholinyl, piperazinyl, phthalimide, 1,2,3,4-tetrahydro-quinolinyl, 1,2,3,4-tetrahydro-isoquinolinyl, 1,2,3,4-tetrahydro-quinoxaliny, and indolinyl.

[0021] The term “saturated or partially saturated cyclic ring system” represents but are not limited to cyclopropyl, cyclobutyl, cyclopentyl, cyclohexyl, cyclobutenyl, cyclopentenyl, cyclohexenyl, cycloheptenyl, cyclooctenyl, cyclononenyl, cyclodecenyl, tetrahydrofuranly or tetrahydropyranly.

[0022] The term “saturated or partially saturated aromatic ring system” represents but are not limited to cyclopropyl, cyclohexyl, cyclobutenyl, cyclopentenyl, cyclohexenyl, cycloheptenyl, cyclooctenyl, cyclononenyl, cyclodecenyl, tetrahydrofuranly, tetrahydropyranly, phenyl, pyridyl or pyrimidinyl.

[0023] The term “cycloalkyl” (e.g. cyclopropyl, cyclobutyl, cyclopentyl, cyclohexyl, cycloheptyl, cyclooctyl, cyclononyl, cyclodecyl, bicyclo[3.2.1]octyl, spiro[4.5]decyl, norpinyl, norbonyl, norcaryl, adamantyl and the like) represents a saturated, mono-, bi-, tri- or spirocarbocyclic group having the specified number of carbon atoms.

[0024] The term “cycloalkylalkyl” (e.g. cyclopropylmethyl, cyclobutylethyl, adamantylmethyl and the like) represents a cycloalkyl group as defined above attached through an alkyl group having the indicated number of carbon atoms or substituted alkyl group as defined above.

[0025] The term “cycloalkenyl” (e.g. cyclobutenyl, cyclopentenyl, cyclohexenyl, cycloheptenyl, cyclooctenyl, cyclononenyl, cyclodecenyl and the like) represents a partially saturated, mono-, bi-, tri- or spirocarbocyclic group having the specified number of carbon atoms.

[0026] The term “hetcycloalkyl” (tetrahydrofuranly, tetrahydropyranly, tetrahydrothiopyranly, and the like) represents a saturated mono-, bi-, tri- or spirocarbocyclic group

having the specified number of carbon atoms and one or two additional heteroatoms or groups selected from nitrogen, oxygen, sulphur, SO or SO₂.

[0027] The term “alkyloxy” (e.g. methoxy, ethoxy, propoxy, allyloxy, cyclohexyloxy) represents an alkyl group as defined above having the indicated number of carbon atoms attached through an oxygen bridge.

[0028] The term “alkyloxyalkyl” (e.g. methoxymethyl and the like) represents an alkyloxy group as defined above attached through an “alkyl” group.

[0029] The term “aryloxy” (e.g. phenoxy, naphthyloxy and the like) represents an aryl group as defined below attached through an oxygen bridge.

[0030] The term “aryloxyhetaryl” (e.g. 2-phenoxy-pyridyl and the like) represents an aryloxy group as defined below attached through a “hetaryl” group.

[0031] The term “hetaryloxy” (e.g. 2-pyridyloxy and the like) represents a hetaryl group as defined below attached through an oxygen bridge.

[0032] The term “arylalkyloxy” (e.g. phenethyloxy, naphthylmethyloxy and the like) represents an arylalkyl group as defined below attached through an oxygen bridge.

[0033] The term “hetarylalkyloxy” (e.g. 2-pyridylmethyloxy and the like) represents a hetarylalkyl group as defined below attached through an oxygen bridge.

[0034] The term “arylthio” (e.g. benzenthio, naphthylthio and the like) represents an aryl group as defined below attached through a sulphur bridge.

[0035] The term “arylthioalkyl” (e.g. methylsulfanyl benzene, ethylsulfanyl naphthalene and the like) represents an arylthio group as defined below attached through an alkyl group having the indicated number of carbon atoms.

[0036] The term “hetarylthioalkyl” (e.g. 2-methylsulfanylpyridine, 1-ethylsulfanyl-isoquinoline and the like) represents a hetarylthio group as defined below attached through an alkyl group having the indicated number of carbon atoms.

[0037] The term “aryloxyalkyl” (e.g. phenoxyethyl, naphthyloxyethyl and the like) represents an aryloxy group as defined above attached through an “alkyl” group having the indicated number of carbon atoms.

[0038] The term “aryloxyaryl” (e.g. 1-phenoxy-naphthalene, phenoxyphenyl and the like) represents an aryloxy group as defined above attached through an “aryl” group as defined below.

[0039] The term “hetaryloxyaryl” (e.g. 1-phenoxy-isoquinolyl, 2-phenoxy-pyridyl and the like) represents a hetaryloxy group as defined above attached through an “aryl” group as defined below.

[0040] The term “hetaryloxyhetaryl” (e.g. 1-(2-pyridyloxy-isoquinoline), 2-(imidazol-2-yloxy-pyridine) and the like) represents a hetaryloxy group as defined above attached through a “hetaryl” group as defined below.

[0041] The term “arylalkyloxyalkyl” (e.g. ethoxymethylbenzene, 2-methoxymethyl-naphthalene and the like) represents an arylalkyloxy group as defined above attached through an “alkyl” group having the indicated number of carbon atoms.

[0042] The term “hetaryloxyalkyl” (e.g. 2-pyridyloxymethyl, 2-quinolyloxyethyl and the like) represents a hetaryloxy group as defined above attached through an “alkyl” group having the indicated number of carbon atoms.

[0043] The term “hetarylalkyloxyalkyl” (e.g. 4-methoxymethyl-pyrimidine, 2-methoxymethyl-quinoline and the

like) represents a hetarylalkyloxy group as defined above attached through an “alkyl” group having the indicated number of carbon atoms.

[0044] The term “arylalkyl” (e.g. benzyl, phenylethyl, 3-phenylpropyl, 1-naphthylmethyl, 2-(1-naphthyl)ethyl and the like) represents an aryl group as defined below attached through an alkyl having the indicated number of carbon atoms or substituted alkyl group as defined above.

[0045] The term “hetarylalkyl” and “hetaralkyl” (e.g. (2-furyl)methyl, (3-furyl)methyl, (2-thienyl)methyl, (3-thienyl)methyl, (2-pyridyl)methyl, 1-methyl-1-(2-pyrimidyl)ethyl and the like) represents a hetaryl group as defined below attached through an alkyl having the indicated number of carbon atoms or substituted alkyl group as defined above.

[0046] The term “alkylcarbonyl” (e.g. octylcarbonyl, pentylcarbonyl, 3-hexenylcarbonyl) represents an alkyl group as defined above having the indicated number of carbon atoms attached through a carbonyl group.

[0047] The term “arylcarbonyl” (e.g. benzoyl) represents an aryl group as defined below attached through a carbonyl group.

[0048] The term “hetarylcarbonyl” (e.g. 2-thiophenylcarbonyl, 3-methoxy-anthrylcarbonyl, oxazolylcarbonyl and the like) represents a hetaryl group as defined below attached through a carbonyl group.

[0049] The term “carbonylalkyl” (e.g. acetyl and the like) represents a carbonyl group attached through alkyl group as defined above having the indicated number of carbon atoms.

[0050] The term “alkylcarbonylalkyl” (e.g. propan-2-one, 4,4-dimethyl-pentan-2-one and the like) represents an alkylcarbonyl group as defined above attached through an alkyl group as defined above having the indicated number of carbon atoms.

[0051] The term “arylcarbonylalkyl” (e.g. 1-phenyl-propan-1-one, 1-(3-chloro-phenyl)-2-methyl-butan-1-one and the like) represents an arylcarbonyl group as defined above attached through an alkyl group as defined above having the indicated number of carbon atoms.

[0052] The term “hetarylcarbonylalkyl” (e.g. 1-pyridin-2-yl-propan-1-one, 1-(1-H-imidazol-2-yl)-propan-1-one and the like) represents a hetarylcarbonyl group as defined above attached through an alkyl group as defined above having the indicated number of carbon atoms.

[0053] The term “arylalkylcarbonyl” (e.g. phenylpropylcarbonyl, phenylethylcarbonyl and the like) represents an arylalkyl group as defined above having the indicated number of carbon atoms attached through a carbonyl group.

[0054] The term “hetarylalkylcarbonyl” (e.g. imidazolyl-pentylcarbonyl and the like) represents a hetarylalkyl group as defined above wherein the alkyl group is in turn attached through a carbonyl.

[0055] The term “alkylcarboxy” (e.g. heptylcarboxy, cyclopropylcarboxy, 3-pentenylcarboxy) represents an alkylcarbonyl group as defined above wherein the carbonyl is in turn attached through an oxygen bridge.

[0056] The term “arylcarboxy” (e.g. benzoic acid and the like) represents an arylcarbonyl group as defined above wherein the carbonyl is in turn attached through an oxygen bridge.

[0057] The term “arylalkylcarboxy” (e.g. benzylcarboxy, phenylpropylcarboxy and the like) represents an arylalkylcarbonyl group as defined above wherein the carbonyl is in turn attached through an oxygen bridge.

[0058] The term “arylalkylcarboxyalkyl” (e.g. benzylcarboxymethyl, phenylpropylcarboxypropyl and the like) represents an arylalkylcarboxy group as defined above wherein the carboxy group is in turn attached through an alkyl group as defined above having the indicated number of carbon atoms.

[0059] The term “hetarylcarboxy” (e.g. pyridine-2-carboxylic acid and the like) represents a hetarylcarbonyl group as defined above wherein the carbonyl is in turn attached through an oxygen bridge.

[0060] The term “hetarylalkylcarboxy” (e.g. (1-H-imidazol-2-yl)-acetic acid, 3-pyrimidin-2-yl-propionic acid and the like) represents a hetarylalkylcarbonyl group as defined above wherein the carbonyl is in turn attached through an oxygen bridge.

[0061] The term “aryl” includes but is not limited to a carbocyclic aromatic ring system being either monocyclic, bicyclic, or polycyclic, such as phenyl, biphenyl, naphthyl, anthracenyl, phenanthrenyl, fluorenyl, indenyl, pentalenyl, azulenyl, biphenylenyl and the like. Aryl is also intended to include the partially hydrogenated derivatives of the carbocyclic aromatic systems enumerated above. Non-limiting examples of such partially hydrogenated derivatives are 1,2,3,4-tetrahydronaphthyl, 1,4-dihydronaphthyl and the like.

[0062] The term “aryl” includes phenyl, biphenyl, naphthyl, anthracenyl, phenanthrenyl, and fluorenyl.

[0063] The term “aryl2” includes phenyl, biphenyl, naphthyl, and anthracenyl.

[0064] The term “hetaryl” includes but is not limited to pyrrolyl (2-pyrrolyl), pyrazolyl (3-pyrazolyl), imidazolyl (1-imidazolyl, 2-imidazolyl, 4-imidazolyl, 5-imidazolyl), triazolyl (1,2,3-triazol-1-yl, 1,2,3-triazol-2-yl, 1,2,3-triazol-4-yl, 1,2,4-triazol-3-yl), oxazolyl (2-oxazolyl, 4-oxazolyl, 5-oxazolyl), isoxazolyl (3-isoxazolyl, 4-isoxazolyl, 5-isoxazolyl), thiazolyl (2-thiazolyl, 4-thiazolyl, 5-thiazolyl), thiophenyl (2-thiophenyl, 3-thiophenyl, 4-thiophenyl, 5-thiophenyl), furanyl (2-furanyl, 3-furanyl, 4-furanyl, 5-furanyl), pyridyl (2-pyridyl, 3-pyridyl, 4-pyridyl, 5-pyridyl), 5-tetrazolyl, pyrimidinyl (2-pyrimidinyl, 4-pyrimidinyl, 5-pyrimidinyl, 6-pyrimidinyl), pyrazinyl, pyridazinyl (3-pyridazinyl, 4-pyridazinyl, 5-pyridazinyl), quinolyl (2-quinolyl, 3-quinolyl, 4-quinolyl, 5-quinolyl, 6-quinolyl, 7-quinolyl, 8-quinolyl), isoquinolyl (1-isoquinolyl, 3-isoquinolyl, 4-isoquinolyl, 5-isoquinolyl, 6-isoquinolyl, 7-isoquinolyl, 8-isoquinolyl), benzo[b]furanyl (2-benzo[b]furanyl, 3-benzo[b]furanyl, 4-benzo[b]furanyl, 5-benzo[b]furanyl, 6-benzo[b]furanyl, 7-benzo[b]furanyl), 2,3-dihydrobenzo[b]furanyl (2-(2,3-dihydro-benzo[b]furanyl), 3-(2,3-dihydro-benzo[b]furanyl), 4-(2,3-dihydro-benzo[b]furanyl), 5-(2,3-dihydro-benzo-[b]furanyl), 6-(2,3-dihydro-benzo-[b]furanyl), 7-(2,3-dihydro-benzo[b]furanyl)), benzo[b]thiophenyl (2-benzo[b]thiophenyl, 3-benzo[b]thiophenyl, 4-benzo[b]thiophenyl, 5-benzo[b]thiophenyl, 6-benzo[b]thiophenyl, 7-benzo[b]thiophenyl), 2,3-dihydro-benzo[b]thiophenyl (2-(2,3-dihydro-benzo[b]thiophenyl), 3-(2,3-dihydro-benzo[b]thiophenyl), 4-(2,3-dihydro-benzo[b]thiophenyl), 5-(2,3-dihydro-benzo[b]thiophenyl), 6-(2,3-dihydro-benzo[b]thiophenyl), 7-(2,3-dihydro-benzo[b]thiophenyl)), 4,5,6,7-tetrahydro-benzo[b]thiophenyl (2-(4,5,6,7-tetrahydro-benzo[b]thiophenyl), 3-(4,5,6,7-tetrahydro-benzo[b]thiophenyl), 4-(4,5,6,7-tetrahydro-benzo[b]thiophenyl), 5-(4,5,6,7-tetrahydro-benzo[b]thiophenyl), 6-(4,5,6,7-tetrahydro-benzo[b]thiophenyl), 7-(4,5,6,7-tetrahydro-benzo[b]thiophenyl)), thieno[2,3-b]thiophenyl, 4,5,

6,7-tetrahydro-thieno[2,3-c]pyridyl (4-(4,5,6,7-tetrahydro-thieno[2,3-c]pyridyl), 5-(4,5,6,7-tetrahydro-thieno[2,3-c]pyridyl), 6-(4,5,6,7-tetrahydro-thieno[2,3-c]pyridyl), 7-(4,5,6,7-tetrahydro-thieno[2,3-c]pyridyl)), indolyl (1-indolyl, 2-indolyl, 3-indolyl, 4-indolyl, 5-indolyl, 6-indolyl, 7-indolyl), isoindolyl (1-isoindolyl, 2-isoindolyl, 3-isoindolyl, 4-isoindolyl, 5-isoindolyl, 6-isoindolyl, 7-isoindolyl), 1,3-dihydro-isoindolyl (1-(1,3-dihydro-isoindolyl), 2-(1,3-dihydro-isoindolyl), 3-(1,3-dihydro-isoindolyl), 4-(1,3-dihydro-isoindolyl), 5-(1,3-dihydro-isoindolyl), 6-(1,3-dihydro-isoindolyl), 7-(1,3-dihydro-isoindolyl)), indazole (1-indazolyl, 3-indazolyl, 4-indazolyl, 5-indazolyl, 6-indazolyl, 7-indazolyl), benzimidazolyl (1-benzimidazolyl, 2-benzimidazolyl, 4-benzimidazolyl, 5-benzimidazolyl, 6-benzimidazolyl, 7-benzimidazolyl, 8-benzimidazolyl), benzoxazolyl (1-benz-oxazolyl, 2-benzoxazolyl), benzothiazolyl (1-benzothiazolyl, 2-benzothiazolyl, 4-benzothiazolyl, 5-benzothiazolyl, 6-benzothiazolyl, 7-benzothiazolyl), benzo-[1,2,5]oxadiazolyl, (4-benzo[1,2,5]oxadiazole, 5-benzo[1,2,5]oxadiazole), carbazolyl (1-carbazolyl, 2-carbazolyl, 3-carbazolyl, 4-carbazolyl), piperidinyl (2-piperidinyl, 3-piperidinyl, 4-piperidinyl), pyrrolidinyl (1-pyrrolidinyl, 2-pyrrolidinyl, 3-pyrrolidinyl).

[0065] Certain of the above defined terms may occur more than once in the structural formulae, and upon such occurrence each term shall be defined independently of the other.

[0066] The term "optionally substituted" as used herein means that the groups in question are either unsubstituted or substituted with one or more of the substituents specified. When the groups in question are substituted with more than one substituent the substituents may be the same or different.

[0067] The term "treatment" is defined as the management and care of a patient for the purpose of combating or alleviating the disease, condition or disorder, and the term includes the administration of the active compound to prevent the onset of the symptoms or complications, or alleviating the symptoms or complications, or eliminating the disease, condition, or disorder.

[0068] The term "pharmaceutically acceptable" is defined as being suitable for administration to humans without adverse events.

[0069] The term "prodrug" is defined as a chemically modified form of the active drug, said prodrug being administered to the patient and subsequently being converted to the active drug. Techniques for development of prodrugs are well known in the art.

DETAILED DESCRIPTION OF THE INVENTION

[0070] One aspect of the present invention is the use of a fused 1,2,4-triazole, a pro-drug thereof, or a salt thereof with a pharmaceutically acceptable acid or base, or any optical isomer or mixture of optical isomers, including a racemic mixture, or any tautomeric forms for

a) modulation of the activity of 11 β HSD1; or

b) inhibition of 11 β HSD1,

in a patient in need thereof.

[0071] Another aspect of the present invention is the use of a fused 1,2,4-triazole, a pro-drug thereof, or a salt thereof with a pharmaceutically acceptable acid or base, or any optical isomer or mixture of optical isomers, including a racemic mixture, or any tautomeric forms for the preparation of a pharmaceutical composition for the treatment, prevention

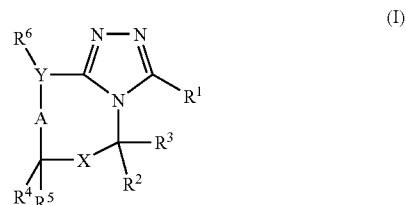
and/or prophylaxis of any disorder and disease where it is desirable to

a) modulate the activity of 11 β HSD1; or

b) inhibit 11 β HSD1,

in a patient in need thereof.

[0072] In another embodiment, the invention provides the present use of fused 1,2,4-triazoles, or prodrugs thereof is of the general formula (I)



wherein

R¹ is C₅-C₁₀cycloalkyl, C₅-C₁₀heterocycloalkyl, aryl, hetaryl, arylC₁-C₆alkyl or hetarylC₁-C₆alkyl, wherein the cycloalkyl, heterocycloalkyl, aryl, hetaryl and arylalkyl groups independently are optionally substituted with one or more of R⁷;

R² and R³ independently are hydrogen, C₁-C₆alkyl, aryl, hetaryl, arylC₁-C₆alkyl, hetarylC₁-C₆alkyl, aryloxy, hetaryloxy, arylC₁-C₆alkyloxy or hetarylC₁-C₆alkyloxy wherein the alkyl, aryl, hetaryl, arylalkyl and hetarylalkyl groups independently are optionally substituted with one or more of R⁸; or

R² and R³ together with the carbon atom to which they are attached, are forming a saturated or partially saturated cyclic ring system containing from 3 to 6 carbon atoms and from 0 to 2 additional heteroatoms selected from nitrogen, oxygen or sulphur, the ring system optionally being substituted with at least one of C₁-C₆alkyl, aryl, hetaryl, arylC₁-C₆alkyl, hetarylC₁-C₆alkyl, hydroxy, oxo, C₁-C₆alkyloxy, aryloxy, arylC₁-C₆alkyloxy or hetarylC₁-C₆alkyloxy;

R⁴ and R⁵ independently are hydrogen, halo, hydroxy, C₁-C₆alkyl, C₂-C₆alkenyl, C₂-C₆alkynyl, C₁-C₆alkyloxy, aryl, hetaryl, aryloxyC₁-C₆alkyl, aryloxyaryl, hetaryloxyaryl, aryloxyhetaryl, hetaryloxyhetaryl or arylC₁-C₆alkyloxyC₁-C₆alkyl wherein the alkyl, alkenyl, alkynyl, aryl and hetaryl groups independently are optionally substituted with one or more of R⁹; or

R⁴ and R⁵ together with the carbon atoms to which they are attached, are forming a saturated or partially saturated ring system containing from 5 to 8 carbon atoms and from 0 to 2 additional heteroatoms selected from nitrogen, oxygen or sulphur, the ring system optionally being substituted with at least one of C₁-C₆alkyl, aryl, arylC₁-C₆alkyl, NR¹⁰R¹¹, halo, trihalomethyl, trihalomethoxy, hydroxy, oxo, C₁-C₆alkyloxy, arylC₁-C₆alkyloxy, C₁-C₆alkyloxyC₁-C₆alkyl, C₁-C₆alkylcarbonyl, arylcarbonyl, arylC₁-C₆alkylcarbonyl, C₁-C₆alkylcarboxy, arylcarboxy or arylC₁-C₆alkylcarboxy; or

R⁴ and either R² or R³ together are forming a saturated or partially saturated bridge containing from 1 to 4 carbon atoms, the bridge can optionally be substituted with at least one of C₁-C₆alkyl, aryl, hetaryl, arylC₁-C₆alkyl or hetarylC₁-C₆alkyl;

R⁶ is hydrogen, C₁-C₆alkyl, aryl, hetaryl, arylC₁-C₆alkyl or hetarylC₁-C₆alkyl; or

R⁶ and either R⁴ or R⁵ together with the carbon atoms to which they are attached, are forming a saturated, partially saturated or aromatic ring system containing from 5 to 8 carbon atoms and from 0 to 2 additional heteroatoms selected from nitrogen, oxygen or sulphur, the ring system optionally being substituted with at least one of C₁-C₆alkyl, aryl, arylC₁-C₆alkyl, NR¹⁰R¹¹, halo, trihalomethyl, trihalomethoxy, hydroxy, oxo, C₁-C₆alkyloxy, arylC₁-C₆alkyloxy, C₁-C₆alkyloxyC₁-C₆alkyl, C₁-C₆alkylcarbonyl, arylcarbonyl, arylC₁-C₆alkylcarbonyl, C₁-C₆alkylcarboxy, arylcarboxy or arylC₁-C₆alkylcarboxy;

R⁷ and R⁸ independently are hydrogen, halo, hydroxy, cyano, nitro, C₁-C₆alkyl, C₁-C₆alkyloxy, trihalomethyl, trihalomethoxy, aryloxy, hetaryloxy, arylC₁-C₆alkyloxy, hetarylC₁-C₆alkyloxy, C₁-C₆alkyloxyC₁-C₆alkyl, aryloxyC₁-C₆alkyl, arylC₁-C₆alkyloxyC₁-C₆alkyl, C₁-C₆alkylcarbonyl, arylcarbonyl, hetarylcarbonyl, arylC₁-C₆alkylcarbonyl, arylC₁-C₆alkylcarbonyl, C₁-C₆alkyl-carboxy, arylcarboxy, hetarylcarboxy, arylC₁-C₆alkylcarboxy or hetarylC₁-C₆alkylcarboxy;

R⁹ is hydrogen, halo, hydroxy, cyano, C₁-C₆alkyl, methylenedioxy, trihalomethyl, trihalomethoxy, aryl, arylC₁-C₆alkyl, aryloxy, NR¹⁰R¹¹ or aryloxyC₁-C₆alkyl, wherein the aryl group is optionally substituted with one or more of R¹²;

R¹⁰ and R¹¹ independently are hydrogen, C₁-C₆alkyl, aryl or arylC₁-C₆alkyl wherein the alkyl and aryl groups independently are optionally substituted with one or more of R¹³; or R¹⁰ and R¹¹ together with the nitrogen to which they are attached, are forming a saturated or partially saturated cyclic, bicyclic or tricyclic ring system containing from 4 to 10 carbon atoms and from 0 to 2 additional heteroatoms selected from nitrogen, oxygen or sulfur, the ring system optionally being substituted with at least one of C₁-C₆alkyl, aryl, hetaryl, arylC₁-C₆alkyl, hydroxy, oxo, C₁-C₆alkyloxy, arylC₁-C₆alkyloxy, C₁-C₆alkyloxyC₁-C₆alkyl, C₁-C₆alkylcarbonyl, arylcarbonyl, arylC₁-C₆alkylcarbonyl, C₁-C₆alkylcarboxy, arylcarboxy or arylC₁-C₆alkyl-carboxy; R¹² is oxo or halo;

R¹³ is halo, hydroxy, cyano, C₁-C₆alkyl, C₁-C₆alkyloxy, NR¹⁴R¹⁵, methylenedioxy, trihalomethyl, or trihalomethoxy; R¹⁴ and R¹⁵ independently are hydrogen, C₁-C₆alkyl, aryl, hetaryl, arylC₁-C₆alkyl or hetarylC₁-C₆alkyl;

A is a single, double, triple or aromatic bond;

X is a chemical bond, (CR¹⁶R¹⁷)_n or NR¹⁰, wherein R¹⁶ and R¹⁷ independently are hydrogen, oxo or C₁-C₆alkyl, or X, together with either R² or R³, is a double bond;

Y is CR¹⁸ or nitrogen, wherein R¹⁸ is hydrogen, C₁-C₆alkyl, aryl, hetaryl, arylC₁-C₆alkyl or hetarylC₁-C₆alkyl; or

R¹⁸ and either R² or R³ together are forming a saturated or partially saturated cyclic ring system containing from 1 to 4 carbon atoms, the ring system can optionally be substituted with at least one of C₁-C₆alkyl, aryl, hetaryl, arylC₁-C₆alkyl or hetarylC₁-C₆alkyl; or

R¹⁸ with either R² or R³ and either R⁴ or R⁵ together are forming a saturated or partially saturated cyclic ring system having one common carbon atom containing from 8 to 12 carbon atoms, the ring system can optionally be substituted with at least one of C₁-C₆alkyl, aryl, hetaryl, arylC₁-C₆alkyl or hetarylC₁-C₆alkyl;

n is 0, 1 or 2; or

a salt thereof with a pharmaceutically acceptable acid or base, or any optical isomer or mixture of optical isomers, including a racemic mixture, or any tautomeric forms.

[0073] In another embodiment, the invention provides the present use of a fused 1,2,4-triazole, or a prodrug thereof is of the above general formula (I) wherein R¹ is C₅-C₁₀cycloalkyl, C₅-C₁₀hetcycloalkyl, aryl, hetaryl, or arylC₁-C₆alkyl, wherein the cycloalkyl, hetcycloalkyl, aryl, hetaryl and arylalkyl groups independently are optionally substituted with one or more of R⁷.

[0074] In another embodiment, the invention provides the present use of a fused 1,2,4-triazole, or a prodrug thereof is of the above general formula (I) wherein R¹ is C₅-C₁₀cycloalkyl, C₅-C₁₀hetcycloalkyl, aryl, wherein the cycloalkyl, hetcycloalkyl and aryl groups independently are optionally substituted with one or more of R⁷.

[0075] In another embodiment, the invention provides the present use of a fused 1,2,4-triazole, or a prodrug thereof is of the above general formula (I) wherein R¹ is C₅-C₁₀cycloalkyl optionally substituted with one or more of R⁷.

[0076] In another embodiment, the invention provides the present use of a fused 1,2,4-triazole, or a prodrug thereof is of the above general formula (I) wherein R¹ is C₅-C₁₀hetcycloalkyl optionally substituted with one or more of R⁷.

[0077] In another embodiment, the invention provides the present use of a fused 1,2,4-triazole, or a prodrug thereof is of the above general formula (I) wherein R¹ is aryl, optionally substituted with one or more of R⁷.

[0078] In another embodiment, the invention provides the present use of a fused 1,2,4-triazole, or a prodrug thereof is of the above general formula (I) wherein R¹ is hetaryl optionally substituted with one or more of R⁷.

[0079] In another embodiment, the invention provides the present use of a fused 1,2,4-triazole, or a prodrug thereof is of the above general formula (I) wherein R¹ is arylC₁-C₆alkyl optionally substituted with one or more of R⁷.

[0080] In another embodiment, the invention provides the present use of a fused 1,2,4-triazole, or a prodrug thereof of the general formula (I) wherein R² and R³ independently are hydrogen or C₁-C₆alkyl.

[0081] In another embodiment, the invention provides the present use of a fused 1,2,4-triazole, or a prodrug thereof of the general formula (I) wherein R² and R³ together with the carbon atom to which they are attached, are forming a saturated or partially saturated cyclic ring system containing from 3 to 6 carbon atoms and from 0 to 2 additional heteroatoms selected from nitrogen or oxygen, the ring system optionally being substituted with at least one of C₁-C₆alkyl, aryl, hetaryl, arylC₁-C₆alkyl, hetarylC₁-C₆alkyl, hydroxy, oxo, C₁-C₆alkyloxy, aryloxy, arylC₁-C₆alkyloxy or hetarylC₁-C₆alkyloxy.

[0082] In another embodiment, the invention provides the present use of a fused 1,2,4-triazole, or a prodrug thereof of the general formula (I) wherein R⁴ and R⁵ independently are hydrogen, C₁-C₆alkyl, C₁-C₆alkyloxy, aryloxyC₁-C₆alkyl, wherein the alkyl and aryl groups independently are optionally substituted with one or more of R⁹.

[0083] In another embodiment, the invention provides the present use of a fused 1,2,4-triazole, or a prodrug thereof of the general formula (I) wherein R⁴ and R⁵ together with the carbon atoms to which they are attached, are forming a saturated or partially saturated ring system containing from 5 to 8 carbon atoms and from 0 to 2 additional heteroatoms selected from nitrogen or oxygen, the ring system optionally being substituted with at least one of C₁-C₆alkyl.

[0084] In another embodiment, the invention provides the present use of a fused 1,2,4-triazole, or a prodrug thereof of the general formula (I) wherein R⁴ and either R² or R³ together are forming a saturated or partially saturated bridge containing from 1 to 4 carbon atoms, the bridge can optionally be substituted with at least one of C₁-C₆alkyl or arylC₁-C₆alkyl.

[0085] In another embodiment, the invention provides the present use of a fused 1,2,4-triazole, or a prodrug thereof of the general formula (I) wherein R⁶ is hydrogen or C₁-C₆alkyl.

[0086] In another embodiment, the invention provides the present use of a fused 1,2,4-triazole, or a prodrug thereof of the general formula (I) wherein R⁶ and either R⁴ or R⁵ together with the carbon atoms to which they are attached, are forming a saturated, partially saturated or aromatic ring system containing from 5 to 8 carbon atoms and from 0 to 2 additional heteroatoms selected from nitrogen or oxygen or sulphur, the ring system optionally being substituted with at least one of C₁-C₆alkyl, halo, trihalomethyl, C₁-C₆alkyloxy or arylC₁-C₆alkyloxy.

[0087] In another embodiment, the invention provides the present use of a fused 1,2,4-triazole, or a prodrug thereof of the general formula (I) wherein R⁷ and R³ independently are hydrogen, halo, hydroxy, cyano, C₁-C₆alkyl, C₁-C₆alkyloxy, trihalomethyl, trihalomethoxy, aryloxy, hetaryloxy, arylC₁-C₆alkyloxy, hetarylC₁-C₆alkyloxy, C₁-C₆alkyloxyC₁-C₆alkyl, aryloxyC₁-C₆alkyl or arylC₁-C₆alkyloxyC₁-C₆alkyl.

[0088] In another embodiment, the invention provides the present use of a fused 1,2,4-triazole, or a prodrug thereof of the general formula (I) wherein R⁹ is hydrogen.

[0089] In another embodiment, the invention provides the present use of a fused 1,2,4-triazole, or a prodrug thereof of the general formula (I) wherein A is a double or aromatic bond; X is (CR¹⁶R¹⁷)_n, wherein R¹⁶ and R¹⁷ independently are hydrogen or C₁-C₆alkyl and n is 1; Y is CR¹⁸ wherein R¹⁸ is hydrogen, C₁-C₆alkyl, aryl, hetaryl, arylC₁-C₆alkyl or hetarylC₁-C₆alkyl; R⁶ and either R⁴ or R⁵ together with the carbon atoms to which they are attached, are forming an aromatic ring system containing 6 carbon atoms, the ring system optionally being substituted with at least one of C₁-C₆alkyl, aryl, arylC₁-C₆alkyl, NR¹⁰R¹¹, halo, trihalomethyl, trihalomethoxy, hydroxy, oxo, C₁-C₆alkyloxy, arylC₁-C₆alkyloxy, C₁-C₆alkyloxyC₁-C₆alkyl, C₁-C₆alkylcarbonyl, arylcarbonyl, arylC₁-C₆alkylcarbonyl, C₁-C₆alkylcarboxy, arylcarboxy or arylC₁-C₆alkylcarboxy.

[0090] In another embodiment, the invention provides the present use of a fused 1,2,4-triazole, or a prodrug thereof of the general formula (I) wherein A is a double or aromatic bond.

[0091] In another embodiment, the invention provides the present use of a fused 1,2,4-triazole, or a prodrug thereof of the general formula (I) wherein X is (CR¹⁶R¹⁷)_n, wherein R¹⁶ and R¹⁷ independently are hydrogen or C₁-C₆alkyl and n is 1.

[0092] In another embodiment, the invention provides the present use of a fused 1,2,4-triazole, or a prodrug thereof of the general formula (I) wherein Y is CR¹⁸ wherein R¹⁸ is hydrogen, C₁-C₆alkyl, aryl, hetaryl, arylC₁-C₆alkyl or hetarylC₁-C₆alkyl.

[0093] In another embodiment, the invention provides the present use of the fused 1,2,4-triazoles, or a prodrug thereof of general formula (I) selected from the group consisting of:

[0094] 3-(2-Bromo-phenyl)-6,7,8,9-tetrahydro-5H-[1,2,4]triazolo[4,3-a]azepine;

[0095] 3-Phenyl-[1,2,4]triazolo[3,4-a]isoquinoline;

[0096] (2-Methoxy-benzyl)-(3-phenyl-[1,2,4]triazolo[4,3-b]pyridazin-6-yl)-amine;

[0097] 3-(2-Fluoro-phenyl)-5-(4-methoxy-phenoxy)-[1,2,4]triazolo[4,3-c]quinazoline;

[0098] 3-Phenyl-6,7,8,9-tetrahydro-5H-[1,2,4]triazolo[4,3-a]azepine;

[0099] 3-(4-Chloro-phenyl)-6,7,8,9-tetrahydro-5H-[1,2,4]triazolo[4,3-a]azepine;

[0100] 3-(3-Chloro-phenyl)-6,7,8,9-tetrahydro-5H-[1,2,4]triazolo[4,3-a]azepine;

[0101] 3-(3,4-Dichloro-phenyl)-6,7,8,9-tetrahydro-5H-[1,2,4]triazolo[4,3-a]azepine;

[0102] 5,5-Dimethyl-3-thiophen-2-yl-5,6-dihydro-[1,2,4]triazolo[3,4-a]isoquinoline;

[0103] 3-(2-Chloro-phenyl)-6,7,8,9-tetrahydro-5H-[1,2,4]triazolo[4,3-a]azepine;

[0104] 5,5-Dimethyl-3-(3,4,5-trimethoxy-phenyl)-5,6-dihydro-[1,2,4]triazolo[3,4-a]isoquinoline;

[0105] 3-Furan-2-yl-5,5-dimethyl-5,6-dihydro-[1,2,4]triazolo[3,4-a]isoquinoline;

[0106] 3-(3-Bromo-phenyl)-6,7,8,9-tetrahydro-5H-[1,2,4]triazolo[4,3-a]azepine;

[0107] 3-(4-Bromo-phenyl)-5,5-dimethyl-5,6-dihydro-[1,2,4]triazolo[3,4-a]isoquinoline;

[0108] 4-(5,5-Dimethyl-5,6-dihydro-[1,2,4]triazolo[3,4-a]isoquinolin-3-yl)-phenol;

[0109] 3-(4-Methoxy-phenyl)-5,5,8,9-tetramethyl-5,6-dihydro-[1,2,4]triazolo[3,4-a]isoquinoline;

[0110] 5,5-Dimethyl-3-phenyl-5,6-dihydro-[1,2,4]triazolo[3,4-a]isoquinoline;

[0111] 3-(5,5-Dimethyl-5,6-dihydro-[1,2,4]triazolo[3,4-a]isoquinolin-3-yl)-phenol;

[0112] 5,5-Dimethyl-3-p-tolyl-5,6-dihydro-[1,2,4]triazolo[3,4-a]isoquinoline;

[0113] 5,5-Dimethyl-3-thiophen-2-yl-5,6-dihydro-[1,2,4]triazolo[3,4-a]isoquinoline;

[0114] 7,10-Dimethoxy-5,5-dimethyl-3-phenyl-5,6-dihydro-[1,2,4]triazolo[3,4-a]isoquinoline;

[0115] 3-(2,4-Dichloro-phenyl)-6,6-dimethyl-5,6,7,8-tetrahydro-[1,2,4]triazolo[4,3-a]pyrimidine;

[0116] 2-(6,6-Dimethyl-5,6,7,8-tetrahydro-[1,2,4]triazolo[4,3-a]pyrimidin-3-yl)-phenol;

[0117] 3-(2-Chloro-phenyl)-6,6-dimethyl-5,6,7,8-tetrahydro-[1,2,4]triazolo[4,3-a]pyrimidine;

[0118] 4-Benzyl-3,5-di-p-tolyl-4H-[1,2,4]triazole;

[0119] 3-p-Tolyl-6,7,8,9-tetrahydro-5H-[1,2,4]triazolo[4,3-a]azepine;

[0120] 3-(4-Methoxy-phenyl)-6,7,8,9-tetrahydro-5H-[1,2,4]triazolo[4,3-a]azepine;

[0121] 3-Pyridin-4-yl-6,7,8,9-tetrahydro-5H-[1,2,4]triazolo[4,3-a]azepine;

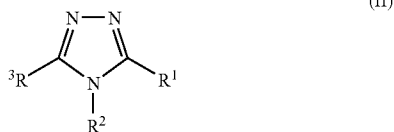
[0122] 3-(4-Bromo-phenyl)-6,7,8,9-tetrahydro-5H-[1,2,4]triazolo[4,3-a]azepine;

[0123] 3-Furan-2-yl-5,5,8,9-tetramethyl-5,6-dihydro-[1,2,4]triazolo[3,4-a]isoquinoline;

[0124] 6,6-Dimethyl-3-(2-nitro-phenyl)-5,6,7,8-tetrahydro-[1,2,4]triazolo[4,3-a]pyrimidine;

[0125] 3-(2,4-Dichloro-phenyl)-5,5-dimethyl-5,6-dihydro-[1,2,4]triazolo[3,4-a]isoquinoline; or a salt thereof with a pharmaceutically acceptable acid or base, or any optical isomer or mixture of optical isomers, including a racemic mixture, or any tautomeric forms.

[0126] In another embodiment, the present invention is concerned with the fused 1,2,4-triazoles or prodrugs thereof of the general formula (II)

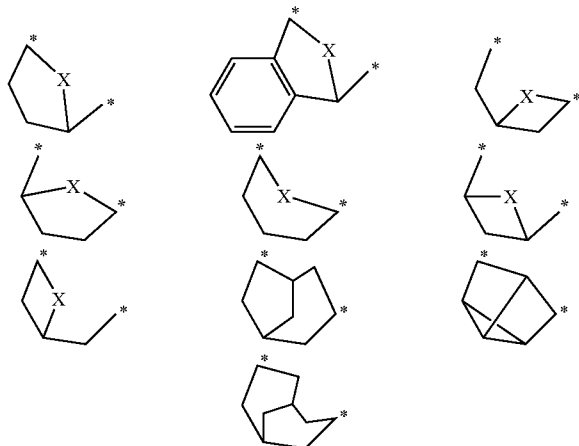


wherein

R¹ is aryl or hetaryl, wherein the aryl and hetaryl groups independently are optionally substituted with one or more of R⁷;

R² and R³ together with the atoms to which they are connected forms a C₅-C₁₀cycloalkyl or C₅-C₁₀heterocycloalkyl, wherein the cycloalkyl and heterocycloalkyl rings independently are optionally substituted with one or more of R⁸; or

R² and R³ are connected to one of the following ring systems at the carbon atoms marked with an asterisk (*)



wherein the ring systems independently are optionally substituted with one or more R⁸;

R⁷ is hydrogen, halo, hydroxy, cyano, nitro, C₁-C₆alkyl, C₁-C₆alkyloxy, trihalomethyl, trihalomethoxy, aryloxy, hetaryloxy, NR⁹R¹⁰, arylC₁-C₆alkyloxy, hetarylC₁-C₆alkyloxy, C₁-C₆alkyloxyC₁-C₆alkyl, aryloxyC₁-C₆alkyl, arylC₁-C₆alkyloxyC₁-C₆alkyl, C₁-C₆alkylcarbonyl, arylcarbonyl, hetarylcarbonyl, arylC₁-C₆alkylcarbonyl, hetarylC₁-C₆alkylcarbonyl, C₁-C₆alkyl-carboxy, arylcarboxy, hetarylcarboxy, arylC₁-C₆alkylcarboxy or hetarylC₁-C₆alkylcarboxy;

R⁸ is hydrogen, C₁-C₆alkyl, halo, aryl, hetaryl, arylC₁-C₆alkyl, NR⁹R¹⁰, trihalomethyl, trihalomethoxy, hydroxy, oxo, C₁-C₆alkyloxy, aryloxy, arylC₁-C₆alkyloxy, hetarylC₁-C₆alkyloxy, C₁-C₆alkyloxyC₁-C₆alkyl, C₁-C₆alkylcarbonyl, arylcarbonyl, arylC₁-C₆alkylcarbonyl, C₁-C₆alkylcarboxy, arylcarboxy or arylC₁-C₆alkylcarboxy;

R⁹ and R¹⁰ independently are hydrogen, C₁-C₆alkyl, aryl or arylC₁-C₆alkyl wherein the alkyl and aryl groups independently are optionally substituted with one or more of R¹¹; or R⁹ and R¹⁰ together with the nitrogen to which they are attached, are forming a saturated or partially saturated cyclic,

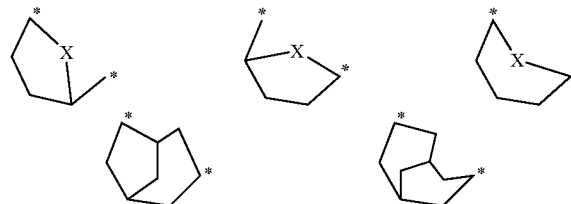
bicyclic or tricyclic ring system containing from 4 to 10 carbon atoms and from 0 to 2 additional heteroatoms selected from nitrogen, oxygen or sulfur, the ring system optionally being substituted with at least one of C₁-C₆alkyl, aryl, hetaryl, arylC₁-C₆alkyl, hydroxy, oxo, C₁-C₆alkyloxy, arylC₁-C₆alkyloxy, C₁-C₆alkyloxyC₁-C₆alkyl, C₁-C₆alkylcarbonyl, arylcarbonyl, arylC₁-C₆alkylcarbonyl, C₁-C₆alkylcarboxy, arylcarboxy or arylC₁-C₆alkylcarboxy; R¹¹ is C₁-C₆alkyl, oxo or halo; X is (CR¹²R¹³)_n, wherein R¹² and R¹³ independently are hydrogen, oxo, hydroxy or C₁-C₆alkyl; and n is 1 or 2; or

a salt thereof with a pharmaceutically acceptable acid or base, or any optical isomer or mixture of optical isomers, including a racemic mixture, or any tautomeric forms.

[0127] In another embodiment of the present invention, in formula (II) R¹ is aryl optionally substituted with R⁷ as defined above.

[0128] In another embodiment of the present invention, in formula (II) R¹ is phenyl optionally substituted with R⁷ as defined above.

[0129] In another embodiment of the present invention, in formula (II) R² and R³ are connected to one of the following ring systems at the carbon atoms marked with an asterisk (*)

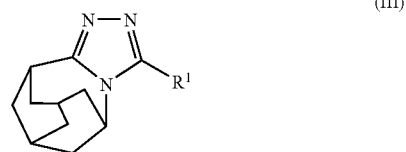


wherein the ring systems independently are optionally substituted with one or more R⁸ as defined above.

[0130] In another embodiment of the present invention, in formula (II) R⁷ is hydrogen, halo, hydroxy, cyano, C₁-C₆alkyl, C₁-C₆alkyloxy, trihalomethyl, aryloxy, arylC₁-C₆alkyloxy, hetarylC₁-C₆alkyloxy, C₁-C₆alkyloxyC₁-C₆alkyl, aryloxyC₁-C₆alkyl or arylC₁-C₆alkyloxyC₁-C₆alkyl.

[0131] In another embodiment of the present invention, in formula (II) R³ is hydrogen, C₁-C₆alkyl or halo.

[0132] In another embodiment, the present invention is concerned with the fused 1,2,4-triazoles or prodrugs thereof of the general formula (III)



wherein

R¹ is aryl or hetaryl, wherein the aryl and hetaryl groups independently are optionally substituted with one or more of R⁷;

R⁷ is hydrogen, halo, hydroxy, cyano, nitro, C₁-C₆alkyl, C₁-C₆alkyloxy, trihalomethyl, trihalomethoxy, aryloxy,

hetaryloxy, NR⁹R¹⁰, arylC₁-C₆alkyloxy, hetarylC₁-C₆alkyloxy, C₁-C₆alkyloxyC₁-C₆alkyl, aryloxyC₁-C₆alkyl, arylC₁-C₆alkyloxyC₁-C₆alkyl, C₁-C₆alkylcarbonyl, arylcarbonyl, hetarylcarbonyl, arylC₁-C₆alkylcarbonyl, hetarylC₁-C₆alkylcarbonyl, C₁-C₆alkyl-carboxy, arylcarboxy, hetarylcarboxy, arylC₁-C₆alkylcarboxy or hetarylC₁-C₆alkylcarboxy;

R⁹ and R¹⁰ independently are hydrogen, C₁-C₆alkyl, aryl or arylC₁-C₆alkyl wherein the alkyl and aryl groups independently are optionally substituted with one or more of R¹¹; or R⁹ and R¹⁰ together with the nitrogen to which they are attached, are forming a saturated or partially saturated cyclic, bicyclic or tricyclic ring system containing from 4 to 10 carbon atoms and from 0 to 2 additional heteroatoms selected from nitrogen, oxygen or sulfur, the ring system optionally being substituted with at least one of C₁-C₆alkyl, aryl, hetaryl, arylC₁-C₆alkyl, hydroxy, oxo, C₁-C₆alkyloxy, arylC₁-C₆alkyloxy, C₁-C₆alkyloxyC₁-C₆alkyl, C₁-C₆alkylcarbonyl, arylcarbonyl, arylC₁-C₆alkylcarbonyl, C₁-C₆alkylcarboxy, arylcarboxy or arylC₁-C₆alkylcarboxy;

R¹¹ is C₁-C₆alkyl, oxo or halo;

salt thereof with a pharmaceutically acceptable acid or base, or any optical isomer or mixture of optical isomers, including a racemic mixture, or any tautomeric forms.

[0133] In another embodiment of the present invention, in formula (III) R¹ is aryl optionally substituted with R⁷ as defined above.

[0134] In another embodiment of the present invention, in formula (III) R¹ is phenyl optionally substituted with R⁷ as defined above.

[0135] In another embodiment of the present invention, in formula (III) R¹ is phenyl substituted in the ortho position.

[0136] In another embodiment of the present invention, in formula (III) R¹ is phenyl substituted in both the ortho and para position.

[0137] In another embodiment of the present invention, in formula (III) R⁷ is halo, hydroxy, cyano, C₁-C₆alkyl, C₁-C₆alkyloxy, trihalomethyl, trihalomethoxy, aryloxy, hetaryloxy, NR⁹R¹⁰, arylC₁-C₆alkyloxy, hetarylC₁-C₆alkyloxy, C₁-C₆alkyloxyC₁-C₆alkyl, aryloxyC₁-C₆alkyl, arylC₁-C₆alkyloxyC₁-C₆alkyl, C₁-C₆alkylcarbonyl, arylcarbonyl, hetarylcarbonyl, arylC₁-C₆alkyl-carbonyl or hetarylC₁-C₆alkylcarbonyl; wherein R⁹ and R¹⁰ are defined as above.

[0138] In another embodiment of the present invention, in formula (III) R⁷ is C₁-C₆alkyloxy, trihalomethoxy, aryloxy, hetaryloxy, arylC₁-C₆alkyloxy, hetarylC₁-C₆alkyloxy, C₁-C₆alkyloxyC₁-C₆alkyl, aryloxyC₁-C₆alkyl or arylC₁-C₆alkyloxyC₁-C₆alkyl.

[0139] In another embodiment, the present invention is concerned with the fused 1,2,4-triazoles or prodrugs thereof selected from the group consisting of the compounds of examples 1, 1a-1h and 2.

[0140] The compounds of the present invention have asymmetric centres and may occur as racemates, racemic mixtures, and as individual enantiomers or diastereoisomers, with all isomeric forms being included in the present invention as well as mixtures thereof.

[0141] The present invention also encompasses pharmaceutically acceptable salts of the present compounds. Such salts include pharmaceutically acceptable acid addition salts, pharmaceutically acceptable base addition salts, pharmaceutically acceptable metal salts, ammonium and alkylated

ammonium salts. Acid addition salts include salts of inorganic acids as well as organic acids. Representative examples of suitable inorganic acids include hydrochloric, hydrobromic, hydroiodic, phosphoric, sulfuric, nitric acids and the like. Representative examples of suitable organic acids include formic, acetic, trichloroacetic, trifluoroacetic, propionic, benzoic, cinnamic, citric, fumaric, glycolic, lactic, maleic, malic, malonic, mandelic, oxalic, picric, pyruvic, salicylic, succinic, methanesulfonic, ethanesulfonic, tartaric, ascorbic, pamoic, bismethylene salicylic, ethanedisulfonic, gluconic, citraconic, aspartic, stearic, palmitic, EDTA, glycolic, p-aminobenzoic, glutamic, benzenesulfonic, p-toluenesulfonic acids, sulphates, nitrates, phosphates, perchlorates, borates, acetates, benzoates, hydroxynaphthoates, glycerophosphates, ketoglutarates and the like. Further examples of pharmaceutically acceptable inorganic or organic acid addition salts include the pharmaceutically acceptable salts listed in J. Pharm. Sci., 66, 2 (1977), which is incorporated herein by reference. Examples of metal salts include lithium, sodium, potassium, barium, calcium, magnesium, zinc, calcium salts and the like. Examples of amines and organic amines include ammonium, methylamine, dimethylamine, trimethylamine, ethylamine, diethylamine, propylamine, butylamine, tetramethylamine, ethanolamine, diethanolamine, triethanolamine, meglumine, ethylenediamine, choline, N,N'-dibenzylethylenediamine, N-benzylphenylethylamine, N-methyl-D-glucamine, guanidine and the like. Examples of cationic amino acids include lysine, arginine, histidine and the like.

[0142] Further, some of the compounds of the present invention may form solvates with water or common organic solvents. Such solvates are encompassed within the scope of the invention.

[0143] The pharmaceutically acceptable salts are prepared by reacting a compound of the present invention with 1 to 4 equivalents of a base such as sodium hydroxide, sodium methoxide, sodium hydride, potassium tert-butoxide, calcium hydroxide, magnesium hydroxide and the like, in solvents like ether, THF, methanol, tert-butanol, dioxane, isopropanol, ethanol etc. Mixtures of solvents may be used. Organic bases like lysine, arginine, diethanolamine, choline, guanidine and their derivatives etc. may also be used. Alternatively, acid addition salts wherever applicable are prepared by treatment with acids such as hydrochloric acid, hydrobromic acid, nitric acid, sulfuric acid, phosphoric acid, p-toluenesulfonic acid, methanesulfonic acid, acetic acid, citric acid, maleic acid salicylic acid, hydroxynaphthoic acid, ascorbic acid, palmitic acid, succinic acid, benzoic acid, benzenesulfonic acid, tartaric acid and the like in solvents like ethyl acetate, ether, alcohols, acetone, THF, dioxane etc. Mixture of solvents may also be used.

[0144] The stereoisomers of the compounds forming part of this invention may be prepared by using reactants in their single enantiomeric form in the process wherever possible or by conducting the reaction in the presence of reagents or catalysts in their single enantiomer form or by resolving the mixture of stereoisomers by conventional methods. Some of the preferred methods include use of microbial resolution, enzymatic resolution, resolving the diastereomeric salts formed with chiral acids such as mandelic acid, camphorsulfonic acid, tartaric acid, lactic acid, and the like wherever applicable or chiral bases such as brucine, (R)- or (S)-phenylethylamine, cinchona alkaloids and their derivatives and the like. Commonly used methods are compiled by Jaques et

al. in "Enantiomers, Racemates and Resolution" (Wiley Interscience, 1981). More specifically the compound of the present invention may be converted to a 1:1 mixture of diastereomeric amides by treating with chiral amines, aminoacids, aminoalcohols derived from aminoacids; conventional reaction conditions may be employed to convert acid into an amide; the diastereomers may be separated either by fractional crystallization or chromatography and the stereoisomers of compound of formula I may be prepared by hydrolysing the pure diastereomeric amide.

[0145] Various polymorphs of the compounds forming part of this invention may be prepared by crystallization of said compounds under different conditions. For example, using different solvents commonly used or their mixtures for recrystallization; crystallizations at different temperatures; various modes of cooling, ranging from very fast to very slow cooling during crystallizations. Polymorphs may also be obtained by heating or melting the compound followed by gradual or fast cooling. The presence of polymorphs may be determined by solid probe nmr spectroscopy, ir spectroscopy, differential scanning calorimetry, powder X-ray diffraction or such other techniques.

[0146] The invention also encompasses prodrugs of the present compounds, which on administration undergo chemical conversion by metabolic processes before becoming active pharmacological substances. In general, such prodrugs will be functional derivatives of the present compounds, which are readily convertible in vivo into the required compound of the present invention. Conventional procedures for the selection and preparation of suitable prodrug derivatives are described, for example, in "Design of Prodrugs", ed. H. Bundgaard, Elsevier, 1985.

[0147] It is a well known problem in drug discovery that compounds, such as enzyme inhibitors, may be very potent and selective in biochemical assays, yet be inactive in vivo. This lack of so-called bioavailability may be ascribed to a number of different factors such as lack of or poor absorption in the gut, first pass metabolism in the liver and/or poor uptake in cells. Although the factors determining bioavailability are not completely understood, there are many examples in the scientific literature—well known to those skilled in the art—of how to modify compounds, which are potent and selective in biochemical assays but show low or no activity in vivo, into drugs that are biologically active.

[0148] It is within the scope of the invention to modify the compounds of the present invention, termed the 'original compound', by attaching chemical groups that will improve the bioavailability of said compounds in such a way that the uptake in cells or mammals is facilitated.

[0149] Examples of said modifications, which are not intended in any way to limit the scope of the invention, include changing of one or more carboxy groups to esters (for instance methyl esters, ethyl esters, tert-butyl, acetoxymethyl, pivaloyloxymethyl esters or other acyloxymethyl esters). Compounds of the invention, original compounds, such modified by attaching chemical groups are termed 'modified compounds'.

[0150] The invention also encompasses active metabolites of the present compounds.

[0151] The compounds according to the invention alter, and more specifically, reduce the level of active intracellular glucocorticoid and are accordingly useful for the treatment, prevention and/or prophylaxis of disorders and diseases in which such a modulation or reduction is beneficial.

[0152] Accordingly, the present compounds may be applicable for the treatment, prevention and/or prophylaxis of the metabolic syndrome, insulin resistance, dyslipidemia, hypertension, obesity, type 2 diabetes, impaired glucose tolerance (IGT), impaired fasting glucose (IFG), Latent Autoimmune Diabetes in the Adult (LADA), type 1 diabetes, diabetic late complications including cardiovascular diseases, cardiovascular disorders, disorders of lipid metabolism, neurodegenerative and psychiatric disorders, dysregulation of intraocular pressure including glaucoma, immune disorders, inappropriate immune responses, musculo-skeletal disorders, gastrointestinal disorders, polycystic ovarie syndrome (PCOS), reduced hair growth or other diseases, disorders or conditions that are influenced by intracellular glucocorticoid levels, adverse effects of increased blood levels of active endogenous or exogenous glucocorticoid, and any combination thereof, adverse effects of increased plasma levels of endogenous active glucocorticoid, Cushing's disease, Cushing's syndrome, adverse effects of glucocorticoid receptor agonist treatment of autoimmune diseases, adverse effects of glucocorticoid receptor agonist treatment of inflammatory diseases, adverse effects of glucocorticoid receptor agonist treatment of diseases with an inflammatory component, adverse effects of glucocorticoid receptor agonist treatment as a part of cancer chemotherapy, adverse effects of glucocorticoid receptor agonist treatment for surgical/post-surgical or other trauma, adverse effects of glucocorticoid receptor agonist therapy in the context of organ or tissue transplantation or adverse effects of glucocorticoid receptor agonist treatment in other diseases, disorders or conditions where glucocorticoid receptor agonists provide clinically beneficial effects.

[0153] More specifically the present compounds may be applicable for the treatment, prevention and/or prophylaxis of the metabolic syndrome, type 2 diabetes, diabetes as a consequence of obesity, insulin resistance, hyperglycemia, prandial hyperglycemia, hyperinsulinemia, inappropriately low insulin secretion, impaired glucose tolerance (IGT), impaired fasting glucose (IFG), increased hepatic glucose production, type 1 diabetes, LADA, pediatric diabetes, dyslipidemia, diabetic dyslipidemia, hyperlipidemia, hypertriglyceridemia, hyperlipoproteinemia, hypercholesterolemia, decreased HDL cholesterol, impaired LDL/HDL ratio, other disorders of lipid metabolism, obesity, visceral obesity, obesity as a consequence of diabetes, increased food intake, hypertension, diabetic late complications, micro-/macroalbuminuria, nephropathy, retinopathy, neuropathy, diabetic ulcers, cardiovascular diseases, arteriosclerosis, atherosclerosis, coronary artery disease, cardiac hypertrophy, myocardial ischemia, heart insufficiency, congestional heart failure, stroke, myocardial infarction, arrhythmia, decreased blood flow, erectile dysfunction (male or female), myopathy, loss of muscle tissue, muscle wasting, muscle catabolism, osteoporosis, decreased linear growth, neurodegenerative and psychiatric disorders, Alzheimers disease, neuronal death, impaired cognitive function, depression, anxiety, eating disorders, appetite regulation, migraine, epilepsy, addiction to chemical substances, disorders of intraocular pressure, glaucoma, polycystic ovary syndrome (PCOS), inappropriate immune responses, inappropriate T helper-1/T helper-2 polarisation, bacterial infections, mycobacterial infections, fungal infections, viral infections, parasitic infestations, suboptimal responses to immunizations, immune dysfunction, partial or complete baldness, or other diseases, disorders or conditions that are influenced by intracellular glucocorticoid levels, and

any combination thereof, adverse effects of glucocorticoid receptor agonist treatment of allergic-inflammatory diseases such as asthma and atopic dermatitis, adverse effects of glucocorticoid receptor agonist treatment of disorders of the respiratory system e.g. asthma, cystic fibrosis, emphysema, bronchitis, hypersensitivity, pneumonitis, eosinophilic pneumonias, pulmonary fibrosis, adverse effects of glucocorticoid receptor agonist treatment of inflammatory bowel disease such as Crohn's disease and ulcerative colitis; adverse effects of glucocorticoid receptor agonist treatment of disorders of the immune system, connective tissue and joints e.g. reactive arthritis, rheumatoid arthritis, Sjögren's syndrome, systemic lupus erythematosus, lupus nephritis, Henoch-Schonlein purpura, Wegener's granulomatosis, temporal arteritis, systemic sclerosis, vasculitis, sarcoidosis, dermatomyositis-polymyositis, pemphigus vulgaris; adverse effects of glucocorticoid receptor agonist treatment of endocrinological diseases such as hyperthyroidism, hypoaldosteronism, hypopituitarism; adverse effects of glucocorticoid receptor agonist treatment of hematological diseases e.g. hemolytic anemia, thrombocytopenia, paroxysmal nocturnal hemoglobinuria; adverse effects of glucocorticoid receptor agonist treatment of cancer such as spinal cord diseases, neoplastic compression of the spinal cord, brain tumours, acute lymphoblastic leukemia, Hodgkin's disease, chemotherapy-induced nausea, adverse effects of glucocorticoid receptor agonist treatment of diseases of muscle and at the neuro-muscular joint e.g. myasthenia gravis and hereditary myopathies (e.g. Duchenne muscular dystrophy), adverse effects of glucocorticoid receptor agonist treatment in the context of surgery & transplantation e.g. trauma, post-surgical stress, surgical stress, renal transplantation, liver transplantation, lung transplantation, pancreatic islet transplantation, blood stem cell transplantation, bone marrow transplantation, heart transplantation, adrenal gland transplantation, tracheal transplantation, intestinal transplantation, corneal transplantation, skin grafting, keratoplasty, lens implantation and other procedures where immunosuppression with glucocorticoid receptor agonists is beneficial; adverse effects of glucocorticoid receptor agonist treatment of brain abscess, nausea/vomiting, infections, hypercalcemia, adrenal hyperplasia, autoimmune hepatitis, spinal cord diseases, saccular aneurysms or adverse effects to glucocorticoid receptor agonist treatment in other diseases, disorders and conditions where glucocorticoid receptor agonists provide clinically beneficial effects.

[0154] Accordingly, in a further aspect the invention relates to a compound according to the invention for use as a pharmaceutical composition.

[0155] The invention also relates to pharmaceutical compositions comprising, as an active ingredient, at least one compound according to the invention together with one or more pharmaceutically acceptable carriers or diluents.

[0156] The pharmaceutical composition is preferably in unit dosage form, comprising from about 0.05 mg/day to about 2000 mg/day, preferably from about 1 mg/day to about 500 mg/day of a compound according to the invention.

[0157] In another embodiment, the patient is treated with a compound according to the invention for at least about 1 week, for at least about 2 weeks, for at least about 4 weeks, for at least about 2 months or for at least about 4 months.

[0158] In yet another embodiment, the pharmaceutical composition is for oral, nasal, transdermal, pulmonary or parenteral administration.

[0159] Furthermore, the invention relates to the use of a compound according to the invention for the preparation of a pharmaceutical composition for the treatment, prevention and/or prophylaxis of disorders and diseases wherein a modulation or an inhibition of the activity of 11 β HSD1 is beneficial.

[0160] The invention also relates to a method for the treatment, prevention and/or prophylaxis of disorders and diseases wherein a modulation or an inhibition of the activity of 11 β HSD1 is beneficial, the method comprising administering to a subject in need thereof an effective amount of a compound according to the invention.

[0161] In a preferred embodiment of the invention the present compounds are used for the preparation of a medicament for the treatment, prevention and/or prophylaxis of any diseases and conditions that are influenced by intracellular glucocorticoid levels as mentioned above.

[0162] Thus, in a preferred embodiment of the invention the present compounds are used for the preparation of a medicament for the treatment, prevention and/or prophylaxis of conditions and disorders where a decreased level of active intracellular glucocorticoid is desirable, such as the conditions and diseases mentioned above.

[0163] In yet a preferred embodiment of the invention the present compounds are used for the preparation of a medicament for the treatment, prevention and/or prophylaxis of the metabolic syndrome including insulin resistance, dyslipidemia, hypertension and obesity.

[0164] In yet another preferred embodiment of the invention the present compounds are used for the preparation of a medicament for the treatment, prevention and/or prophylaxis of type 2 diabetes, impaired glucose tolerance (IGT), impaired fasting glucose (IFG).

[0165] In yet another preferred embodiment of the invention the present compounds are used for the preparation of a pharmaceutical composition for the delaying or prevention of the progression from IGT to type 2 diabetes.

[0166] In yet another preferred embodiment of the invention the present compounds are used for the preparation of a pharmaceutical composition for the delaying or prevention of the progression of the metabolic syndrome into type 2 diabetes.

[0167] In still another preferred embodiment of the invention the present compounds are used for the preparation of a pharmaceutical composition for the treatment, prevention and/or prophylaxis of diabetic late complications including cardiovascular diseases; arteriosclerosis; atherosclerosis.

[0168] In a further preferred embodiment of the invention the present compounds are used for the preparation of a pharmaceutical composition for the treatment, prevention and/or prophylaxis of neurodegenerative and psychiatric disorders.

[0169] In yet a further preferred embodiment of the invention the present compounds are used for the preparation of a pharmaceutical composition for the treatment, prevention and/or prophylaxis of adverse effects of glucocorticoid receptor agonist treatment or therapy.

[0170] In another embodiment of the present invention, the route of administration may be any route which effectively transports a compound according to the invention to the appropriate or desired site of action, such as oral, nasal, buccal, transdermal, pulmonary, or parenteral.

[0171] In still a further aspect of the invention the present compounds are administered in combination with one or

more further active substances in any suitable ratios. Such further active substances may e.g. be selected from antiobesity agents, antidiabetics, agents modifying the lipid metabolism, antihypertensive agents, glucocorticoid receptor agonists, agents for the treatment and/or prevention of complications resulting from or associated with diabetes and agents for the treatment and/or prevention of complications and disorders resulting from or associated with obesity.

[0172] Thus, in a further aspect of the invention the present compounds may be administered in combination with one or more antiobesity agents or appetite regulating agents. Such agents may be selected from the group consisting of CART (cocaine amphetamine regulated transcript) agonists, NPY (neuropeptide Y) antagonists, MC4 (melano-cortin 4) agonists, orexin antagonists, TNF (tumor necrosis factor) agonists, CRF (corticotropin releasing factor) agonists, CRF BP (corticotropin releasing factor binding protein) antagonists, urocortin agonists, $\beta 3$ agonists, MSH (melanocyte-stimulating hormone) agonists, MCH (melanocyte-concentrating hormone) antagonists, CCK (cholecystokinin) agonists, serotonin re-uptake inhibitors, serotonin and noradrenaline re-uptake inhibitors, mixed serotonin and noradrenergic compounds, 5HT (serotonin) agonists, bombesin agonists, galanin antagonists, growth hormone, growth hormone releasing compounds, TRH (thyrotropin releasing hormone) agonists, UCP 2 or 3 (uncoupling protein 2 or 3) modulators, leptin agonists, DA agonists (bromocriptin, dorexipin), lipase/amylase inhibitors, PPAR (peroxisome proliferator-activated receptor) modulators, RXR (retinoid X receptor) modulators, TR β agonists, AGRP (Agouti related protein) inhibitors, H3 histamine antagonists, opioid antagonists (such as naltrexone), exendin-4, GLP-1 and ciliary neurotrophic factor.

[0173] In one embodiment of the invention the antiobesity agent is leptin; dexamphetamine or amphetamine; fenfluramine or dexfenfluramine; sibutramine; orlistat; mazindol or phentermine.

[0174] Suitable antidiabetic agents include insulin, insulin analogues and derivatives such as those disclosed in EP 792 290 (Novo Nordisk A/S), e.g. N^{e29}-tetradecanoyl des (B30) human insulin, EP 214 826 and EP 705 275 (Novo Nordisk A/S), e.g. AsP^{B28} human insulin, U.S. Pat. No. 5,504,188 (Eli Lilly), e.g. Lys^{B28} Pro^{B29} human insulin, EP 368 187 (Aventis), e.g. Lantus, which are all incorporated herein by reference, GLP-1 (glucagon like peptide-1) and GLP-1 derivatives such as those disclosed in WO 98/08871 to Novo Nordisk A/S, which is incorporated herein by reference as well as orally active hypoglycaemic agents.

[0175] The orally active hypoglycaemic agents preferably comprise sulphonylureas, biguanides, meglitinides, glucosidase inhibitors, glucagon antagonists such as those disclosed in WO 99/01423 to Novo Nordisk A/S and Agouron Pharmaceuticals, Inc., GLP-1 agonists, potassium channel openers such as those disclosed in WO 97/26265 and WO 99/03861 to Novo Nordisk A/S which are incorporated herein by reference, DPP-IV (dipeptidyl peptidase-IV) inhibitors, inhibitors of hepatic enzymes involved in stimulation of gluconeogenesis and/or glycogenolysis, glucose uptake modulators, compounds modifying the lipid metabolism such as antihyperlipidemic agents and antilipidemic agents as PPAR α modulators, PPAR δ modulators, cholesterol absorption inhibitors, HSL (hormone-sensitive lipase) inhibitors and HMG CoA inhibitors (statins), nicotinic acid, fibrates, anion exchangers, com-

pounds lowering food intake, bile acid resins, RXR agonists and agents acting on the ATP-dependent potassium channel of the β -cells.

[0176] In one embodiment, the present compounds are administered in combination with insulin or an insulin analogue or derivative, such as N^{e29}-tetradecanoyl des (B30) human insulin, AsP^{B28} human insulin, Lys^{B28} Pro^{B29} human insulin, Lantus®, or a mix-preparation comprising one or more of these.

[0177] In a further embodiment the present compounds are administered in combination with a sulphonylurea e.g. tolbutamide, glibenclamide, glipizide or glicazide.

[0178] In another embodiment the present compounds are administered in combination with a biguanide e.g. metformin.

[0179] In yet another embodiment the present compounds are administered in combination with a meglitinide e.g. repaglinide or senaglinide.

[0180] In still another embodiment the present compounds are administered in combination with a thiazolidinedione e.g. troglitazone, ciglitazone, pioglitazone, rosiglitazone or compounds disclosed in WO 97/41097 such as 5-[[4-[3-Methyl-4-oxo-3,4-dihydro-2-quinazo-lynyl]methoxy]phenyl-methyl]thiazolidine-2,4-dione or a pharmaceutically acceptable salt thereof, preferably the potassium salt.

[0181] In yet another embodiment the present compounds may be administered in combination with the insulin sensitizers disclosed in WO 99/19313 such as (-) 3-[4-[2-Phenoxy-azin-10-yl)ethoxy]phenyl]-2-ethoxypropanoic acid or a pharmaceutically acceptable salts thereof, preferably the arginine salt.

[0182] In a further embodiment the present compounds are administered in combination with an α -glucosidase inhibitor e.g. miglitol or acarbose.

[0183] In another embodiment the present compounds are administered in combination with an agent acting on the ATP-dependent potassium channel of the α -cells e.g. tolbutamide, glibenclamide, glipizide, glicazide or repaglinide.

[0184] Furthermore, the present compounds may be administered in combination with nateglinide.

[0185] In still another embodiment the present compounds are administered in combination with an antihyperlipidemic agent or antilipidemic agent e.g. cholestyramine, colestipol, clofibrate, gemfibrozil, fenofibrate, bezafibrate, tesaglitazar, EML-4156, LY-818, MK-767, atorvastatin, fluvastatin, lovastatin, pravastatin, simvastatin, acipimox, probucol, ezetimibe or dextrothyroxine.

[0186] In a further embodiment the present compounds are administered in combination with more than one of the above-mentioned compounds e.g. in combination with a sulphonylurea and metformin, a sulphonylurea and acarbose, repaglinide and metformin, insulin and a sulphonylurea, insulin and metformin, insulin, insulin and lovastatin, etc.

[0187] Further, the present compounds may be administered in combination with one or more antihypertensive agents. Examples of antihypertensive agents are H-blockers such as alprenolol, atenolol, timolol, pindolol, propranolol, metoprolol, bisoprololfumerate, esmolol, acebutelol, metoprolol, acebutolol, betaxolol, celiprolol, nebivolol, tertatolol, oxprenolol, amisolalul, carvedilol, labetalol, $\beta 2$ -receptor blockers e.g. S-atenolol, OPC-1085, ACE (angiotensin converting enzyme) inhibitors such as quinapril, lisinopril, enalapril, captopril, benazepril, perindopril, trandolapril, fosinopril, ramipril, cilazapril, delapril, imidapril, moexipril,

spirapril, temocapril, zofenopril, S-5590, fasidotril, Hoechst-Marion Roussel: 100240 (EP 00481522), omapatrilat, gempatrilat and GW-660511, calcium channel blockers such as nifedipine, felodipine, nicardipine, isradipine, nimodipine, diltiazem, amlodipine, nitrendipine, verapamil, lacidipine, lercanidipine, aranidipine, cilnidipine, clevidipine, azelnidipine, barnidipine, efonodipine, isidipine, iemildipine, iercanidipine, manidipine, nilvadipine, pranidipine, furnidipine, α -blockers such as doxazosin, urapidil, prazosin, terazosin, bunazosin and OPC-28326, diuretics such as thiazides/sulphonamides (e.g. bendro-flumetazide, chlorothalidone, hydrochlorothiazide and clopamide), loop-diuretics (e.g. bumetanide, furosemide and torasemide) and potassium sparing diuretics (e.g. amiloride, spironolactone), endothelin ET-A antagonists such as ABT-546, ambrisentan, atrasentan, SB-234551, CI-1034, S-0139 and YM-598, endothelin antagonists e.g. bosentan and J-104133, renin inhibitors such as aliskiren, vasopressin V1 antagonists e.g. OPC-21268, vasopressin V2 antagonists such as tolvaptan, SR-121463 and OPC-31260, B-type natriuretic peptide agonists e.g. Nesiritide, angiotensin II antagonists such as irbesartan, candesartancilexetil, losartan, valsartan, telmisartan, eprosartan, candesartan, CL-329167, eprosartan, iosartan, olmesartan, prazosartan, TA-606, and YM-358, 5-HT₂ agonists e.g. fenoldopam and ketanserin, adenosine A₁ antagonists such as naftopidil, N-0861 and FK-352, thromboxane A₂ antagonists such as KT2-962, endopeptidase inhibitors e.g. ecadotril, nitric oxide agonists such as LP-805, dopamine D₁ antagonists e.g. MYD-37, dopamine D₂ agonists such as nolomirole, n-3 fatty acids e.g. omacor, prostacyclin agonists such as treprostinil, beraprost, PGE₁ agonists e.g. ecraprost, Na⁺/K⁺ ATPase modulators e.g. PST-2238, Potassium channel activators e.g. KR-30450, vaccines such as PMD-3117, Indapamides, CGRP-unigene, guanylate cyclase stimulators, hydralazines, methyl dopa, docarpamine, moxonidine, CoAprovel, MondoBiotech-811.

[0188] Further reference can be made to Remington: The Science and Practice of Pharmacy, 19th Edition, Gennaro, Ed., Mack Publishing Co., Easton, Pa., 1995.

[0189] Furthermore, the present compounds may be administered in combination with one or more glucocorticoid receptor agonists. Examples of such glucocorticoid receptor agonists are betametasone, dexamethasone, hydrocortisone, methylprednisolone, prednisolone, prednisone, beclomethasone, butixicort, clobetasol, flunisolide, flucatisone (and analogues), mometasone, triamcinolonacetone, triamcinolonhexacetone GW-685698, NXC-1015, NXC-1020, NXC-1021, NS-126, P-4112, P-4114, RU-24858 and T-25 series.

[0190] It should be understood that any suitable combination of the compounds according to the invention with one or more of the above-mentioned compounds and optionally one or more further pharmacologically active substances are considered to be within the scope of the present invention.

Pharmaceutical Compositions

[0191] The compounds of the present invention may be administered alone or in combination with pharmaceutically acceptable carriers or excipients, in either single or multiple doses. The pharmaceutical compositions according to the invention may be formulated with pharmaceutically acceptable carriers or diluents as well as any other known adjuvants and excipients in accordance with conventional techniques

such as those disclosed in Remington: The Science and Practice of Pharmacy, 19th Edition, Gennaro, Ed., Mack Publishing Co., Easton, Pa., 1995.

[0192] The pharmaceutical compositions may be specifically formulated for administration by any suitable route such as the oral, rectal, nasal, pulmonary, topical (including buccal and sublingual), transdermal, intracisternal, intraperitoneal, vaginal and parenteral (including subcutaneous, intramuscular, intrathecal, intravenous and intradermal) route, the oral route being preferred. It will be appreciated that the preferred route will depend on the general condition and age of the subject to be treated, the nature of the condition to be treated and the active ingredient chosen.

[0193] Pharmaceutical compositions for oral administration include solid dosage forms such as hard or soft capsules, tablets, troches, dragees, pills, lozenges, powders and granules. Where appropriate, they can be prepared with coatings such as enteric coatings or they can be formulated so as to provide controlled release of the active ingredient such as sustained or prolonged release according to methods well-known in the art.

[0194] Liquid dosage forms for oral administration include solutions, emulsions, suspensions, syrups and elixirs.

[0195] Pharmaceutical compositions for parenteral administration include sterile aqueous and non-aqueous injectable solutions, dispersions, suspensions or emulsions as well as sterile powders to be reconstituted in sterile injectable solutions or dispersions prior to use. Depot injectable formulations are also contemplated as being within the scope of the present invention.

[0196] Other suitable administration forms include suppositories, sprays, ointments, crèmes, gels, inhalants, dermal patches, implants etc.

[0197] A typical oral dosage is in the range of from about 0.001 to about 100 mg/kg body weight per day, preferably from about 0.01 to about 50 mg/kg body weight per day, and more preferred from about 0.05 to about 10 mg/kg body weight per day administered in one or more dosages such as 1 to 3 dosages. The exact dosage will depend upon the frequency and mode of administration, the sex, age, weight and general condition of the subject treated, the nature and severity of the condition treated and any concomitant diseases to be treated and other factors evident to those skilled in the art.

[0198] The formulations may conveniently be presented in unit dosage form by methods known to those skilled in the art. A typical unit dosage form for oral administration one or more times per day such as 1 to 3 times per day may contain from 0.05 to about 2000 mg, e.g. from about 0.1 to about 1000 mg, from about 0.5 mg to about 500 mg., from about 1 mg to about 200 mg, e.g. about 100 mg.

[0199] For parenteral routes, such as intravenous, intrathecal, intramuscular and similar administration, typically doses are in the order of about half the dose employed for oral administration.

[0200] The compounds of this invention are generally utilized as the free substance or as a pharmaceutically acceptable salt thereof. Examples are an acid addition salt of a compound having the utility of a free base and a base addition salt of a compound having the utility of a free acid. The term "pharmaceutically acceptable salts" refers to non-toxic salts of the compounds for use according to the present invention which are generally prepared by reacting the free base with a suitable organic or inorganic acid or by reacting the acid with a suitable organic or inorganic base. When a compound for use

according to the present invention, contains a free base such salts are prepared in a conventional manner by treating a solution or suspension of the compound with a chemical equivalent of a pharmaceutically acceptable acid. When a compounds for use according to the present invention, contains a free acid such salts are prepared in a conventional manner by treating a solution or suspension of the compound with a chemical equivalent of a pharmaceutically acceptable base. Physiologically acceptable salts of a compound with a hydroxy group include the anion of said compound in combination with a suitable cation such as sodium or ammonium ion. Other salts which are not pharmaceutically acceptable may be useful in the preparation of compounds for use according to the present invention and these form a further aspect of the present invention.

[0201] For parenteral administration, solutions of the present compounds in sterile aqueous solution, aqueous propylene glycol or sesame or peanut oil may be employed. Such aqueous solutions should be suitable buffered if necessary and the liquid diluent first rendered isotonic with sufficient saline or glucose. The aqueous solutions are particularly suitable for intravenous, intramuscular, subcutaneous and intraperitoneal administration. The sterile aqueous media employed are all readily available by standard techniques known to those skilled in the art.

[0202] Suitable pharmaceutical carriers include inert solid diluents or fillers, sterile aqueous solution and various organic solvents. Examples of suitable carriers are water, salt solutions, alcohols, polyethylene glycols, polyhydroxyethoxylated castor oil, peanut oil, olive oil, syrup, phospholipids, gelatine, lactose, terra alba, sucrose, cyclodextrin, amylose, magnesium stearate, talc, gelatin, agar, pectin, acacia, stearic acid or lower alkyl ethers of cellulose, silicic acid, fatty acids, fatty acid amines, fatty acid monoglycerides and diglycerides, pentaerythritol fatty acid esters, polyoxyethylene, hydroxymethylcellulose and polyvinylpyrrolidone. Similarly, the carrier or diluent may include any sustained release material known in the art, such as glyceryl monostearate or glyceryl distearate, alone or mixed with a wax. The formulations may also include wetting agents, emulsifying and suspending agents, preserving agents, sweetening agents or flavouring agents.

[0203] The pharmaceutical compositions formed by combining the compounds of the invention and the pharmaceutically acceptable carriers are then readily administered in a variety of dosage forms suitable for the disclosed routes of administration. The formulations may conveniently be presented in unit dosage form by methods known in the art of pharmacy.

[0204] Formulations of the present invention suitable for oral administration may be presented as discrete units such as capsules or tablets, each containing a predetermined amount of the active ingredient, and which may include a suitable excipient. These formulations may be in the form of powder or granules, as a solution or suspension in an aqueous or non-aqueous liquid, or as an oil-in-water or water-in-oil liquid emulsion.

[0205] Compositions intended for oral use may be prepared according to any known method, and such compositions may contain one or more agents selected from the group consisting of sweetening agents, flavouring agents, colouring agents, and preserving agents in order to provide pharmaceutically elegant and palatable preparations. Tablets may contain the active ingredient in admixture with non-toxic pharmaceuti-

cally-acceptable excipients which are suitable for the manufacture of tablets. These excipients may be for example, inert diluents, such as calcium carbonate, sodium carbonate, lactose, calcium phosphate or sodium phosphate; granulating and disintegrating agents, for example corn starch or alginic acid; binding agents, for example, starch, gelatine or acacia; and lubricating agents, for example magnesium stearate, stearic acid or talc. The tablets may be uncoated or they may be coated by known techniques to delay disintegration and absorption in the gastrointestinal tract and thereby provide a sustained action over a longer period. For example, a time delay material such as glyceryl monostearate or glyceryl distearate may be employed. They may also be coated by the techniques described in U.S. Pat. Nos. 4,356,108; 4,166,452; and 4,265,874, incorporated herein by reference, to form osmotic therapeutic tablets for controlled release.

[0206] Formulations for oral use may also be presented as hard gelatine capsules where the active ingredient is mixed with an inert solid diluent, for example, calcium carbonate, calcium phosphate or kaolin, or a soft gelatine capsule wherein the active ingredient is mixed with water or an oil medium, for example peanut oil, liquid paraffin, or olive oil.

[0207] Aqueous suspensions may contain the active compounds in admixture with excipients suitable for the manufacture of aqueous suspensions. Such excipients are suspending agents, for example sodium carboxymethylcellulose, methylcellulose, hydroxypropylmethylcellulose, sodium alginate, polyvinylpyrrolidone, gum tragacanth and gum acacia; dispersing or wetting agents may be a naturally-occurring phosphatide such as lecithin, or condensation products of an alkylene oxide with fatty acids, for example polyoxyethylene stearate, or condensation products of ethylene oxide with long chain aliphatic alcohols, for example, heptadecaethyleneoxycetanol, or condensation products of ethylene oxide with partial esters derived from fatty acids and a hexitol such as polyoxyethylene sorbitol monooleate, or condensation products of ethylene oxide with partial esters derived from fatty acids and hexitol anhydrides, for example polyethylene sorbitan monooleate. The aqueous suspensions may also contain one or more colouring agents, one or more flavouring agents, and one or more sweetening agents, such as sucrose or saccharin.

[0208] Oily suspensions may be formulated by suspending the active ingredient in a vegetable oil, for example arachis oil, olive oil, sesame oil or coconut oil, or in a mineral oil such as a liquid paraffin. The oily suspensions may contain a thickening agent, for example beeswax, hard paraffin or cetyl alcohol. Sweetening agents such as those set forth above, and flavouring agents may be added to provide a palatable oral preparation. These compositions may be pre-served by the addition of an anti-oxidant such as ascorbic acid.

[0209] Dispersible powders and granules suitable for preparation of an aqueous suspension by the addition of water provide the active compound in admixture with a dispersing or wetting agent, suspending agent and one or more preservatives. Suitable dispersing or wetting agents and suspending agents are exemplified by those already mentioned above. Additional excipients, for example, sweetening, flavouring, and colouring agents may also be present.

[0210] The pharmaceutical compositions comprising a compound for use according to the present invention may also be in the form of oil-in-water emulsions. The oily phase may be a vegetable oil, for example, olive oil or arachis oil, or a mineral oil, for example a liquid paraffin, or a mixture thereof.

Suitable emulsifying agents may be naturally-occurring gums, for example gum acacia or gum tragacanth, naturally-occurring phosphatides, for example soy bean, lecithin, and esters or partial esters derived from fatty acids and hexitol anhydrides, for example sorbitan monooleate, and condensation products of said partial esters with ethylene oxide, for example polyoxyethylene sorbitan monooleate. The emulsions may also contain sweetening and flavouring agents.

[0211] Syrups and elixirs may be formulated with sweetening agents, for example glycerol, propylene glycol, sorbitol or sucrose. Such formulations may also contain a demulcent, preservative and flavouring and colouring agent. The pharmaceutical compositions may be in the form of a sterile injectable aqueous or oleaginous suspension. This suspension may be formulated according to the known methods using suitable dispersing or wetting agents and suspending agents described above. The sterile injectable preparation may also be a sterile injectable solution or suspension in a non-toxic parenterally-acceptable diluent or solvent, for example as a solution in 1,3-butanediol. Among the acceptable vehicles and solvents that may be employed are water, Ringer's solution, and isotonic sodium chloride solution. In addition, sterile, fixed oils are conveniently employed as solvent or suspending medium. For this purpose, any bland fixed oil may be employed using synthetic mono- or diglycerides. In addition, fatty acids such as oleic acid find use in the preparation of injectables.

[0212] The compositions may also be in the form of suppositories for rectal administration of the compounds of the present invention. These compositions can be prepared by mixing the drug with a suitable non-irritating excipient which is solid at ordinary temperatures but liquid at the rectal temperature and will thus melt in the rectum to release the drug. Such materials include cocoa butter and polyethylene glycols, for example.

[0213] For topical use, creams, ointments, jellies, solutions of suspensions, etc., containing the compounds of the present invention are contemplated. For the purpose of this application, topical applications shall include mouth washes and gargles.

[0214] The compounds for use according to the present invention may also be administered in the form of liposome delivery systems, such as small unilamellar vesicles, large unilamellar vesicles, and multilamellar vesicles. Liposomes may be formed from a variety of phospholipids, such as cholesterol, stearylamine, or phosphatidylcholines.

[0215] In addition, some of the compounds for use according to the present invention may form solvates with water or common organic solvents. Such solvates are also encompassed within the scope of the present invention.

[0216] Thus, in a further embodiment, there is provided a pharmaceutical composition comprising a compound for use according to the present invention, or a pharmaceutically acceptable salt, solvate, or prodrug thereof, and one or more pharmaceutically acceptable carriers, excipients, or diluents.

[0217] If a solid carrier is used for oral administration, the preparation may be tableted, placed in a hard gelatine capsule in powder or pellet form or it can be in the form of a troche or lozenge. The amount of solid carrier will vary widely but will usually be from about 25 mg to about 1 g. If a liquid carrier is used, the preparation may be in the form of a syrup, emulsion, soft gelatine capsule or sterile injectable liquid such as an aqueous or non-aqueous liquid suspension or solution.

[0218] A typical tablet which may be prepared by conventional tableting techniques may contain:

| <u>Core:</u> | |
|--|----------------|
| Active compound (as free compound or salt thereof) | 5.0 mg |
| Lactosum Ph. Eur. | 67.8 mg |
| Cellulose, microcryst. (Avicel) | 31.4 mg |
| Amberlite ® IRP88* | 1.0 mg |
| Magnesii stearas Ph. Eur. | q.s. |
| <u>Coating:</u> | |
| Hydroxypropyl methylcellulose | approx. 9 mg |
| Mywacett 9-40 T** | approx. 0.9 mg |

*Polacrillin potassium NF, tablet disintegrant, Rohm and Haas.

**Acylated monoglyceride used as plasticizer for film coating.

[0219] The compounds of the invention may be administered to a patient which is a mammal, especially a human in need thereof. Such mammals include also animals, both domestic animals, e.g. household pets, and non-domestic animals such as wildlife.

[0220] Any novel feature or combination of features described herein is considered essential to this invention.

[0221] The present invention also relate to the below methods of preparing the compounds of the invention.

[0222] The present invention is further illustrated in the following representative examples which are, however, not intended to limit the scope of the invention in any way.

EXAMPLES

[0223] The following examples and general procedures refer to intermediate compounds and final products identified in the specification and in the synthesis schemes. The preparation of the compounds of the present invention is described in detail using the following examples. Occasionally, the reaction may not be applicable as described to each compound included within the disclosed scope of the invention. The compounds for which this occurs will be readily recognised by those skilled in the art. In these cases the reactions can be successfully performed by conventional modifications known to those skilled in the art, that is, by appropriate protection of interfering groups, by changing to other conventional reagents, or by routine modification of reaction conditions. Alternatively, other reactions disclosed herein or otherwise conventional will be applicable to the preparation of the corresponding compounds of the invention. In all preparative methods, all starting materials are known or may easily be prepared from known starting materials. The structures of the compounds are confirmed by either elemental analysis or nuclear magnetic resonance (NMR), where peaks assigned to characteristic protons in the title compounds are presented where appropriate. ¹H NMR shifts (δH) are given in parts per million (ppm) down field from tetramethylsilane as internal reference standard. M.p.: is melting point and is given in ° C. and is not corrected. Column chromatography was carried out using the technique described by W. C. Still et al., *J. Org. Chem.* 43: 2923 (1978) on Merck silica gel 60 (Art. 9385). HPLC analyses are performed using 5 µm C18x250 mm column eluted with various mixtures of water and acetonitrile, flow=1 ml/min, as described in the experimental section.

[0224] The abbreviations as used in the examples have the following meaning:

TLC: thin layer chromatography

CDCl_3 : deuterio chloroform

CD_3OD : tetradeuterio methanol

DMSO-d_6 : hexadeuterio dimethylsulfoxide

DMSO: dimethylsulfoxide

THF: tetrahydrofuran

DMF: N,N-dimethylformamide

[0225] HOBT: 1-hydroxy-benzotriazole

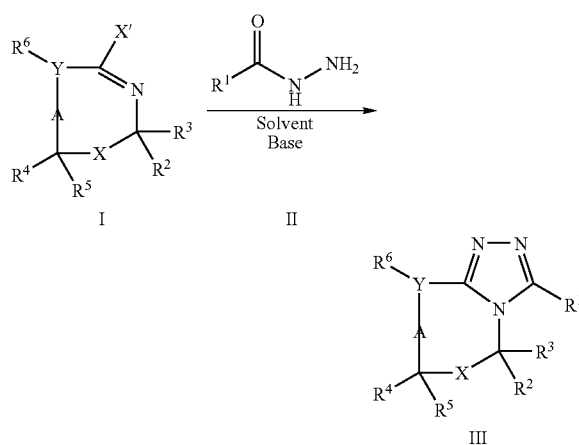
EDAC: 1-(3-dimethylaminopropyl)-3-ethylcarbodiimide, hydrochloride

min: minutes

hrs: hours

General Method A:

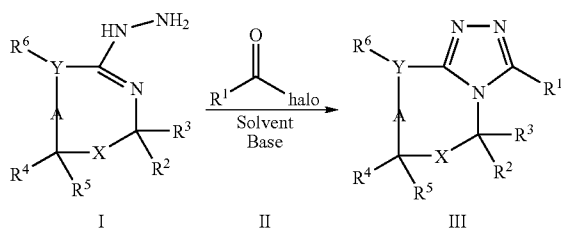
[0226]



[0227] By allowing an imine (I) wherein X^1 is halo, $\text{C}_1\text{-C}_6$ alkyloxy or $\text{C}_1\text{-C}_6$ alkylthio to react with a hydrazide (II) under basic conditions (e.g. triethylamine, K_2CO_3 , NaH and the like) in a solvent (e.g. ethanol, methanol, THF, DMF, NMP and the like) affording a fused 1,2,4-triazole (III); wherein; $\text{X}, \text{Y}, \text{R}^1, \text{R}^2, \text{R}^3, \text{R}^4, \text{R}^5$ and R^6 are as defined above.

General Method B:

[0228]



[0229] By allowing a hydrazide (I) to react with an acid halide (II) wherein halo is defined as above under basic conditions (e.g. triethylamine, K_2CO_3 , NaOH and the like) in a

solvent (e.g. DCM, THF, DMF, NMP and the like) affording a fused 1,2,4-triazole (III); wherein; $\text{X}, \text{Y}, \text{R}^1, \text{R}^2, \text{R}^3, \text{R}^4, \text{R}^5$ and R^6 are as defined above.

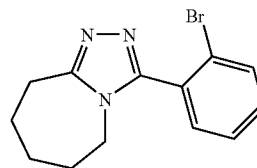
[0230] Further guidance for synthesis of fused 1,2,4-triazoles of formula (III) above is given in the following literature references: Glushkov, V. A. et al., *Pharm. Chem. J. (Engl. Transl.)* (1998), 32, (5) 258-261; Krezel, I., *Pharmazie* (1994), 49, (1) 27-31.

Example 1

General method (A)

3-(2-Bromo-phenyl)-6,7,8,9-tetrahydro-5H-[1,2,4]triazolo[4,3-a]azepine

[0231]



[0232] To a solution of 7-chloro-3,4,5,6-tetrahydro-2H-azepine (1.32 g, 10 mmol, *J. Med. Chem.* 30, 1543-49) in benzene (20 ml) was added 2-bromo-benzoic acid hydrazide (1.08 g, 5 mmol) and the mixture was stirred at reflux temperature for 5 hrs. To the cooled reaction mixture was added 10% sodium hydroxide (10 ml) and diethyl ether (20 ml). The mixture was stirred for 30 min., the precipitate filtered off and dried in vacuo at 50°C . for 1 hr. affording 0.6 g of 2-bromo-benzoic acid-N'-(4,5,6,7-tetrahydro-3H-azepin-2-yl)-hydrazide which was dissolved in ethanol (20 ml) followed by addition of TEA (5 ml) and refluxed for 16 hrs. The volatiles were evaporated in vacuo and to the residue was added diethyl ether (10 ml) and ethyl acetate (5 ml). The precipitate was filtered off and dried in vacuo at 50°C . for 1 hr affording 0.35 g (24%) of the title compound as a solid.

[0233] $^1\text{H NMR}$ (300 MHz, CDCl_3) δ 1.84 (m, 6H), 3.08 (m, 2H), 3.78 (bs, 2H), 7.32-7.49 (m, 3H), 7.69 (dd, 1H).

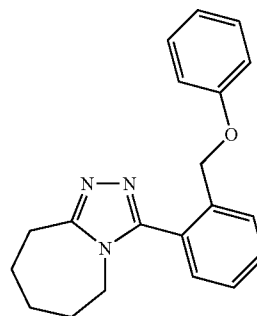
[0234] The following compounds were made in a similar way as described in example 1 above.

Example 1-a

General method (A)

3-(2-Phenoxymethyl-phenyl)-5,6,7,8-tetrahydro-[1,2,4]triazolo[4,3-a]azepin-9-one

[0235]



[0236] $^1\text{H NMR}$ (300 MHz, CDCl_3) δ 1.68-1.86 (m, 6H), 3.03 (m, 2H), 3.79 (m, 2H), 5.05 (s, 2H), 6.84 (d, 2H), 6.93 (t, 1H), 7.22-7.32 (m, 3H), 7.45 (t, 1H), 7.55 (t, 1H), 7.70 (d, 1H).

Calculated for $\text{C}_{20}\text{H}_{21}\text{N}_3\text{O}$;

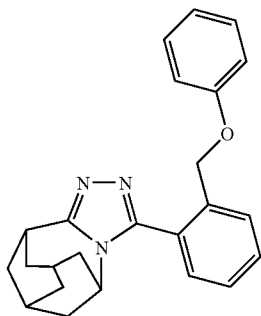
[0237] 75.21% C, 6.63% H, 13.16% N; found 75.18% C, 6.71% H, 12.94% N.

Example 1-b

General Method (A)

3-(2-Phenoxyethyl-phenyl)-6,7,8,9,10,11-hexahydro-5H-5,9:7,11-dimethano[1,2,4]-triazolo[4,3-a]azonine

[0238]



[0239] $^1\text{H NMR}$ (300 MHz, CDCl_3) δ 1.73-2.00 (m, 9H), 2.18 (bs, 2H), 3.60 (t, 1H), 4.18 (t, 1H), 5.10 (s, 2H), 6.84 (d, 2H), 6.93 (t, 1H), 7.21-7.27 (m, 3H), 7.44 (t, 1H), 7.54 (t, 1H), 7.69 (d, 1H).

Calculated for $\text{C}_{24}\text{H}_{25}\text{N}_3\text{O}$, $0.1 \times \text{H}_2\text{O}$;

[0240] 77.22% C, 6.80% H, 11.26% N; found

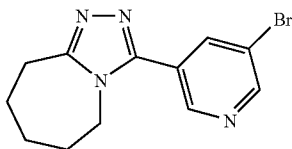
77.21% C, 6.89% H, 11.13% N.

Example 1-c

General method (A)

3-(5-Bromo-pyridin-3-yl)-6,7,8,9-tetrahydro-5H-[1,2,4]triazolo[4,3-a]azepine

[0241]



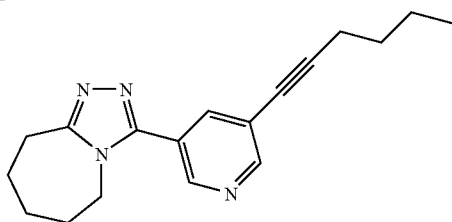
[0242] $^1\text{H NMR}$ (300 MHz, CDCl_3) δ 1.82-1.96 (m, 6H), 3.10 (m, 2H), 4.03 (m, 2H), 8.12 (m, 1H), 8.67 (s, 1H), 8.80 (s, 1H).

Example 1-d

General method (A)

3-(5-Hex-1-ynyl-pyridin-3-yl)-6,7,8,9-tetrahydro-5H-[1,2,4]triazolo[4,3-a]azepine

[0243]



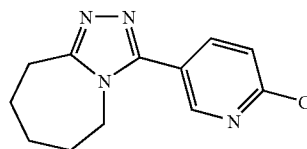
[0244] $^1\text{H NMR}$ (300 MHz, CDCl_3) δ 0.96 (t, 3H), 1.48 (m, 2H), 1.60 (m, 2H), 1.82-1.95 (m, 6H), 2.45 (t, 2H), 3.09 (m, 2H), 4.02 (m, 2H), 7.90 (s, 1H), 8.62 (s, 1H), 8.72 (s, 1H).

Example 1-e

General method (A)

3-(6-Chloro-pyridin-3-yl)-6,7,8,9-tetrahydro-5H-[1,2,4]triazolo[4,3-a]azepine

[0245]



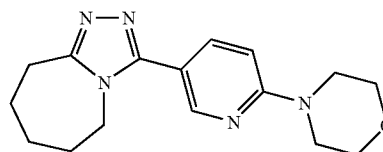
[0246] $^1\text{H NMR}$ (300 MHz, CDCl_3) δ 1.82-1.95 (m, 6H), 3.09 (m, 2H), 4.03 (m, 2H), 7.49 (d, 1H), 7.92 (m, 1H), 8.54 (s, 1H).

Example 1-f

General method (A)

3-(6-Morpholin-4-yl-pyridin-3-yl)-6,7,8,9-tetrahydro-5H-[1,2,4]triazolo[4,3-a]azepine

[0247]



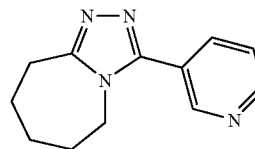
[0248] $^1\text{H NMR}$ (300 MHz, CDCl_3) δ 1.80-1.95 (m, 6H), 3.06 (m, 2H), 3.60 (m, 4H), 3.84 (m, 4H), 4.01 (m, 2H), 6.72 (d, 1H), 7.73 (dd, 1H), 8.29 (s, 1H).

Example 1-g

General method (A)

3-Pyridin-3-yl-6,7,8,9-tetrahydro-5H-[1,2,4]triazolo[4,3-a]azepine

[0249]



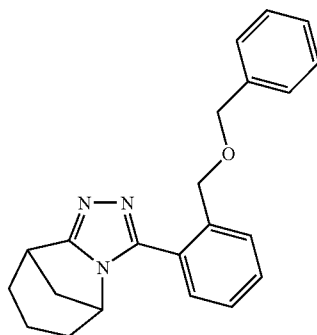
[0250] ^1H NMR (300 MHz, CDCl_3) δ 1.82-1.95 (m, 6H), 3.09 (m, 2H), 4.04 (m, 2H), 7.47 (dd, 1H), 7.94 (m, 1H), 8.76 (m, 1H).

Example 1-h

General Method (A)

3-(2-Benzyloxymethyl-phenyl)-6,7,8,9-tetrahydro-5H-5,9-methano[1,2,4]triazolo[4.3-a]azepine

[0251]



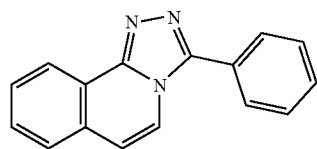
[0252] ^1H NMR (400 MHz, CDCl_3) δ 1.13-1.57 (m, 4H), 1.89-2.35 (m, 4H), 2.86 (m, 1H), 3.02 (m, 1H), 4.67 (s, 2H), 5.06 (s, 2H), 7.28-7.42 (m, 6H), 7.53 (t, 1H), 7.80 (d, 1H), 7.91 (d, 1H).

Example 2

General Method (A)

3-Phenyl-[1,2,4]triazolo[3,4-a]isoquinoline

[0253]



[0254] To a solution of 1-chloro-isoquinoline (4 g, 24.45 mmol) in ethanol (50 ml) was added benzoic acid hydrazide (4 g, 29.34 mmol) and the mixture was stirred at reflux temperature for 16 hrs. The reaction mixture was cooled and the precipitate was filtered off and recrystallised from ethanol (50 ml) affording 1.9 g of impure (NMR) title compound. The filtrate was purified by silicagel chromatography using a mixture of ethyl acetate/heptane (1:2) as eluent. Pure fractions were collected and the solvent evaporated in vacuo affording 0.2 g (3%) of the title compound as a solid.

[0255] ^1H NMR (300 MHz, CDCl_3) δ 7.09 (d, 1H), 7.57-7.64 (m, 3H), 7.96-7.77 (m, 3H), 7.84-7.87 (m, 2H), 8.0 (d, 1H), 8.80 (dd, 1H).

Pharmacological Methods

11 β HSD1 Enzyme Assay

Materials

[0256] ^3H -cortisone and anti-rabbit Ig coated scintillation proximity assay (SPA) beads were purchased from Amer-

sham Pharmacia Biotech, β -NADPH was from Sigma and rabbit anti-cortisol antibodies were from Fitzgerald. An extract of yeast transformed with h-11 β HSD1 (Hult et al., *FEBS Lett.* 441, 25 (1998)) was used as the source of enzyme. The test compounds were dissolved in DMSO (10 mM). All dilutions were performed in a buffer containing 50 mM TRIS-HCl (Sigma Chemical Co), 4 mM EDTA (Sigma Chemical Co), 0.1% BSA (Sigma Chemical Co), 0.01% Tween-20 (Sigma Chemical Co) and 0.005% bacitracin (Novo Nordisk A/S), pH=7.4. Optiplate 96 wells plates were supplied by Packard. The amount of ^3H -cortisol bound to the SPA beads was measured on TopCount NXT, Packard.

Methods

[0257] h-11 β HSD1, 120 nM ^3H -cortisone, 4 mM β -NADPH, antibody (1:200), serial dilutions of test compound and SPA particles (2 mg/well) were added to the wells. The reaction was initiated by mixing the different components and was allowed to proceed under shaking for 60 min at 30° C. The reaction was stopped by the addition of 10 fold excess of a stopping buffer containing 500 μM carbenoxolone and 1 μM cortisone. Data was analysed using GraphPad Prism software.

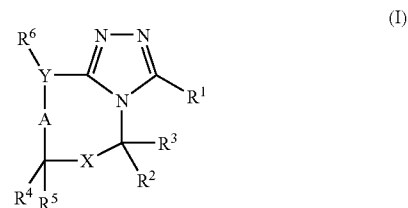
TABLE 1

| Inhibition of 11 β HSD1 by compounds of the invention | |
|---|---|
| Example no. | 11 β HSD1 IC ₅₀ values (μM) |
| 1 | 0.23 |
| 1-a | 0.11 |

1. A method of modulating of the activity of 11 β HSD1, or inhibiting 11 β HSD1, comprising: administering to a patient in need of such method a therapeutically effective amount of a fused 1,2,4-triazole, a prodrug thereof, or a salt thereof with a pharmaceutically acceptable acid or base, or optical isomer or mixture of optical isomers, racemic mixture or tautomeric forms thereof.

2. A method for the treatment, prevention and/or prophylaxis of any disorder and disease where it is desirable to modulate the activity of 11 β HSD1, or inhibit 11 β HSD1, comprising: administering to a patient in need of such method a therapeutically effective amount of a fused 1,2,4-triazole, a prodrug thereof, or a salt thereof with a pharmaceutically acceptable acid or base, or optical isomer or mixture of optical isomers, racemic mixture or tautomeric forms thereof.

3. The method according to claim 1 or 2, wherein the fused 1,2,4-triazole or a pro-drug thereof is of formula (I)



wherein

R^1 is C_5 - C_{10} cycloalkyl, C_5 - C_{10} heterocycloalkyl, aryl, hetaryl, aryl C_1 - C_6 alkyl or hetaryl C_1 - C_6 alkyl, wherein the cycloalkyl, heterocycloalkyl, aryl, hetaryl and arylalkyl groups independently are optionally substituted with one or more of R^7 ;

- R² and R³ independently are hydrogen, C₁-C₆alkyl, aryl, hetaryl, arylC₁-C₆alkyl, hetarylC₁-C₆alkyl, aryloxy, hetaryloxy, arylC₁-C₆alkyloxy or hetarylC₁-C₆alkyloxy wherein the alkyl, aryl, hetaryl, arylalkyl and hetarylalkyl groups independently are optionally substituted with one or more of R⁸; or
- R² and R³ together with the carbon atom to which they are attached, are forming a saturated or partially saturated cyclic ring system containing from 3 to 6 carbon atoms and from 0 to 2 additional heteroatoms selected from nitrogen, oxygen or sulphur, the ring system optionally being substituted with at least one of C₁-C₆alkyl, aryl, hetaryl, arylC₁-C₆alkyl, hetarylC₁-C₆alkyl, hydroxy, oxo, C₁-C₆alkyloxy, aryloxy, arylC₁-C₆alkyloxy or hetarylC₁-C₆alkyloxy;
- R⁴ and R⁵ independently are hydrogen, halo, hydroxy, C₁-C₆alkyl, C₂-C₆alkenyl, C₂-C₆alkynyl, C₁-C₆alkyloxy, aryl, hetaryl, aryloxyC₁-C₆alkyl, aryloxyaryl, hetaryloxyaryl, aryloxyhetaryl, hetaryloxyhetaryl or arylC₁-C₆alkyloxyC₁-C₆alkyl wherein the alkyl, alkenyl, alkynyl, aryl and hetaryl groups independently are optionally substituted with one or more of R⁹; or
- R⁴ and R⁵ together with the carbon atoms to which they are attached, are forming a saturated or partially saturated ring system containing from 5 to 8 carbon atoms and from 0 to 2 additional heteroatoms selected from nitrogen, oxygen or sulphur, the ring system optionally being substituted with at least one of C₁-C₆alkyl, aryl, arylC₁-C₆alkyl, NR¹⁰R¹¹, halo, trihalomethyl, trihalomethoxy, hydroxy, oxo, C₁-C₆alkyloxy, arylC₁-C₆alkyloxy, C₁-C₆alkyloxyC₁-C₆alkyl, C₁-C₆alkylcarbonyl, arylcarbonyl, arylC₁-C₆alkylcarbonyl, C₁-C₆alkylcarboxy, arylcarboxy or arylC₁-C₆alkylcarboxy; or
- R⁴ and either R² or R³ together are forming a saturated or partially saturated bridge containing from 1 to 4 carbon atoms, the bridge can optionally be substituted with at least one of C₁-C₆alkyl, aryl, hetaryl, arylC₁-C₆alkyl or hetarylC₁-C₆alkyl;
- R⁶ is hydrogen, C₁-C₆alkyl, aryl, hetaryl, arylC₁-C₆alkyl or hetarylC₁-C₆alkyl; or
- R⁶ and either R⁴ or R⁵ together with the carbon atoms to which they are attached, are forming a saturated, partially saturated or aromatic ring system containing from 5 to 8 carbon atoms and from 0 to 2 additional heteroatoms selected from nitrogen, oxygen or sulphur, the ring system optionally being substituted with at least one of C₁-C₆alkyl, aryl, arylC₁-C₆alkyl, NR¹⁰R¹¹, halo, trihalomethyl, trihalomethoxy, hydroxy, oxo, C₁-C₆alkyloxy, arylC₁-C₆alkyloxy, C₁-C₆alkyloxyC₁-C₆alkyl, C₁-C₆alkylcarbonyl, arylcarbonyl, arylC₁-C₆alkylcarbonyl, C₁-C₆alkylcarboxy, arylcarboxy or arylC₁-C₆alkylcarboxy;
- R⁷ and R⁸ independently are hydrogen, halo, hydroxy, cyano, nitro, C₁-C₆alkyl, C₁-C₆alkyloxy, trihalomethyl, trihalomethoxy, aryloxy, hetaryloxy, arylC₁-C₆alkyloxy, hetarylC₁-C₆alkyloxy, C₁-C₆alkyloxyC₁-C₆alkyl, aryloxyC₁-C₆alkyl, arylC₁-C₆alkyloxyC₁-C₆alkyl, C₁-C₆alkylcarbonyl, arylcarbonyl, arylC₁-C₆alkylcarbonyl, arylC₁-C₆alkylcarbonyl, C₁-C₆alkylcarboxy, arylcarboxy, hetarylcarboxy, arylC₁-C₆alkylcarboxy or hetarylC₁-C₆alkylcarboxy;
- R⁹ is hydrogen, halo, hydroxy, cyano, C₁-C₆alkyl, methylendioxy, trihalomethyl, trihalo-methoxy, aryl, arylC₁-C₆alkyl, aryloxy, NR¹⁰R¹¹ or aryloxyC₁-C₆alkyl, wherein the aryl group is optionally substituted with one or more of R¹²;
- R¹⁰ and R¹¹ independently are hydrogen, C₁-C₆alkyl, aryl or arylC₁-C₆alkyl wherein the alkyl and aryl groups independently are optionally substituted with one or more of R¹³; or
- R¹⁰ and R¹¹ together with the nitrogen to which they are attached, are forming a saturated or partially saturated cyclic, bicyclic or tricyclic ring system containing from 4 to 10 carbon atoms and from 0 to 2 additional heteroatoms selected from nitrogen, oxygen or sulfur, the ring system optionally being substituted with at least one of C₁-C₆alkyl, aryl, hetaryl, arylC₁-C₆alkyl, hydroxy, oxo, C₁-C₆alkyloxy, arylC₁-C₆alkyloxy, C₁-C₆alkyloxyC₁-C₆alkyl, C₁-C₆alkylcarbonyl, arylcarbonyl, arylC₁-C₆alkylcarbonyl, C₁-C₆alkylcarboxy, arylcarboxy or arylC₁-C₆alkyl-carboxy;
- R¹² is oxo or halo;
- R¹³ is halo, hydroxy, cyano, C₁-C₆alkyl, C₁-C₆alkyloxy, NR¹⁴R¹⁵, methylendioxy, trihalomethyl, or trihalomethoxy;
- R¹⁴ and R¹⁵ independently are hydrogen, C₁-C₆alkyl, aryl, hetaryl, arylC₁-C₆alkyl or hetarylC₁-C₆alkyl;
- A is a single, double, triple or aromatic bond;
- X is a chemical bond, (CR¹⁶R¹⁷)_n or NR¹⁰, wherein R¹⁶ and R¹⁷ independently are hydrogen, oxo or C₁-C₆alkyl, or
- X, together with either R² or R³, is a double bond;
- Y is CR¹⁸ or nitrogen, wherein R¹⁸ is hydrogen, C₁-C₆alkyl, aryl, hetaryl, arylC₁-C₆alkyl or hetarylC₁-C₆alkyl; or
- R¹⁸ and either R² or R³ together are forming a saturated or partially saturated cyclic ring system containing from 1 to 4 carbon atoms, the ring system can optionally be substituted with at least one of C₁-C₆alkyl, aryl, hetaryl, arylC₁-C₆alkyl or hetarylC₁-C₆alkyl; or
- R¹⁸ with either R² or R³ and either R⁴ or R⁵ together are forming a saturated or partially saturated cyclic ring system having one common carbon atom containing from 8 to 12 carbon atoms, the ring system can optionally be substituted with at least one of C₁-C₆alkyl, aryl, hetaryl, arylC₁-C₆alkyl or hetarylC₁-C₆alkyl;
- n is 0, 1 or 2; or
- a salt thereof with a pharmaceutically acceptable acid or base, or optical isomer or mixture of optical isomers, racemic mixture, or tautomeric forms thereof.
4. The method according to claim 3, wherein in formula (I) R¹ is C₅-C₁₀cycloalkyl, C₅-C₁₀hetcycloalkyl, aryl, hetaryl, or arylC₁-C₆alkyl, wherein the cycloalkyl, hetcycloalkyl, aryl, hetaryl and arylalkyl groups independently are optionally substituted with one or more of R⁷.
5. The method according to claim 4, wherein in formula (I) R¹ is C₅-C₁₀hetcycloalkyl or aryl, wherein the cycloalkyl, hetcycloalkyl and aryl groups independently are optionally substituted with one or more of R⁷.
6. The method according to claim 3, wherein in formula (I) R² and R³ independently are hydrogen or C₁-C₆alkyl.
7. The method according to claim 3, wherein in formula (I) R² and R³ together with the carbon atom to which they are attached, are forming a saturated or partially saturated cyclic ring system containing from 3 to 6 carbon atoms and from 0

to 2 additional heteroatoms selected from nitrogen or oxygen, the ring system optionally being substituted with at least one of C₁-C₆alkyl, aryl, hetaryl, arylC₁-C₆alkyl, hetarylC₁-C₆alkyl, hydroxy, oxo, C₁-C₆alkyloxy, aryloxy, arylC₁-C₆alkyloxy or hetarylC₁-C₆alkyloxy.

8. The method according to claim 3, wherein in formula (I) R⁴ and R⁵ independently are hydrogen, C₁-C₆alkyl, C₁-C₆alkyloxy, aryloxyC₁-C₆alkyl, wherein the alkyl and aryl groups independently are optionally substituted with one or more of R⁹.

9. The method according to claim 8, wherein in formula (I) R⁴ and R⁵ together with the carbon atoms to which they are attached, are forming a saturated or partially saturated ring system containing from 5 to 8 carbon atoms and from 0 to 2 additional heteroatoms selected from nitrogen or oxygen, the ring system optionally being substituted with at least one of C₁-C₆alkyl.

10. The method according to claim 3, wherein in formula (I) R⁴ and either R² or R³ together are forming a saturated or partially saturated bridge containing from 1 to 4 carbon atoms, the bridge can optionally be substituted with at least one of C₁-C₆alkyl or arylC₁-C₆alkyl.

11. The method according to claim 3, wherein in formula (I) R⁶ is hydrogen or C₁-C₆alkyl.

12. The method according to claim 3, wherein in formula (I) R⁶ and either R⁴ or R⁵ together with the carbon atoms to which they are attached, are forming a saturated, partially saturated or aromatic ring system containing from 5 to 8 carbon atoms and from 0 to 2 additional heteroatoms selected from nitrogen or oxygen or sulphur, the ring system optionally being substituted with at least one of C₁-C₆alkyl, halo, trihalomethyl, C₁-C₆alkyloxy or arylC₁-C₆alkyloxy.

13. The method according to claim 3, wherein in formula (I) R⁷ and R⁸ independently are hydrogen, halo, hydroxy, cyano, C₁-C₆alkyl, C₁-C₆alkyloxy, trihalomethyl, trihalomethoxy, aryloxy, hetaryloxy, arylC₁-C₆alkyloxy, hetarylC₁-C₆alkyloxy, C₁-C₆alkyloxyC₁-C₆alkyl, aryloxyC₁-C₆alkyl or arylC₁-C₆alkyloxyC₁-C₆alkyl.

14. The method according to claim 3, wherein in formula (I) R⁹ is hydrogen.

15. The method according to claim 3, wherein in formula (I) A is a double or aromatic bond; X is (CR¹⁶R¹⁷)_m, wherein R¹⁶ and R¹⁷ independently are hydrogen or C₁-C₆alkyl and n is 1; Y is CR¹⁸ wherein R¹⁸ is hydrogen, C₁-C₆alkyl, aryl, hetaryl, arylC₁-C₆alkyl or hetarylC₁-C₆alkyl;

R⁶ and either R⁴ or R⁵ together with the carbon atoms to which they are attached, are forming an aromatic ring system containing 6 carbon atoms, the ring system optionally being substituted with at least one of C₁-C₆alkyl, aryl, arylC₁-C₆alkyl, NR¹⁰R¹¹, halo, trihalomethyl, trihalomethoxy, hydroxy, oxo, C₁-C₆alkyloxy, arylC₁-C₆alkyloxy, C₁-C₆alkyloxyC₁-C₆alkyl, C₁-C₆alkylcarbonyl, arylcarbonyl, arylC₁-C₆alkylcarbonyl, C₁-C₆alkylcarboxy, arylcarboxy or arylC₁-C₆alkylcarboxy.

16. The method according to claim 3, wherein the fused 1,2,4-triazole or a prodrug thereof is selected from the group consisting of:

3-(2-Bromo-phenyl)-6,7,8,9-tetrahydro-5H-[1,2,4]triazolo[4,3-a]azepine;

3-Phenyl-[1,2,4]triazolo[3,4-a]isoquinoline;

(2-Methoxy-benzyl)-(3-phenyl-[1,2,4]triazolo[4,3-b]pyridazin-6-yl)-amine;

3-(2-Fluoro-phenyl)-5-(4-methoxy-phenoxy)-[1,2,4]triazolo[4,3-c]quinazoline;

3-Phenyl-6,7,8,9-tetrahydro-5H-[1,2,4]triazolo[4,3-a]azepine;

3-(4-Chloro-phenyl)-6,7,8,9-tetrahydro-5H-[1,2,4]triazolo[4,3-a]azepine;

3-(3-Chloro-phenyl)-6,7,8,9-tetrahydro-5H-[1,2,4]triazolo[4,3-a]azepine;

3-(3,4-Dichloro-phenyl)-6,7,8,9-tetrahydro-5H-[1,2,4]triazolo[4,3-a]azepine;

5,5-Dimethyl-3-thiophen-2-yl-5,6-dihydro-[1,2,4]triazolo[3,4-a]isoquinoline;

3-(2-Chloro-phenyl)-6,7,8,9-tetrahydro-5H-[1,2,4]triazolo[4,3-a]azepine;

5,5-Dimethyl-3-(3,4,5-trimethoxy-phenyl)-5,6-dihydro-[1,2,4]triazolo[3,4-a]isoquinoline;

3-Furan-2-yl-5,5-dimethyl-5,6-dihydro-[1,2,4]triazolo[3,4-a]isoquinoline;

3-(3-Bromo-phenyl)-6,7,8,9-tetrahydro-5H-[1,2,4]triazolo[4,3-a]azepine;

3-(4-Bromo-phenyl)-5,5-dimethyl-5,6-dihydro-[1,2,4]triazolo[3,4-a]isoquinoline;

4-(5,5-Dimethyl-5,6-dihydro-[1,2,4]triazolo[3,4-a]isoquinolin-3-yl)-phenol;

3-(4-Methoxy-phenyl)-5,5,8,9-tetramethyl-5,6-dihydro-[1,2,4]triazolo[3,4-a]isoquinoline;

5,5-Dimethyl-3-phenyl-5,6-dihydro-[1,2,4]triazolo[3,4-a]isoquinoline;

3-(5,5-Dimethyl-5,6-dihydro-[1,2,4]triazolo[3,4-a]isoquinolin-3-yl)-phenol;

5,5-Dimethyl-3-p-tolyl-5,6-dihydro-[1,2,4]triazolo[3,4-a]isoquinoline;

5,5-Dimethyl-3-thiophen-2-yl-5,6-dihydro-[1,2,4]triazolo[3,4-a]isoquinoline;

7,10-Dimethoxy-5,5-dimethyl-3-phenyl-5,6-dihydro-[1,2,4]triazolo[3,4-a]isoquinoline;

3-(2,4-Dichloro-phenyl)-6,6-dimethyl-5,6,7,8-tetrahydro-[1,2,4]triazolo[4,3-a]pyrimidine;

2-(6,6-Dimethyl-5,6,7,8-tetrahydro-[1,2,4]triazolo[4,3-a]pyrimidin-3-yl)-phenol;

3-(2-Chloro-phenyl)-6,6-dimethyl-5,6,7,8-tetrahydro-[1,2,4]triazolo[4,3-a]pyrimidine;

4-Benzyl-3,5-di-p-tolyl-4H-[1,2,4]triazole;

3-p-Tolyl-6,7,8,9-tetrahydro-5H-[1,2,4]triazolo[4,3-a]azepine;

3-(4-Methoxy-phenyl)-6,7,8,9-tetrahydro-5H-[1,2,4]triazolo[4,3-a]azepine;

3-Pyridin-4-yl-6,7,8,9-tetrahydro-5H-[1,2,4]triazolo[4,3-a]azepine;

3-(4-Bromo-phenyl)-6,7,8,9-tetrahydro-5H-[1,2,4]triazolo[4,3-a]azepine;

3-Furan-2-yl-5,5,8,9-tetramethyl-5,6-dihydro-[1,2,4]triazolo[3,4-a]isoquinoline;

6,6-Dimethyl-3-(2-nitro-phenyl)-5,6,7,8-tetrahydro-[1,2,4]triazolo[4,3-a]pyrimidine;

3-(2,4-Dichloro-phenyl)-5,5-dimethyl-5,6-dihydro-[1,2,4]triazolo[3,4-a]isoquinoline; or

a salt thereof with a pharmaceutically acceptable acid or base, or any optical isomer or mixture of optical isomers, including a racemic mixture, or any tautomeric forms.

17. The method according to claim 3, comprising a pharmaceutical composition for the treatment, prevention and/or prophylaxis any conditions, disorders and diseases that are influenced by intracellular glucocorticoid levels.

18. The method according to claim 3, comprising a pharmaceutical composition for the treatment, prevention and/or prophylaxis of conditions, disorders or diseases of the metabolic syndrome, insulin resistance, dyslipidemia, hypertension and obesity.

19. The method according to claim 3, comprising a pharmaceutical composition for the treatment, prevention and/or prophylaxis of type 2 diabetes, impaired glucose tolerance (IGT), impaired fasting glucose (IFG).

20. The method according to claim 3, comprising a pharmaceutical composition for the delaying or prevention of the progression from IGT to type 2 diabetes.

21. The method according to claim 3, comprising a pharmaceutical composition for the delaying or prevention of the progression of the metabolic syndrome into type 2 diabetes.

22. The method according to claim 3, comprising a pharmaceutical composition for the treatment, prevention and/or prophylaxis of diabetic late complications including cardiovascular diseases; arteriosclerosis; atherosclerosis.

23. The method according to claim 3, comprising a pharmaceutical composition for the treatment, prevention and/or prophylaxis of neurodegenerative and psychiatric disorders.

24. The method according to claim 3, comprising a pharmaceutical composition for the treatment, prevention and/or prophylaxis of adverse effects of glucocorticoid receptor agonist treatment or therapy.

25. The method according to claim 17, wherein the pharmaceutical composition is for oral, nasal, buccal, transdermal, pulmonary or parenteral administration.

26. The method according to claim 17, wherein the pharmaceutical composition is in unit dosage form, comprising from about 0.05 mg to about 2000 mg/day, from about 0.1 mg to about 1000 mg, or from about 0.5 mg to about 500 mg per day of the compound.

27. A method for the treatment, prevention and/or prophylaxis of conditions, disorders or diseases wherein a modulation or an inhibition of the activity of 11 β HSD1 is beneficial, the method comprising administering to a subject in need thereof a therapeutically effective amount of a compound according to claim 3.

28. The method according to claim 27, wherein the treatment, prevention and/or prophylaxis is of any conditions, disorders and diseases that are influenced by intracellular glucocorticoid levels.

29. The method according to claim 27, wherein the condition, disorder or disease is the metabolic syndrome, insulin resistance, dyslipidemia, hypertension and obesity.

30. The method according to claim 27, wherein the condition, disorder or disease is type 2 diabetes, impaired glucose tolerance (IGT), impaired fasting glucose (IFG).

31. The method according to claim 27, for the delaying or prevention of the progression from IGT to type 2 diabetes.

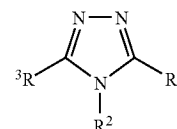
32. The method according to claim 27, for the delaying or prevention of the progression of the metabolic syndrome into type 2 diabetes.

33. The method according to claim 27, wherein the condition, disorder or disease is diabetic late complications including cardiovascular diseases; arteriosclerosis; atherosclerosis.

34. The method according to claim 27, wherein the condition, disorder or disease is neurodegenerative and psychiatric disorders.

35. The method according to claim 27, for the treatment, prevention and/or prophylaxis of adverse effects of glucocorticoid receptor agonist treatment or therapy.

36. A compound of formula (II)

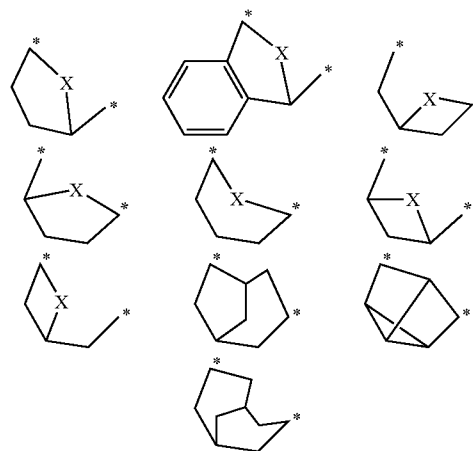


wherein

R¹ is aryl or hetaryl, wherein the aryl and hetaryl groups independently are optionally substituted with one or more of R⁷;

R² and R³ together with the atoms to which they are connected forms a C₅-C₁₀cycloalkyl or C₅-C₁₀heterocycloalkyl, wherein the cycloalkyl and heterocycloalkyl rings independently are optionally substituted with one or more of R³; or

R² and R³ are connected to one of the following ring systems at the carbon atoms marked with an asterisk (*)



wherein the ring systems independently are optionally substituted with one or more R³;

R⁷ is hydrogen, halo, hydroxy, cyano, nitro, C₁-C₆alkyl, C₁-C₆alkyloxy, trihalomethyl, trihalomethoxy, aryloxy, hetaryloxy, NR⁹R¹⁰, arylC₁-C₆alkyloxy, hetarylC₁-C₆alkyloxy, C₁-C₆alkyloxyC₁-C₆alkyl, aryloxyC₁-C₆alkyl, arylC₁-C₆alkyloxyC₁-C₆alkyl, C₁-C₆alkylcarbonyl, arylcarbonyl, hetarylcarbonyl, arylC₁-C₆alkylcarbonyl, hetarylC₁-C₆alkylcarbonyl, C₁-C₆alkyl-carboxy, arylcarboxy, hetarylcarboxy, arylC₁-C₆alkylcarboxy or hetarylC₁-C₆alkylcarboxy;

R⁸ is hydrogen, C₁-C₆alkyl, halo, aryl, hetaryl, arylC₁-C₆alkyl, NR⁹R¹⁰, trihalomethyl, trihalomethoxy, hydroxy, oxo, C₁-C₆alkyloxy, aryloxy, arylC₁-C₆alkyloxy, hetarylC₁-C₆alkyloxy, C₁-C₆alkyloxyC₁-C₆alkyl, C₁-C₆alkylcarbonyl, arylcarbonyl, arylC₁-C₆alkylcarbonyl, C₁-C₆alkylcarboxy, arylcarboxy or arylC₁-C₆alkylcarboxy;

R⁹ and R¹⁰ independently are hydrogen, C₁-C₆alkyl, aryl or arylC₁-C₆alkyl wherein the alkyl and aryl groups independently are optionally substituted with one or more of R¹¹; or

R⁹ and R¹⁰ together with the nitrogen to which they are attached, are forming a saturated or partially saturated cyclic, bicyclic or tricyclic ring system containing from 4 to 10 carbon atoms and from 0 to 2 additional heteroatoms selected from nitrogen, oxygen or sulfur, the ring system optionally being substituted with at least one of C₁-C₆alkyl, aryl, hetaryl, arylC₁-C₆alkyl, hydroxy, oxo, C₁-C₆alkyloxy, arylC₁-C₆alkyloxy, C₁-C₆alkyloxyC₁-C₆alkyl, C₁-C₆alkylcarbonyl, arylcarbonyl, arylC₁-C₆alkylcarbonyl, C₁-C₆alkylcarboxy, arylcarboxy or arylC₁-C₆alkylcarboxy;

R¹¹ is C₁-C₆alkyl, oxo or halo;

X is (CR¹²R¹³)_n, wherein R¹² and R¹³ independently are hydrogen, oxo, hydroxy or C₁-C₆alkyl; and

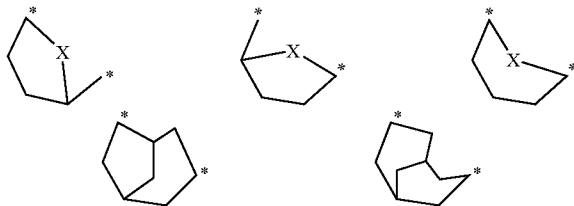
n is 1 or 2; or

a salt thereof with a pharmaceutically acceptable acid or base, or optical isomer or mixture of optical isomers, racemic mixture, or tautomeric forms thereof.

37. A compound according to claim **36**, wherein R¹ is aryl optionally substituted with R⁷.

38. A compound according to claim **37**, wherein R¹ is phenyl optionally substituted with R⁷.

39. A compound according to claim **36**, wherein R² and R³ are connected to one of the following ring systems at the carbon atoms marked with an asterisk (*)

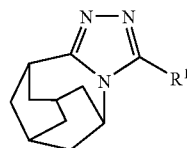


wherein the ring systems independently are optionally substituted with one or more R⁸ as defined above.

40. A compound according to claim **36**, wherein R⁷ is hydrogen, halo, hydroxy, cyano, C₁-C₆alkyl, C₁-C₆alkyloxy, trihalomethyl, aryloxy, arylC₁-C₆alkyloxy, hetarylC₁-C₆alkyloxy, C₁-C₆alkyloxyC₁-C₆alkyl, aryloxyC₁-C₆alkyl or arylC₁-C₆alkyloxyC₁-C₆alkyl.

41. A compound according to claim **36**, wherein R⁸ is hydrogen, C₁-C₆alkyl or halo.

42. A compound of formula (III)



wherein

R¹ is aryl or hetaryl, wherein the aryl and hetaryl groups independently are optionally substituted with one or more of R⁷;

R⁷ is hydrogen, halo, hydroxy, cyano, nitro, C₁-C₆alkyl, C₁-C₆alkyloxy, trihalomethyl, trihalomethoxy, aryloxy, hetaryl, NR⁹R¹⁰, arylC₁-C₆alkyloxy, hetarylC₁-C₆alkyloxy, C₁-C₆alkyloxyC₁-C₆alkyl, aryloxyC₁-

C₆alkyl, arylC₁-C₆alkyloxyC₁-C₆alkyl, C₁-C₆alkylcarbonyl, arylcarbonyl, hetarylcarbonyl, arylC₁-C₆alkylcarbonyl, hetarylC₁-C₆alkylcarbonyl, C₁-C₆alkyl-carboxy, arylcarboxy, hetarylcarboxy, arylC₁-C₆alkylcarboxy or hetarylC₁-C₆alkylcarboxy;

R⁹ and R¹⁰ independently are hydrogen, C₁-C₆alkyl, aryl or arylC₁-C₆alkyl wherein the alkyl and aryl groups independently are optionally substituted with one or more of R¹¹; or

R⁹ and R¹⁰ together with the nitrogen to which they are attached, are forming a saturated or partially saturated cyclic, bicyclic or tricyclic ring system containing from 4 to 10 carbon atoms and from 0 to 2 additional heteroatoms selected from nitrogen, oxygen or sulfur, the ring system optionally being substituted with at least one of C₁-C₆alkyl, aryl, hetaryl, arylC₁-C₆alkyl, hydroxy, oxo, C₁-C₆alkyloxy, arylC₁-C₆alkyloxy, C₁-C₆alkyloxyC₁-C₆alkyl, C₁-C₆alkyl-carbonyl, arylcarbonyl, arylC₁-C₆alkylcarbonyl, C₁-C₆alkylcarboxy, arylcarboxy or arylC₁-C₆alkylcarboxy;

R¹¹ is C₁-C₆alkyl, oxo or halo;

a salt thereof with a pharmaceutically acceptable acid or base, or optical isomer or mixture of optical isomers, racemic mixture, or tautomeric forms thereof.

43. A compound according to claim **42**, wherein R¹ is aryl optionally substituted with R⁷.

44. A compound according to claim **43**, wherein R¹ is phenyl optionally substituted with R⁷.

45. A compound according to claim **42**, wherein R⁷ is halo, hydroxy, cyano, C₁-C₆alkyl, C₁-C₆alkyloxy, trihalomethyl, trihalomethoxy, aryloxy, hetaryl, NR⁹R¹⁰, arylC₁-C₆alkyloxy, hetarylC₁-C₆alkyloxy, C₁-C₆alkyloxyC₁-C₆alkyl, aryloxyC₁-C₆alkyl, arylC₁-C₆alkyloxyC₁-C₆alkyl, C₁-C₆alkylcarbonyl, arylcarbonyl, hetarylcarbonyl, arylC₁-C₆alkylcarbonyl or hetarylC₁-C₆alkylcarbonyl.

46. A compound according to claim **45**, wherein R⁷ is C₁-C₆alkyloxy, trihalomethoxy, aryloxy, hetaryl, arylC₁-C₆alkyloxy, hetarylC₁-C₆alkyloxy, C₁-C₆alkyloxyC₁-C₆alkyl, aryloxyC₁-C₆alkyl or arylC₁-C₆alkyloxyC₁-C₆alkyl.

47. A compound according to claim **36** or **42**, which is 3-(2-Bromo-phenyl)-6,7,8,9-tetrahydro-5H-[1,2,4]triazolo[4,3-a]azepine;

3-(2-Phenoxymethyl-phenyl)-5,6,7,8-tetrahydro-[1,2,4]triazolo[4,3-a]azepin-9-one;

3-(2-Phenoxymethyl-phenyl)-6,7,8,9,10,11-hexahydro-5H-5,9:7,11-dimethano[1,2,4]triazolo[4,3-a]azonine;

3-(5-Bromo-pyridin-3-yl)-6,7,8,9-tetrahydro-5H-[1,2,4]triazolo[4,3-a]azepine;

3-(5-Hex-1-ynyl-pyridin-3-yl)-6,7,8,9-tetrahydro-5H-[1,2,4]triazolo[4,3-a]azepine;

3-(6-Chloro-pyridin-3-yl)-6,7,8,9-tetrahydro-5H-[1,2,4]triazolo[4,3-a]azepine;

3-(6-Morpholin-4-yl-pyridin-3-yl)-6,7,8,9-tetrahydro-5H-[1,2,4]triazolo[4,3-a]azepine;

3-Pyridin-3-yl-6,7,8,9-tetrahydro-5H-[1,2,4]triazolo[4,3-a]azepine;

3-(2-Benzoyloxymethyl-phenyl)-6,7,8,9-tetrahydro-5H-5,9-methano[1,2,4]triazolo[4,3-a]azepine;

3-Phenyl-[1,2,4]triazolo[3,4-a]isoquinoline; or

salt thereof with a pharmaceutically acceptable acid or base, or optical isomer or mixture of optical isomers, racemic mixture, or tautomeric forms thereof.

48. A compound according to claim 36 or 42, which is an agent useful for the treatment, prevention and/or prophylaxis of any conditions, disorders and diseases wherein a modulation or an inhibition of the activity of 11 β HSD1 is beneficial.

49. A compound according to claim 36 or 42, which is an agent useful for the treatment, prevention and/or prophylaxis of any conditions, disorders and diseases that are influenced by intracellular glucocorticoid levels.

50. A compound according to claim 36 or 42, which is an agent useful for the treatment, prevention and/or prophylaxis of conditions, disorders or diseases selected from the group consisting of the metabolic syndrome, insulin resistance, dyslipidemia, hypertension and obesity.

51. A compound according to claim 36 or 42, which is an agent useful for the treatment, prevention and/or prophylaxis of type 2 diabetes, impaired glucose tolerance (IGT), impaired fasting glucose (IFG).

52. A compound according to claim 36 or 42, which is an agent useful for the delaying or prevention of the progression from IGT into type 2 diabetes.

53. A compound according to claim 36 or 42 which is an agent useful for delaying or prevention of the progression of the metabolic syndrome into type 2 diabetes.

54. A compound according to claim 36 or 42, which is an agent useful for the treatment, prevention and/or prophylaxis of adverse effects of glucocorticoid receptor agonist treatment or therapy.

55. A pharmaceutical composition comprising, as an active ingredient, at least one compound according to claim 36 or 42, together with one or more pharmaceutically acceptable carriers or excipients.

56. The pharmaceutical composition according to claim 55, which is for oral, nasal, buccal, transdermal, pulmonal or parenteral administration.

57. The pharmaceutical composition according to claim 55, in unit dosage form, comprising from 0.05 mg to 2000 mg/day, from 0.1 mg to 1000 mg or from 0.5 mg to 500 mg per day of the compound according to claim 36 or 42.

58. A method for the treatment, prevention and/or prophylaxis of any conditions, disorders and diseases wherein a modulation or an inhibition of the activity of 11 β HSD1 is beneficial comprising, administering to a patient in need of such method a therapeutically effective amount of a compound according to claim 36 or 42.

59. A method for the treatment, prevention and/or prophylaxis of any conditions, disorders and diseases that are influenced by intracellular glucocorticoid levels comprising, administering to a patient in need of such method a therapeutically effective amount of a compound according to claim 36 or 42.

60. A method according to claim 58 or 59, wherein the disorders or diseases is selected from the group consisting of the metabolic syndrome, insulin resistance, dyslipidemia, hypertension and obesity.

61. A method for the treatment, prevention and/or prophylaxis of type 2 diabetes, impaired glucose tolerance (IGT), impaired fasting glucose (IFG), comprising administering to a patient in need of such method a therapeutically effective amount of a compound according to claim 36 or 42.

62. A method for the delaying or prevention of the progression from IGT to type 2 diabetes, comprising administering to a patient in need of such method a therapeutically effective amount of a compound according to claim 36 or 42.

63. A method for the delaying or prevention of the progression of the metabolic syndrome into type 2 diabetes, comprising administering to a patient in need of such method a therapeutically effective amount of a compound according to claim 36 or 42.

64. A method for the treatment, prevention and/or prophylaxis of adverse effects of glucocorticoid receptor agonist treatment or therapy, comprising administering to a patient in need of such method a therapeutically effective amount of a compound according to claim 36 or 42.

* * * * *