



US 20040123521A1

(19) **United States**

(12) **Patent Application Publication**

**Anderson**

(10) **Pub. No.: US 2004/0123521 A1**

(43) **Pub. Date: Jul. 1, 2004**

(54) **AQUATIC PLANTING PROCESS AND RELATED PLANT HOLDERS**

**Publication Classification**

(76) **Inventor: James F. Anderson, Ruskin, FL (US)**

(51) **Int. Cl.<sup>7</sup> ..... A01C 1/00**

(52) **U.S. Cl. .... 47/58.1 R**

Correspondence Address:

**DONALD R. BAHR  
2608 MERIDA LN  
TAMPA, FL 33618 (US)**

(57) **ABSTRACT**

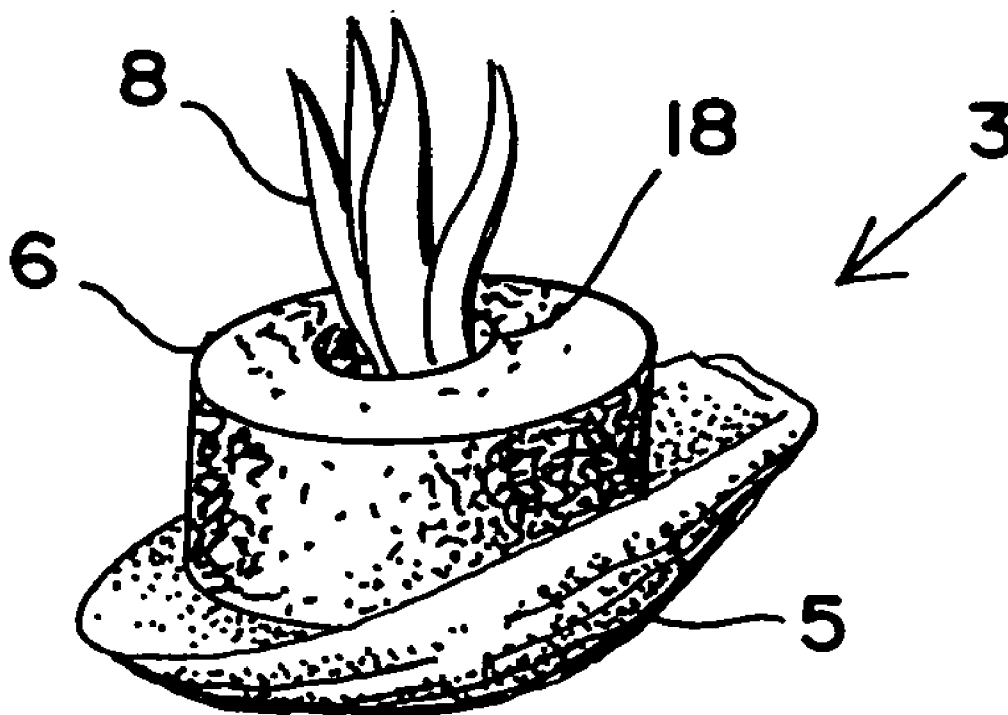
A process for planting aquatic plants underwater on the bottom and edges of estuary's where an aquatic plant which is ready for transplanting is positioned in a holder having a means for retaining the transplantable plant. The holder may be weighted with a bottom gripping section to secure the holder including the plant to the estuary bottom. The pre-formed holders may be positioned on the bottom of the estuary or broadcast on the surface. The preferred gripping sections are rocks, stones and mollusk shells. The holders also incorporates an organic button which retains the aquatic plant during the planting process.

(21) **Appl. No.: 10/736,341**

(22) **Filed: Dec. 15, 2003**

**Related U.S. Application Data**

(62) **Division of application No. 09/871,416, filed on May 31, 2001, now Pat. No. 6,665,981.**



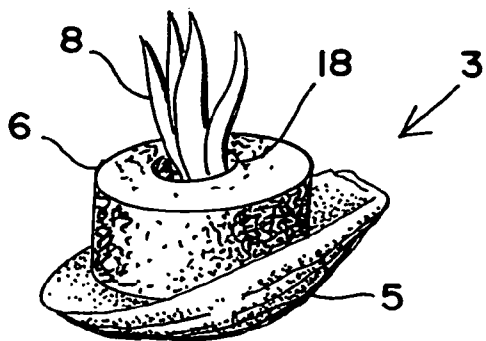


FIG. 1

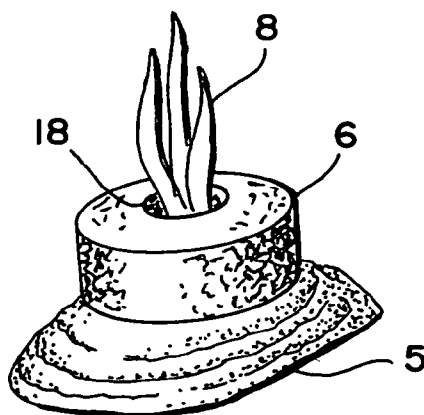


FIG. 2

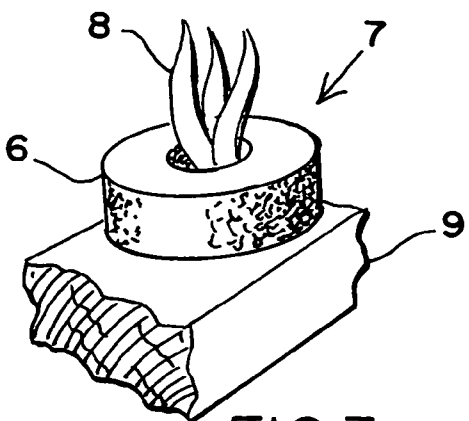


FIG. 3

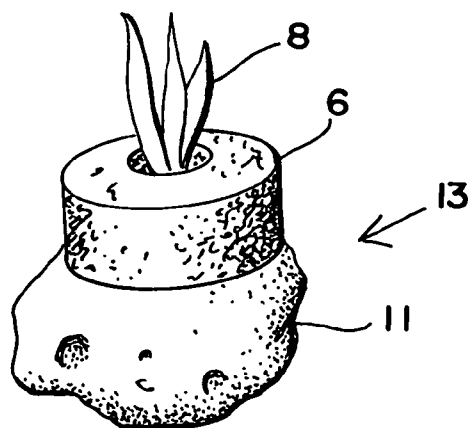


FIG. 4

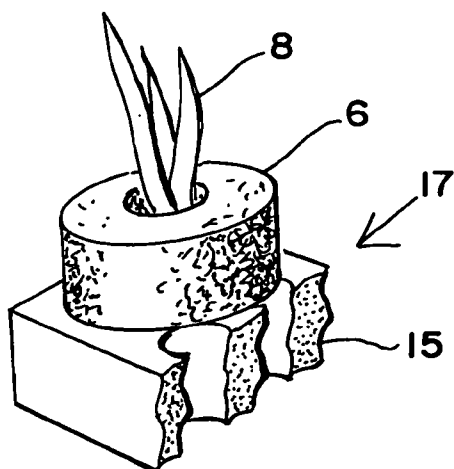


FIG. 5

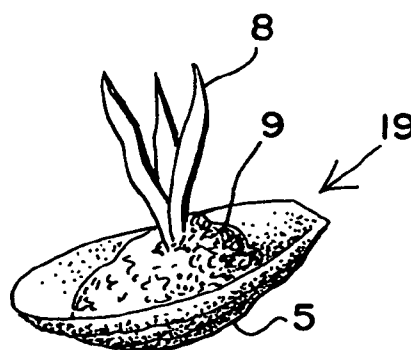


FIG. 6

**AQUATIC PLANTING PROCESS AND RELATED PLANT HOLDERS**

**RELATED APPLICATIONS**

[0001] This application is a divisional application of application Ser. No. 09/871,416, filed May 3, 2001, now U.S. Pat. No. 6,665,981.

[0002] This invention is concerned with a process and related apparatus whereby aquatic plants may be planted underwater for purposes of restoration. The restoration of all aspects of the environment has become extremely important in recent years, The three areas of restoration which are of primary importance are, reducing air pollution, restoring and cleaning up the land and cleaning up and restoring our waterways, the ocean and related estuaries. It is these related estuaries that are the primary thrust of the subject invention.

[0003] As a result of the decrease in water quality millions of acres of aquatic plant life, which form an important part of the aquatic eco system have been destroyed. That is because of a decrease in water quality, in other words pollution, aquatic plant life has been destroyed. In most cases this destruction has been gradual over a long period of years however, in some instances it can be rapid for example as a result of a ship wreck.

[0004] Because aquatic plant life is an important part of the complex aquatic environment, the restoration of this plant life is of primary importance.

[0005] The natural restoration of aquatic plant life is an extremely slow process. While it is possible to manually plant shoots of aquatic plants, due to the cost of labor, the manual planting of sea grass plants is at best marginally successful. Due to the difficulty of manually planting shoots of aquatic plants, the cost of manually planting just one acre of an estuary can be many tens of thousands of dollars. Further manually planting in some instances is of questionable success as the person doing the planting, in walking over the bottom of an estuary, does further damage by crushing other plants which may be growing in the area.

[0006] This invention is concerned with a process and apparatus whereby sea grass can be quickly planted in an economical fashion.

[0007] As used in connection with this invention the terms aquatic plant life and sea grass includes many species of plant life such as halodule wrightii (shoal grass), thalassia (turtle grass) etc.

[0008] Aquatic plant life as it exists in estuaries is important in preventing water pollution as this plant life acts as a filter for many pollutants and hence this plant life helps to maintain water quality.

[0009] The restoration of aquatic life to the bottom of our estuaries is extremely important as this aquatic plant life plays a critical function in the total marine eco system. A large number of important marine animals, both warm and cold blooded, rely totally or in part on this aquatic plant life for breeding areas, for cover, for food etc., for example the endangered manatee relies solely on sea grass as its food source.

**OBJECTS**

[0010] The primary object of this invention is a process whereby aquatic plant life may be positioned on and planted on the bottom and edges of an estuary.

[0011] Still another object is related apparatus whereby this planting may be effected with minimal damage to the bottom of the estuary.

[0012] Still another object of this invention is a process for growing aquatic plants that are suitable for planting on the bottom of an estuary.

[0013] Another object is a holder for use in planting aquatic plants.

**DESCRIPTION OF THE DRAWINGS**

[0014] **FIGS. 1 and 2** are perspective views showing holders which utilize mollusk shells.

[0015] **FIG. 3** is a perspective view showing a floatable holder.

[0016] **FIG. 4** is a perspective view of a holder which utilizes a stone.

[0017] **FIG. 5** is a perspective view of a holder which utilizes a brick section.

[0018] **FIG. 6** is a perspective view of a holder wherein the plant is secured with a biomass.

**DESCRIPTION OF THE PREFERRED EMBODIMENT**

[0019] The subject invention relates to a process for planting aquatic plants such as a wide variety of sea grasses. The invention is also concerned with a process for growing aquatic plants such that they are suitable for use with the process and apparatus of this invention.

[0020] The process of this invention, in its broadest terms, comprises the growing and positioning of a shoot of an aquatic plant in a holder which facilitates its planting underwater.

[0021] As is shown in U.S. Pat. No. 6,070,537 issued Jun. 6, 2000, this invention is concerned with a plurality of composite structures which may be manually positioned on an estuary bottom. Further these composite structures may be broadcast from a boat and allowed to settle to the bottom of the estuary. It is desirable to have the whole planting system formed from natural materials. A plurality of natural holders are illustrated in **FIGS. 1-6**.

[0022] One embodiment of a natural holder **3** is illustrated in **FIGS. 1 and 2**.

[0023] In this structure the plant retaining section is a button **6** which is secured to a mollusk shell **5**. Shell **5** is preferably one half of an oyster or clam shell. Aquatic plant shoot **8** protrudes from button **6**. Button **6** may incorporate fertilizer which will aid the growth of plant shoot **8**. Shell **5** forms the estuary bottom gripping section.

[0024] Since holder **3** is formed from a mollusk shell the composite system **3** is all natural and hence nothing foreign is introduced into or on the estuary bottom.

[0025] As is shown in **FIG. 2** button **6** may be secured to either side of mollusk shell **5**. However, it is preferred that button **6** be secured to the inside of mollusk shell **5** as is illustrated in **FIG. 1**.

[0026] In accordance with still another embodiment button **6**, as is defined structure is eliminated and replaced with

a biomass **9** as is shown in **FIG. 6**. Biomass **9** consist of a growing medium such as peat moss which is initially in a semi liquid paste form which incorporates an adhesive.

[0027] As is stated above in connection with button **6** biomass **9** may incorporate fertilizer and other plant nutrients.

[0028] **FIG. 3** illustrates another embodiment of an aquatic plant holder for use in this invention wherein a button **6** is secured to a floatable base **9**, a block of wood **9** being illustrated. The composite density of holder **7** is less than 1 therefore holder **7** will float. This ability to float is useful when it is desirable to plant plants in very shallow water as holder **7** can be broadcasted on to the water and allowed to the water and allowed to drift into shallow water until it is grounded and grips the estuary bottom. While a rectangular block of wood **9** is shown this base can assume other shapes such as disc shaped, tubular shaped or round shape.

[0029] Holder **7** is useful in planting plants at the water edge such as restoring mangroves wherein shoot **8** is a mangrove shoot which is allowed to drift to the edge of the estuary where it can take root.

[0030] **FIG. 4** illustrates still another embodiment of an aquatic plant holder **13** wherein a button **6** is secured to a rock **11** which forms the estuary bottom gripping section.

[0031] Still another embodiment of an aquatic plant holder **17** is shown in **FIG. 5**. In aquatic plant holder **17** a button **6** is secured to a section of brick **15**. Brick section **15** can be designed to designate over a period of time by controlling the degree to which brick section **15** is fired. Brick section **15** comprises the estuary bottom gripping section.

[0032] Referring to **FIG. 4** rock **11** can be any dense substance such as crushed aggregate, gravel, stones. etc.

[0033] After the formation of aquatic plant holders **3,7,13,17** and **19** aquatic plant **7** can be incubated in a nursery prior to the placement of the composite structures into the estuary.

[0034] The composite density of aquatic holders **3,13,17** and **19** is greater than 1 due to the incorporation of dense estuary bottom gripping sections **5,11** and **15** into the holders. Because these densities are greater than 1 these aquatic plant holders will sink to the estuary bottom.

[0035] While specific bases **5,7,11** and **15** are shown in **FIGS. 1-6** these estuary bottom gripping sections can also be formed from polymeric materials which are not harmful to the environment such as polymeric materials which are blended with materials such as starch. These blended polymeric materials can be engineered to decompose in a set period of time after being exposed to ultraviolet light or to an aqueous environment such as warm salt water.

[0036] Any suitable adhesive or mechanical means may be used to secure button **6** to a suitable base. An example of a suitable adhesive is an adhesive sold under the trademark 5200 by the 3M Corporation.

[0037] The plant gripping section button **6** can be formed from any material which is capable of holding plant **8** during the planting process. In the preferred embodiment button **6** is formed from an organic material such as compressed peat moss, compressed polystyrene beads, compressed manure,

mixtures thereof etc. Button **6** incorporates an aperture **18** which is capable of retaining plant **8**. Buttons being formed from compressed peat are the preferred embodiment for use with this invention as they are capable of holding plant **8** during incubation in a nursery and during planting.

[0038] Button **6** as used in this invention may be laced with fertilizer and trace minerals which aid in the growth and root formation of plant **8**.

[0039] Button **6** when formed from compressed peat moss expands after it is exposed to an aqueous environment.

[0040] If incubated in a nursery once plant **8** has formed roots, the composite structure is planted in accordance with the process of this invention.

[0041] A seed could be substituted for plant **8** in button **6** or its equivalent wherein the seed would germinate in button **6**.

[0042] The above description and drawings are illustrative of modifications that can be made without departing from the present invention, the scope of which is to be limited only by the following claims.

What is claimed is:

1. A process for planting individual aquatic plants or groups of aquatic plants in an estuary having a bottom, which comprises the steps of:

- a. positioning an aquatic plant or seed in a holder which has an aquatic plant or seed retaining section and a floating section which are secured to each other,
- b. placing said aquatic plant seed holder in an estuary such that it is allowed float and drift on said estuary,
- c. wherein the density of the composite aquatic plant or seed holder is less than 1 gm/cc.

2. The process of claim 1 wherein the holder is broadcast onto the estuary surface.

3. The process of claim 1 wherein the floating section disintegrates in a predetermined period of time.

4. The process of claim 2 wherein the floating section disintegrates in a predetermined period of time.

5. The process of claim 1 wherein the aquatic plant or seed retaining section is formed from an organic medium which is conducive of aquatic plant growth.

6. The process of claim 2 wherein the aquatic plant or seed retaining section is formed from an organic medium which is conducive of aquatic plant growth.

7. The process of claim 1 wherein the floating section is a piece of wood.

8. The process of claim 2 wherein the floating section is a piece of wood.

9. The process of claim 3 wherein the floating section is a piece of wood.

10. The process of claim 4 wherein the floating section is a piece of wood.

11. The process of claim 5 wherein the floating section is a piece of wood.

12. The process of claim 6 wherein the floating section is a piece of wood.

13. An aquatic plant or seed holder which is suited for the planting of aquatic plants or seeds in an estuary which

comprises, an aquatic plant or seed retaining section and a floating section are secured to each other.

**14.** An aquatic plant or seed holder of claim 13 wherein the aquatic plant or seed retaining section and the floating section are secured to each other with an adhesive.

**15.** The aquatic plant or seed holder of claim 13 wherein the estuary floating section is a member selected from the group consisting of piece of wood or a section of a cellular polymeric material.

**16.** The aquatic plant or seed holder of claim 14 wherein the aquatic plant or seed retaining section formed from an organic medium which is conducive to aquatic plant growth.

**17.** The process of claim 1 wherein the floating section is a member selected from the group consisting of a piece of wood or a section of a cellular polymeric material.

\* \* \* \* \*