



US005688819A

United States Patent [19]

Woodward et al.

[11] Patent Number: **5,688,819**

[45] Date of Patent: ***Nov. 18, 1997**

[54] CYCLOPENTANE HEPTANOIC ACID, 2-CYCLOALKYL OR ARYLALKYL DERIVATIVES AS THERAPEUTIC AGENTS

[75] Inventors: **David F. Woodward**, El Toro; **Steven W. Andrews**, Rancho Santa Marguerita; **Robert M. Burk**, Irvine; **Michael E. Garst**, Newport Beach, all of Calif.

[73] Assignee: **Allergan**, Waco, Tex.

[*] Notice: The term of this patent shall not extend beyond the expiration date of Pat. No. 5,607,978.

[21] Appl. No.: **605,567**

[22] Filed: **Feb. 22, 1996**

Related U.S. Application Data

[63] Continuation-in-part of Ser. No. 371,339, Jan. 11, 1995, Pat. No. 5,607,978, which is a continuation of Ser. No. 154,244, Nov. 18, 1993, abandoned, which is a division of Ser. No. 948,056, Sep. 21, 1992, Pat. No. 5,352,708.

[51] Int. Cl.⁶ **A61K 31/135**; A61K 31/44; A61K 31/38; A61K 31/34

[52] U.S. Cl. **514/357**; 514/438; 514/471; 514/514; 514/530; 514/548; 514/549; 514/551; 514/573; 514/613; 514/617; 514/659; 514/646; 514/729

[58] Field of Search 514/357, 530, 514/573, 613, 659, 729, 646, 438, 471, 514, 548, 549, 551, 617; 546/337; 560/121; 562/503, 504, 510; 564/189, 453, 454; 568/838

[56] References Cited

U.S. PATENT DOCUMENTS

4,055,602	10/1977	Nelson .	
4,171,331	10/1979	Biddlecom et al. .	
4,183,870	1/1980	Caton et al. .	
4,599,353	7/1986	Bito .	
4,994,274	2/1991	Chan et al. .	
5,034,413	7/1991	Chan et al. .	
5,352,708	10/1994	Woodward et al.	514/729
5,510,383	4/1996	Bishop et al.	514/530
5,545,665	8/1996	Burk	514/530
5,587,391	12/1996	Burk	514/357
5,607,978	3/1997	Woodward et al.	514/646

FOREIGN PATENT DOCUMENTS

0 093 380	11/1983	European Pat. Off. .
0 102 230	7/1984	European Pat. Off. .
0 253 094	1/1988	European Pat. Off. .
0 364 417	1/1989	European Pat. Off. .
0 453 127	10/1991	European Pat. Off. .

2 312 240	12/1976	France .
2 386 523	11/1978	France .
2 402 644	3/1979	France .
27 21 534	12/1977	Germany .
68 940	2/1974	Luxembourg .
90/02553	3/1990	WIPO .
92/08465	5/1992	WIPO .

OTHER PUBLICATIONS

Prostaglandins: vol. 13, No. 5, May 1977, Stoneham, MA, pp. 837-843, H.C. Arndt, "The Synthesis and Biological Activity of Prostaglandins Analogs Containing Spirocyclic Rings".

Tetrahedron: Vo. 32, 1976, Oxford GB, pp. 2747-2752, P. De Clercq et al, "Cyclopentanones-VXL, Prostaglandin Synthesis Involving Catalytic Hydrogenation of 2,3-Dialkyl-4-Hydroxy-2-Cyclopentenones".

Bito, L.Z., "Prostaglandins and Related Compounds as Potential Ocular Therapeutic Agents", Biological Protection with Prostaglandins (Cohen, M.M., ed., Boc Raton, FL, CRC Press Inc., 1985, pp. 231-252.

Bito, L.Z., "Prostaglandins, Old Concepts and New Perspectives," Arch Oph., vol. 105, Aug. 1987 pp. 1036-1039.

Starr, M.S., "Further Studies on the Effect of Prostaglandin on Intraocular Pressure in the Rabbit", Exp. Eye Res., (1971) 170-177.

Nilsson, Siv F.E., et al, "PGF2a Increases Uveoscleral Outflow", ARVO Abstract, p. 284, Invest. Ophthalmol. Vis. Sci. 28 (suppl) (1987).

Bito, L.Z., "Prostaglandins, Other Eicosanoids, and Their Derivatives as Potential Antiglaucoma Agents". Applied Pharmacology in the Medical Treatment of Glaucoma, pp. 477-505, 1984.

Primary Examiner—Jose G. Dees

Assistant Examiner—Mary C. Cebulak

Attorney, Agent, or Firm—Robert J. Baran; Martin A. Voet; Howard R. Lambert

[57] ABSTRACT

The present invention provides cyclopentane heptanoic acid, 2-cycloalkyl or arylalkyl compounds, which may be substituted in the 1-position with amino, amido, ether or ester groups, e.g., a 1-OH cyclopentane heptanoic acid, 2-(cycloalkyl or arylalkyl) compound. The cyclopentane heptanoic acid, 2-(cycloalkyl or arylalkyl) compounds of the present invention are potent ocular hypotensives, and are particularly suitable for the management of glaucoma. Moreover, the cyclopentane heptanoic, 2-(cycloalkyl or arylalkyl) compounds of this invention are smooth muscle relaxants with broad application in systemic hypertensive and pulmonary diseases; smooth muscle relaxants with application in gastrointestinal disease, reproduction, fertility, incontinence, shock, etc.

20 Claims, No Drawings

CYCLOPENTANE HEPTANOIC ACID, 2-CYCLOALKYL OR ARYLALKYL DERIVATIVES AS THERAPEUTIC AGENTS

CROSSREFERENCE TO RELATED APPLICATIONS

This patent application is a continuation-in-part of U.S. patent application Ser. No. 08/371,339, filed on Jan. 11, 1995 now U.S. Pat. No. 5,607,978 which is a continuation of U.S. patent application Ser. No. 08/154,244 which was filed on Nov. 18, 1993, now abandoned, which is a divisional of U.S. patent application Ser. No. 07/948,056, filed on Sep. 21, 1992, now U.S. Pat. No. 5,352,708 issued on Oct. 4, 1994, all of which are hereby incorporated by reference.

BACKGROUND OF THE INVENTION

1. Field of the Invention

The present invention provides cyclopentane heptanoic acid, 2-cycloalkyl or arylalkyl compounds, which may be substituted in the 1-position with amino, amido, ether or ester groups, e.g., a 1-OH cyclopentane heptanoic acid, 2-(cycloalkyl or arylalkyl) compound. The cyclopentane heptanoic acid, 2-(cycloalkyl or arylalkyl) compounds of the present invention are potent ocular hypotensives, and are particularly suitable for the management of glaucoma. Moreover, the cyclopentane heptanoic, 2-(cycloalkyl or arylalkyl) compounds of this invention are smooth muscle relaxants with broad application in systemic hypertensive and pulmonary diseases; smooth muscle relaxants with application in gastrointestinal disease, reproduction, fertility, incontinence, shock, etc.

2. Description of the Related Art

Ocular hypotensive agents are useful in the treatment of a number of various ocular hypertensive conditions, such as post-surgical and post-laser trabeculectomy ocular hypertensive episodes, glaucoma, and as presurgical adjuncts.

Glaucoma is a disease of the eye characterized by increased intraocular pressure. On the basis of its etiology, glaucoma has been classified as primary or secondary. For example, primary glaucoma in adults (congenital glaucoma) may be either open-angle or acute or chronic angle-closure. Secondary glaucoma results from pre-existing ocular diseases such as uveitis, intraocular tumor or an enlarged cataract.

The underlying causes of primary glaucoma are not yet known. The increased intraocular tension is due to the obstruction of aqueous humor outflow. In chronic open-angle glaucoma, the anterior chamber and its anatomic structures appear normal, but drainage of the aqueous humor is impeded. In acute or chronic angle-closure glaucoma, the anterior chamber is shallow, the filtration angle is narrowed, and the iris may obstruct the trabecular meshwork at the entrance of the canal of Schlemm. Dilatation of the pupil may push the root of the iris forward against the angle, and may produce pupillary block and thus precipitate an acute attack. Eyes with narrow anterior chamber angles are predisposed to acute angle-closure glaucoma attacks of various degrees of severity.

Secondary glaucoma is caused by any interference with the flow of aqueous humor from the posterior chamber into the anterior chamber and subsequently, into the canal of Schlemm. Inflammatory disease of the anterior segment may prevent aqueous escape by causing complete posterior synechia in iris bombe and may plug the drainage channel with exudates. Other common causes are intraocular tumors,

enlarged cataracts, central retinal vein occlusion, trauma to the eye, operative procedures and intraocular hemorrhage.

Considering all types together, glaucoma occurs in about 2% of all persons over the age of 40 and may be asymptotic for years before progressing to rapid loss of vision. In cases where surgery is not indicated, topical β -adrenoreceptor antagonists have traditionally been the drugs of choice for treating glaucoma.

Prostaglandins were earlier regarded as potent ocular hypertensives; however, evidence accumulated in the last two decades shows that some prostaglandins are highly effective ocular hypotensive agents and are ideally suited for the long-term medical management of glaucoma. (See, for example, Starr, M. S. *Exp. Eye Res.* 1971, 11, pp. 170-177; Bito, L. Z. *Biological Protection with Prostaglandins* Cohen, M. M., ed., Boca Raton, Fla. CRC Press Inc., 1985, pp. 231-252; and Bito, L. Z., *Applied Pharmacology in the Medical Treatment of Glaucomas* Drance, S. M. and Neufeld, A. H. eds., New York, Grune & Stratton, 1984, pp. 477-505). Such prostaglandins include PGF_{2a} , PGF_{1a} , PGE_2 , and certain lipid-soluble esters, such as C_1 to C_5 alkyl esters, e.g. 1-isopropyl ester, of such compounds.

In the U.S. Pat. No. 4,599,353 certain prostaglandins, in particular PGE_2 and PGF_{2a} and the C_1 to C_5 alkyl esters of the latter compound, were reported to possess ocular hypotensive activity and were recommended for use in glaucoma management.

Although the precise mechanism is not yet known, recent experimental results indicate that the prostaglandin-induced reduction in intraocular pressure results from increased uveoscleral outflow [Nilsson et al., *Invest. Ophthalmol. Vis. Sci.* 28 (suppl), 284 (1987)].

The isopropyl ester of PGF_{2a} has been shown to have significantly greater hypotensive potency than the parent compound, which was attributed to its more effective penetration through the cornea. In 1987 this compound was described as "the most potent ocular hypotensive agent ever reported." [See, for example, Bito, L. Z., *Arch. Ophthalmol.* 105, 1036 (1987), and Siebold et al., *Prodrug* 5, 3 (1989)].

Whereas prostaglandins appear to be devoid of significant intraocular side effects, ocular surface (conjunctival) hyperemia and foreign-body sensation have been consistently associated with the topical ocular use of such compounds, in particular PGF_{2a} and its prodrugs, e.g. its 1-isopropyl ester, in humans. The clinical potential of prostaglandins in the management of conditions associated with increased ocular pressure, e.g. glaucoma, is greatly limited by these side effects.

Certain phenyl and phenoxy mono, tri and tetra nor prostaglandins and their 1-esters are disclosed in European Patent Application 0,364,417 as useful in the treatment of glaucoma or ocular hypertension.

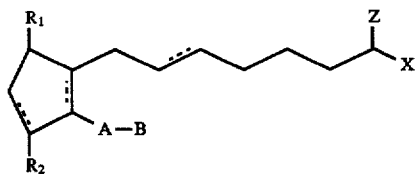
In a series of co-pending United States patent applications assigned to Allergan, Inc. prostaglandin esters with increased ocular hypotensive activity accompanied with no or substantially reduced side-effects are disclosed. The co-pending U.S. Ser. No. 386,835 (filed 27 Jul. 1989), relates to certain 11-acyl-prostaglandins, such as 11-pivaloyl, 11-acetyl, 11-isobutyryl, 11-valeryl, and 11-isovaleryl PGF_{2a} . Intraocular pressure reducing 15-acyl prostaglandins are disclosed in the copending application U.S. Ser. No. 357,394 (filed 25 May 1989). Similarly, 11,15-9,15- and 9,11-diester prostaglandins, for example 11,15-dipivaloyl PGF_{2a} are known to have ocular hypotensive activity. See the co-pending patent applications U.S. Ser. No. 385,645 filed 27 Jul. 1990, now U.S. Pat. No.

4,494,274; 584,370 which is a continuation of U.S. Ser. No. 386,312, and 585,284, now U.S. Pat. No. 5,034,413 which is a continuation of U.S. Ser. No. 386,834, where the parent applications were filed on 27 Jul. 1989. The disclosures of these patent applications are hereby expressly incorporated by reference.

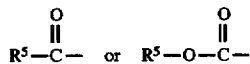
SUMMARY OF THE INVENTION

We have found that certain cyclopentane heptanoic acid, 2-cycloalkyl or arylalkyl compounds and derivatives thereof wherein the carboxylic acid group is replaced by a non-acidic substituent have pronounced effects on smooth muscle and are potent ocular hypotensive agents. We have further found that such compounds, in certain instances, may be significantly more potent than their respective parent compounds and, in the case of glaucoma surprisingly, cause no or significantly lower ocular surface hyperemia than the parent compounds.

The present invention relates to methods of treating cardiovascular, pulmonary-respiratory, gastrointestinal, reproductive, allergic disease, shock and ocular hypertension which comprises administering an effective amount of a cyclopentane heptanoic acid, 2-cycloalkyl or arylalkyl compound represented by the formula I



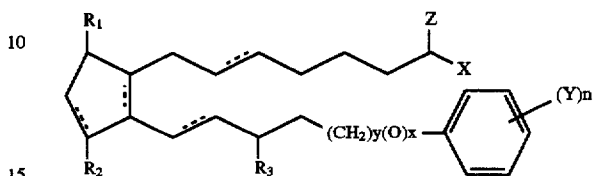
wherein the dashed bonds represent a single or double bond which can be in the cis or trans configuration, A is an alkylene or alkenylene radical having from two to six carbon atoms, which radical may be interrupted by one or more oxide radicals and substituted with one or more hydroxy, oxo, alkyloxy or alkylcarboxy groups wherein said alkyl radical comprises from one to six carbon atoms; B is a cycloalkyl radical having from three to seven carbon atoms, or an aryl radical, selected from the group consisting of hydrocarbyl aryl and heteroaryl radicals having from four to ten carbon atoms wherein the heteroatom is selected from the group consisting of nitrogen, oxygen and sulfur atoms; X is a radical selected from the group consisting of $-\text{OR}^4$ and $-\text{N}(\text{R}^4)_2$ wherein R^4 is selected from the group consisting of hydrogen, a lower alkyl radical having from one to six carbon atoms,



wherein R^5 is a lower alkyl radical having from one to six carbon atoms; Z is $=\text{O}$ or represents 2 hydrogen radicals; one of R_1 and R_2 is $=\text{O}$, $-\text{OH}$ or a $-\text{O}(\text{CO})\text{R}_6$ group, and the other one is $-\text{OH}$ or $-\text{O}(\text{CO})\text{R}_6$, or R_1 is $=\text{O}$ and R_2 is H, wherein R_6 is a saturated or unsaturated acyclic hydrocarbon group having from 1 to about 20 carbon atoms, or $-(\text{CH}_2)_m\text{R}_7$, wherein m is 0 or an integer of from 1 to 10, and R_7 is cycloalkyl radical, having from three to seven carbon atoms, or a hydrocarbyl aryl or heteroaryl radical, as defined above, or a pharmaceutically-acceptable salt thereof, provided, however, that when B is not substituted with a pendant heteroatom-containing radical, and Z is $=\text{O}$, then X is not $-\text{OR}^4$. (That is, the cycloalkyl or hydrocarbyl aryl or

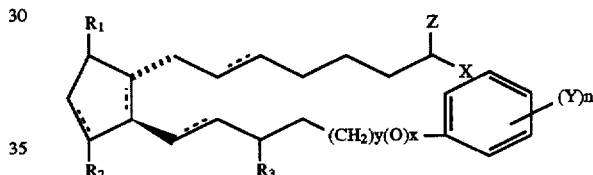
heteroaryl radical is not substituted with a pendant radical having an atom other than carbon or hydrogen.)

More preferably the method of the present invention comprises administering a cyclopentane heptanoic acid, 2-(phenyl alkyl or phenyloxyalkyl) represented by the formula II



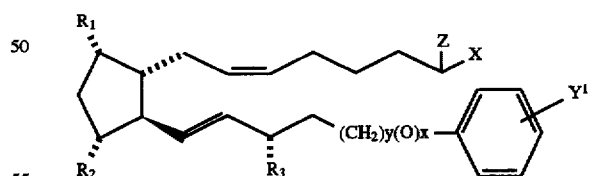
wherein y is 0 or 1, x is 0 or 1 and x and y are not both 1, Y is a radical selected from the group consisting of alkyl, halo, e.g. fluoro, chloro, etc., nitro, amino, thiol, hydroxy, alkyloxy, alkylcarboxy, halo substituted alkyl wherein said alkyl radical comprises from one to six carbon atoms, etc. and n is 0 or an integer of from 1 to about 3 and R_3 is $=\text{O}$, $-\text{OH}$ or $-\text{O}(\text{CO})\text{R}_6$ wherein R_6 is as defined above. Preferably, n is 1 or 2.

Preferably the compound used in the above method of treatment is a compound of formula (III).



wherein hatched lines indicate a configuration, solid triangles are used to indicate β configuration

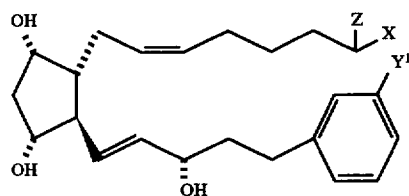
In another aspect, the present invention relates to a method of treating cardiovascular, pulmonary-respiratory, gastrointestinal, reproductive and allergic diseases, shock and ocular hypertension which comprises administering to a subject a pharmaceutical composition comprising a therapeutically effective amount of a compound of formula (IV)



wherein Y^1 is Cl or trifluoromethyl and the other symbols and substituents are as defined above, in combination with a pharmaceutical carrier.

Finally, the method of the present invention relates to a method of treating cardiovascular, pulmonary-respiratory, gastrointestinal, reproductive and allergic diseases, shock and ocular hypertension which comprises administering to a subject a pharmaceutical composition comprising a therapeutically effective amount of a compound of Formula V

5



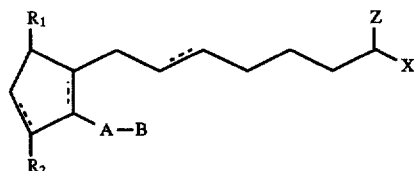
and the 9-and/or 11- and/or 15 esters thereof.

In a further aspect, the present invention relates to pharmaceutical compositions comprising a therapeutically effective amount of a compound of formulae (I), (II), (III), (IV) or (V) wherein the symbols have the above meanings, or a pharmaceutically acceptable salt thereof in admixture with a non-toxic, pharmaceutically acceptable liquid vehicle.

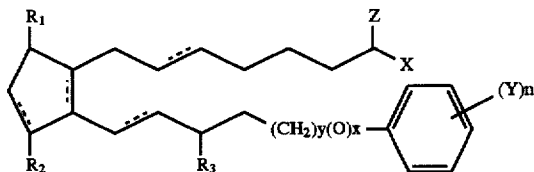
In a still further aspect, the present invention relates to cyclopentane heptanoic acid, 2-cycloalkyl or arylalkyl compounds of the above formulae, wherein the substituents and symbols are as defined hereinabove, or a pharmaceutically acceptable salt of such compounds.

DETAILED DESCRIPTION OF THE INVENTION

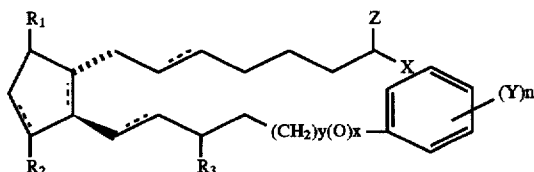
The present invention relates to the use of cyclopentane heptanoic acid, 2-cycloalkyl or arylalkyl compounds as therapeutic agents, e.g. as ocular hypotensives. These therapeutic agents are represented by compounds having the formula I.



as defined above. The preferred nonacidic cyclopentane heptanoic acid, 2-(phenyl alkyl or phenyloxyalkyl) compounds used in accordance with the present invention are encompassed by the following structural formula (II)

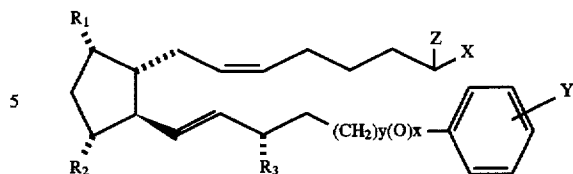


wherein the substituents and symbols are as hereinabove defined. More preferably the compounds are represented by formula (III).



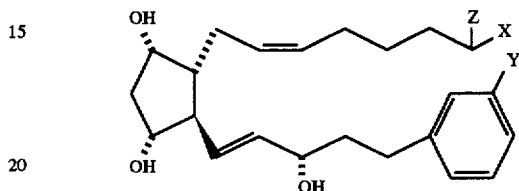
wherein the substituents and symbols are as defined above. More preferably, the compounds utilized in the present invention are compounds represented by the formula (IV)

6



wherein the substituents and the symbols are as defined above.

Most preferably the present invention utilizes the novel compounds of the formula (V)



and their 9- and/or 11- and/or 15-esters.

In all of the above formulae, as well as in those provided hereinafter, the dotted lines on bonds between carbons 5 and 6 (C-5), between carbons 13 and 14 (C-13), between carbons 8 and 12 (C-8), and between carbons 10 and 11 (C-10) indicate a single or a double bond which can be in the cis or trans configuration. If two solid lines are used that indicates a specific configuration for that double bond. Hatched lines at positions C-9, C-11 and C-15 indicate the α configuration. If one were to draw the β configuration, a solid triangular line would be used.

In the compounds used in accordance with the present invention, compounds having the C-9 or C-11 or C-15 substituents in the α or β configuration are contemplated. As hereinabove mentioned, in all formulae provided herein broken line attachments to the cyclopentane ring indicate substituents in the α configuration. Thickened solid line attachments to the cyclopentane ring indicate substituents in the β configuration. Also, the broken line attachment of the hydroxyl group or other substituent to the C-11 and C-15 carbon atoms signifies the α configuration.

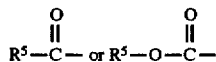
For the purpose of this invention, unless further limited, the term "alkyl" refers to alkyl groups having from one to ten carbon atoms, the term "cycloalkyl" refers to cycloalkyl groups having from three to seven carbon atoms, the term "aryl" refers to aryl groups having from four to ten carbon atoms. The term "saturated or unsaturated acyclic hydrocarbon group" is used to refer to straight or branched chain, saturated or unsaturated hydrocarbon groups having from one to about 6, preferably one to about 4 carbon atoms. Such groups include alkyl, alkenyl and alkynyl groups of appropriate lengths, and preferably are alkyl, e.g. methyl, ethyl, propyl, butyl, pentyl, or hexyl, or an isomeric form thereof.

The definition of R_6 may include a cyclic component, $-(CH_2)_nR_7$, wherein n is 0 or an integer of from 1 to 10, R_7 is an aliphatic ring from about 3 to about 7 carbon atoms, or an aromatic or heteroaromatic ring. The "aliphatic ring" may be saturated or unsaturated, and preferably is a saturated ring having 3-7 carbon atoms, inclusive. As an aromatic ring, R_7 preferably is phenyl, and the heteroaromatic rings have oxygen, nitrogen or sulfur as a heteroatom, i.e. R_7 may be thienyl, furanyl, pyridyl, etc. Preferably m is 0 or an integer of from 1 to 4.

Z is $=O$ or represents two hydrogen atoms.

X may be selected from the group consisting of $-OR^4$ and $-N(R^4)_2$ wherein R^4 is selected from the group con-

sisting of hydrogen, a lower alkyl radical having from one to six carbon atoms,



wherein R^5 is a lower alkyl radical having from one to six carbon atoms.

Preferred representatives of the compounds within the scope of the present invention are the compounds of formula V wherein X is —OH, i.e. cyclopentane heptenoic acid, 5-cis-2-(3- α -hydroxy-4-m-chlorophenoxy-1-trans-butenyl)-3,5-dihydroxy, [$1_{\alpha}, 2_{\beta}, 3_{\alpha}, 5_{\alpha}$] and cyclopentane methylheptenoate-5-cis-2(3- α -hydroxy-4-m-chlorophenoxy-1-trans-butenyl)-3, 5 dihydroxy, [$1_{6\alpha}, 2_{\beta}, 3_{\alpha}, 5_{\alpha}$] and the 9- and/or 11- and/or 15-esters of this compound. (The numbered designations in brackets refer to the positions on the cyclopentane ring.)

The following novel compounds may be used in the pharmaceutical compositions and the methods of treatment of the present invention.

(1) cyclopentane heptenol-5-cis-2-(3 α -hydroxy-5-phenyl-1-trans-pentenyl)-3, 5-dihydroxy, [$1_{\alpha}, 2_{\beta}, 3_{\alpha}, 5_{\alpha}$],

(2) cyclopentane heptenamide-5-cis-2-(3 α -hydroxy-5-phenyl-1-trans-pentenyl)-3, 5-dihydroxy, [$1_{\alpha}, 2_{\beta}, 3_{\alpha}, 5_{6\alpha}$]

(3) cyclopentane N,N-dimethylheptenamide-5-cis-2-(3 α -hydroxy-5-phenyl-1-trans-pentenyl)-3, 5-dihydroxy, [$1_{\alpha}, 2_{\beta}, 3_{\alpha}, 5_{\alpha}$]

(4) cyclopentane heptenyl methoxide-5-cis-2-(3 α -hydroxy-5-phenyl-1-trans-pentenyl)-3, 5-dihydroxy, [$1_{\alpha}, 2_{\beta}, 3_{\alpha}, 5_{\alpha}$]

(5) cyclopentane heptenyl ethoxide-5-cis-2-(3 α -hydroxy-4-meta-chlorophenoxy-1-trans-pentenyl)-3, 5-dihydroxy, [$1_{\alpha}, 2_{\beta}, 3_{\alpha}, 5_{\alpha}$]

(6) cyclopentane heptenylamide-5-cis-2-(3 α -hydroxy-4-meta-chlorophenoxy-1-trans-pentenyl)-3, 5-dihydroxy, [$1_{\alpha}, 2_{\beta}, 3_{\alpha}, 5_{\alpha}$]

(7) cyclopentane heptenylamide-5-cis-2-(3 α -hydroxy-4-trifluoromethylphenoxy-1-trans-pentenyl)-3, 5-dihydroxy, [$1_{\alpha}, 2_{\beta}, 3_{\alpha}, 5_{\alpha}$]

(8) cyclopentane N-isopropyl heptenamide-5-cis-2-(3 α -hydroxy-5-phenyl-1-trans-pentenyl)-3, 5-dihydroxy, [$1_{\alpha}, 2_{\beta}, 3_{\alpha}, 5_{\alpha}$]

(9) cyclopentane N-ethyl heptenamide-5-cis-2-(3 α -hydroxy-5-phenyl-1-trans-pentenyl)-3, 5 dihydroxy, [$1_{\alpha}, 2_{\beta}, 3_{\alpha}, 5_{\alpha}$]

(10) cyclopentane N-methyl heptenamide-5-cis-2-(3 α -hydroxy-5-phenyl-1-trans-pentenyl)-3, 5-dihydroxy, [$1_{\alpha}, 2_{\beta}, 3_{\alpha}, 5_{\alpha}$]

(11) cyclopentane heptenol-5-cis-2-(3 α -hydroxy-4-meta-chlorophenoxy-1-trans-butenyl)-3, 5-dihydroxy, [$1_{\alpha}, 2_{\beta}, 3_{\alpha}, 5_{\alpha}$]

(12) cyclopentane heptenamide-5-cis-2-(3 α -hydroxy-4-meta-chlorophenoxy-1-trans-butenyl)-3, 5-dihydroxy, [$1_{\alpha}, 2_{\beta}, 3_{\alpha}, 5_{\alpha}$]

(13) cyclopentane heptenol-5-cis-2-(3 α -hydroxy-5-phenyl-1-trans-pentenyl)3, 5-dihydroxy, [$1_{\alpha}, 2_{\beta}, 3_{\alpha}, 5_{\alpha}$]

A pharmaceutically acceptable salt is any salt which retains the activity of the parent compound and does not impart any deleterious or undesirable effect on the subject to whom it is administered and in the context in which it is administered. Such salts are those formed with pharmaceutically acceptable cations, e.g., alkali metals, alkali earth metals, etc.

Pharmaceutical compositions may be prepared by combining a therapeutically effective amount of at least one compound according to the present invention, or a pharma-

ceutically acceptable salt thereof, as an active ingredient, with conventional ophthalmically acceptable pharmaceutical excipients, and by preparation of unit dosage forms suitable for topical ocular use. The therapeutically efficient amount typically is between about 0.0001 and about 5% (w/v), preferably about 0.001 to about 1.0% (w/v) in liquid formulations.

For ophthalmic application, preferably solutions are prepared using a physiological saline solution as a major vehicle. The pH of such ophthalmic solutions should preferably be maintained between 4.5 and 8.0 with an appropriate buffer system, a neutral pH being preferred but not essential. The formulations may also contain conventional, pharmaceutically acceptable preservatives, stabilizers and surfactants.

Preferred preservatives that may be used in the pharmaceutical compositions of the present invention include, but are not limited to, benzalkonium chloride, chlorobutanol, thimerosal, phenylmercuric acetate and phenylmercuric nitrate. A preferred surfactant is, for example, Tween 80. Likewise, various preferred vehicles may be used in the ophthalmic preparations of the present invention. These vehicles include, but are not limited to, polyvinyl alcohol, povidone, hydroxypropyl methyl cellulose, poloxamers, carboxymethyl cellulose, hydroxyethyl cellulose cyclodextrin and purified water.

Tonicity adjustors may be added as needed or convenient. They include, but are not limited to, salts, particularly sodium chloride, potassium chloride, mannitol and glycerin, or any other suitable ophthalmically acceptable tonidity adjustor.

Various buffers and means for adjusting pH may be used so long as the resulting preparation is ophthalmically acceptable. Accordingly, buffers include acetate buffers, citrate buffers, phosphate buffers and borate buffers. Acids or bases may be used to adjust the pH of these formulations as needed.

In a similar vein, an ophthalmically acceptable antioxidant for use in the present invention includes, but is not limited to, sodium metabisulfite, sodium thiosulfate, acetylcysteine, butylated hydroxyanisole and butylated hydroxytoluene.

Other excipient components which may be included in the ophthalmic preparations are chelating agents. The preferred chelating agent is edentate disodium, although other chelating agents may also be used in place of or in conjunction with it.

The ingredients are usually used in the following amounts:

Ingredient	Amount (% w/v)
active ingredient	about 0.001-5
preservative	0-0.10
vehicle	0-40
tonicity adjustor	0-10
buffer	0.01-10
pH adjustor	q.s. pH 4.5-7.5
antioxidant	as needed
surfactant	as needed
purified water	as needed to make 100%

The actual dose of the active compounds of the present invention depends on the specific compound, and on the condition to be treated; the selection of the appropriate dose is well within the knowledge of the skilled artisan.

The ophthalmic formulations of the present invention are conveniently packaged in forms suitable for metered

application, such as in containers equipped with a dropper, to facilitate application to the eye. Containers suitable for dropwise application are usually made of suitable inert, non-toxic plastic material, and generally contain between about 0.5 and about 15 ml solution. One package may contain one or more unit doses.

Especially preservative-free solutions are often formulated in non-resealable containers containing up to about ten, preferably up to about five units doses, where a typical unit dose is from one to about 8 drops, preferably one to about 3 drops. The volume of one drop usually is about 20–35 ml.

The invention is further illustrated by the following non-limiting Examples.

EXAMPLE 1

Cyclopentane heptenoic acid, 5-cis-2-(3 α -hydroxy-4-m-chlorophenoxy-1-trans-butenyl)-3,5-dihydroxy, [1 α ,2 β ,3 α ,5 α]

This compound may be purchased from Cayman Chemical Company of Ann Arbor, Michigan or synthesized by methods known in the art.

EXAMPLE 2

Cyclopentane methylheptenoate-5-cis-2-(3 α -hydroxy-4-m-chlorophenoxy-1-trans-butenyl)-3, 5-dihydroxy; [1 α ,2 β ,3 α ,5 α]

To a stirred solution of cyclopentane heptenoic acid, 5-cis-2-(3 α -hydroxy-4-m-chlorophenoxy-1-trans-butenyl)-3,5-dihydroxy, [1 α ,2 β ,3 α ,5 α] (24 mg, 0.0565 mmol) in acetone (0.6 ml) at room temperature was added 1,8-diazabicyclo[5.4.0]undec-7-ene (DBU) (40, μ l, 0.27 mmol) and methyl iodide (20 μ l, 0.32 mmol). The reaction turned yellow with the DBU addition. The reaction was maintained at room temperature for 6.5 hours, then was diluted with ethyl acetate (30 ml) and filtered through a plug of celite

mmol) in NH₃ was heated at 80° C. for 12 hours. After cooling to room temperature, the solvents were evaporated and the residue was subjected to column chromatography to provide the named amide as 7.2 mg of a clear, colorless liquid.

EXAMPLE 4

Cyclopentane heptenoic acid-5-cis-2-(3 α -hydroxy-4-m-trifluoromethylphenoxy-1-trans-butenyl)-3,5-dihydroxy [1 α ,2 β ,3 α ,5 α]

This compound may be purchased from Cayman Chemical Company of Ann Arbor, Michigan or synthesized by methods known in the art.

EXAMPLE 5

Cyclopentane heptenamide-5-cis-2-(3 α -hydroxy-4-m-trifluoromethylphenoxy-1-trans-butenyl)-3, 5-dihydroxy [1 α ,2 β ,3 α ,5 α]

A mixture of the methyl ester of the compound of Example 4 (fluprostenol) and NH₄Cl in NH₃ is heated at 80° C. for 12 hours. After cooling to room temperature the solvents are evaporated and the residue is subjected to column chromatography to provide the named amide.

EXAMPLE 6

Measurement of intraocular pressure studies in dogs involved pneumatonometry performed in conscious, Beagle dogs of both sexes (10–15 kg). The animals remained conscious throughout the study and were gently restrained by hand. Drugs were administered topically to one eye as a 25 μ L volume drop, the other eye received 25 μ L vehicle (0.1% polysorbate 80:10 mM TRIS) as a control. 0.1% proparacaine was used for corneal anesthesia during tonometry. Intraocular pressure was determined just before drug administration and at 2, 4 and 6 hours thereafter on each day of the 5 day study. Drug was administered twice a day, with a 6 hour interval between doses that spanned the intraocular pressure measurement time frame. The result reported in Table 1, below.

TABLE 1

Comparison of effects of certain compounds of the invention on dog intraocular pressure. Values indicate mean changes from baseline intraocular pressure (\pm SEM) at predetermined times post-dosing. n = 8, *p < 0.05, **p < 0.01.

INTRAOCULAR PRESSURE (mmHg) CHANGE AT PREDETERMINED TIMES (HR)

COMPOUND	DOSE %	2	4	6	24
Example 1	0.01	-0.1 \pm 0.8	-5.2 \pm 1.4**	-4.3 \pm 0.8	-4.4 \pm 0.8
Example 1	0.1	-3.1 \pm 0.8**	-3.2 \pm 0.7	-2.7 \pm 0.8	—
Example 3	0.01	-2.2 \pm 1.0*	5.5 \pm 1.1**	-4.0 \pm 1.4*	2.7 \pm 1.1*
Example 3	0.1	-1.3 \pm 0.4*	2.3 \pm 0.7**	-2.6 \pm 0.6**	—
Example 5	0.1	-2.7 \pm 0.8*	-3.4 \pm 0.9*	-2.8 \pm 0.4**	-2.1 \pm 1.6*
Example 4	0.01	-0.9 \pm 0.7	-2.5 \pm 0.7*	-3.2 \pm 0.7**	-1.3 \pm 0.7
Fluprostenol	0.1	-1.3 \pm 0.1	-2.1 \pm 1.1	-2.7 \pm 1.3	-3.1 \pm 0.9*

55

with the aid of ethyl acetate. After concentration in vacuo, the residue was flushed with ethylacetate (EtOAc) through a 20 mm \times 160 mm column of silica to give the desired methyl ester.

EXAMPLE 3

Cyclopentane heptenamide-5-cis-2-(3 α -hydroxy-4-m-chlorophenoxy-1-trans-butenyl)-3, 5-dihydroxy, [1 α ,2 β ,3 α ,5 α]

A mixture of the methyl ester of the compound of Example 1 (9.2 mg, 0.0222 mmol) and NH₄Cl (10 mg, 0.187

60

EXAMPLE 7

Measurement of ocular surface hyperemia was visually assessed and scored according to the following schematic:

Hyperemia Score	Assigned Value
<1	1
1 slight	2
>1 < 2	3
2 moderate	4

65

-continued

Hyperemia Score	Assigned Value
>2 > 3	5
3 severe	6

(baseline scores for dogs are typically < 1)

The hyperemia value for each dog at a single time point (x) is obtained as follows: (treated eye value at hr x-baseline value)-(control eye value at hr x-baseline value). A composite value is then obtained by dividing the sum of the post-treatment measurement at each time point by the number of animals in the group: i.e. m/n where $m=n$ measurements of ocular surface hyperemia. Ocular surface hyperemia is evaluated at the same time points as intraocular pressure measurement. It should be noted that untreated dog eyes frequently have a pink/red tone. Thus, values of <1 and 1 are essentially within the normal range. The results are reported in Table 2, below.

TABLE 2

Comparison of effects of certain compounds of the invention on dog ocular surface hyperemia. Values are composite scores as indicated in the methods.

COMPOUND	DOSE %	OCULAR SURFACE HYPEREMIA: COMPOSITE SCORE
Example 1	0.01	—
Example 1	0.1	0.33
Example 3	0.01	—
Example 3	0.1	0.81
Example 5	0.1	0.81
Example 4	0.01	1.08
Fluprostenol	0.1	1.50

It is clear that the compounds of Examples 1, 3 and 5, unexpectedly, show better efficacy at lowering IOP than Example 4 while showing less hyperemia.

The compounds of the invention may also be useful in the treatment of various pathophysiological diseases including acute myocardial infarction, vascular thrombosis, hypertension, pulmonary hypertension, ischemic heart disease, congestive heart failure, and angina pectoris, in which case the compounds may be administered by any means that effect vasodilation and thereby relieve the symptoms of the disease. For example, administration may be by oral, transdermal, parenteral, subcutaneous, intravenous, intramuscular, intraperitoneal, transdermal, or buccal routes.

The compounds of the invention may be used alone, or in combination with other of the known vasodilator drugs.

The compounds of the invention may be formulated into an ointment containing about 0.10 to 10% of the active ingredient in a suitable base of, for example, white petrolatum, mineral oil and petroatum and lanolin alcohol. Other suitable bases will be readily apparent to those skilled in the art.

The pharmaceutical preparations of the present invention are manufactured in a manner which is itself known, for example, by means of conventional dissolving or suspending the compounds, which are all either water soluble or suspendable. For administration in the treatment of the other mentioned pathophysiological disorders. The pharmaceutical preparations which can be used orally include push-fit capsules made of gelatin, as well as soft, sealed capsules made of gelatin and a plasticizer such as glycerol or sorbitol. The push-fit capsules can contain the active compounds in liquid form that may be mixed with fillers such as lactose, binders such as starches, and/or lubricants such as talc or

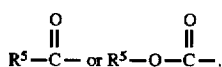
magnesium stearate and, optionally, stabilizers. In soft capsules, the active compounds are preferably dissolved or suspended in suitable liquids, such as in buffered salt solution. In addition, stabilizers may be added.

In addition to being provided in a liquid form, for example in gelatin capsule or other suitable vehicle, the pharmaceutical preparations may contain suitable excipients to facilitate the processing of the active compounds into preparations that can be used pharmaceutically. Thus, pharmaceutical preparations for oral use can be obtained by adhering the solution of the active compounds to a solid support, optionally grinding the resulting mixture and processing the mixture of granules, after adding suitable auxiliaries, if desired or necessary, to obtain tablets or dragee cores.

Suitable excipients are, in particular, fillers such as sugars, for example lactose or sucrose, mannitol or sorbitol, cellulose preparations and/or calcium phosphates, for example tricalcium phosphate or calcium hydrogen phosphate, as well as inders such as starch, paste using for example, maize starch, wheat starch, rich starch, potato starch, gelatin, tragacanth, methyl cellulose, hydroxypropylmethylcellulose, sodium carboxymethylcellulose, and/or polyvinyl pyrrolidone. If desired, disintegrating agents may be added such as the above-mentioned starches and also carboxymethyl-starch, crosslinked polyvinyl pyrrolidone, agar, or algenic acid or a salt thereof, such as sodium alginate. Auxiliaries are, above all, flow-regulating agents and lubricants, for example, silica, talc, stearic acid or salts thereof, such as magnesium stearate or calcium stearate, and/or polyethylene glycol. Dragee cores are provided with suitable coatings which if desired, are resistant to gastric juices. For this purpose, concentrated sugar solutions may be used, which may optionally contain gum arabic, talc, polyvinyl pyrrolidone, polyethylene glycol and/or titanium dioxide, lacquer solutions and suitable organic solvents or solvent mixtures. In order to produce coatings resistant to gastric juices, solutions of suitable cellulose preparations such as acetylcellulose phthalate or hydroxypropylmethyl-cellulose phthalate, are used. Dye stuffs or pigments may be added to the tablets or dragee coatings, for example, for identification or in order to characterize combinations of active compound doses.

Suitable formulations for intravenous or parenteral administration include aqueous solutions of the active compounds. In addition, suspensions of the active compounds as oily injection suspensions may be administered. Aqueous injection suspensions may contain substances which increase the viscosity of the suspension include, for example, sodium carboxymethyl cellulose, sorbitol, and/or dextran. Optionally, the suspension may also contain stabilizers.

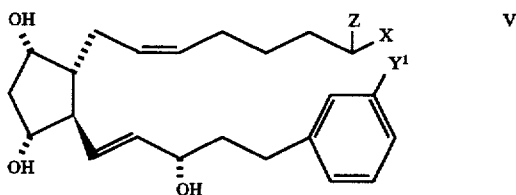
The foregoing description details specific methods and compositions that can be employed to practice the present invention, and represents the best mode contemplated. However, it is apparent for one of ordinary skill in the art that further compounds with the desired pharmacological properties can be prepared in an analogous manner, and that the disclosed compounds can also be obtained from different starting compounds via different chemical reactions. For example, the present invention contemplates certain products of the above disclosed compounds, wherein R^4 is



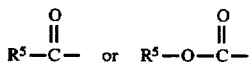
These compounds may be made by acylation or esterification of the corresponding hydroxy or amino derivative. Similarly, different pharmaceutical compositions may be prepared and used with substantially the same result. Thus, however detailed the foregoing may appear in text, it should not be construed as limiting the overall scope hereof; rather, the ambit of the present invention is to be governed only by the lawful construction of the appended claims.

We claim:

1. A method of treating ocular hypertension or glaucoma which comprises applying to the eye an amount sufficient to treat ocular hypertension or glaucoma of a compound represented by the formula V



wherein X is a radical selected from the group consisting of $-\text{OR}^4$ and $-\text{N}(\text{R}^4)_2$ wherein R^4 is selected from the group consisting of hydrogen, a lower alkyl radical having from one to six carbon atoms,



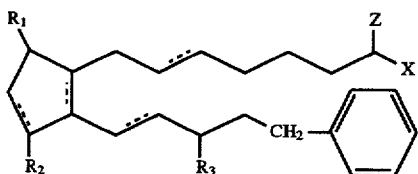
wherein R^5 is a lower alkyl radical having from one to six carbon atoms; Z is $=\text{O}$ or represents 2 hydrogen radicals; Y^1 is Cl or trifluoromethyl and the 9- and/or 11- and/or 15 esters, thereof.

2. The method of claim 1 wherein Z is $=\text{O}$ and X is selected from the group consisting of NH_2 .

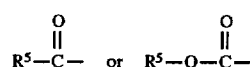
3. The method of claim 1 wherein Z is $=\text{O}$ and X is selected from the group consisting of amido radicals.

4. The method of claim 1 wherein X is selected from the group consisting of NH_2 and OCH_3 .

5. A method of treating ocular hypertension or glaucoma which comprises applying to the eye an amount sufficient to treat ocular hypertension or glaucoma of the formula



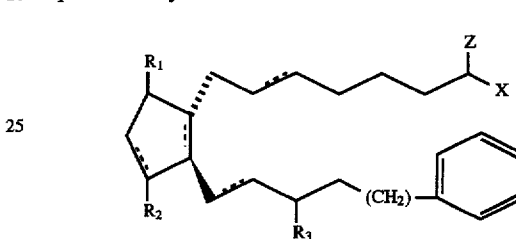
wherein the dashed bonds represent a single or double bond which can be in the cis or trans configuration, X is a radical selected from the group consisting of $-\text{OR}^4$ and $-\text{N}(\text{R}^4)_2$ wherein R^4 is selected from the group consisting of hydrogen, a lower alkyl radical having from one to six carbon atoms,



5 wherein R^5 is a lower alkyl radical having from one to six carbon atoms; Z is $=\text{O}$ or represents 2 hydrogen radicals; R_3 is $=\text{O}$, $-\text{OH}$ or $-\text{O}(\text{CO})\text{R}_6$; one of R_1 and R_2 is $=\text{O}$, $-\text{OH}$ or a $-\text{O}(\text{CO})\text{R}_6$ group, and the other one is $-\text{OH}$ or $-\text{O}(\text{CO})\text{R}_6$, or R_1 is $=\text{O}$ and R_2 is H, wherein R_6 is a saturated or unsaturated acyclic hydrocarbon group having from 1 to about 20 carbon atoms, or $-(\text{CH}_2)_m\text{R}_7$ wherein m is 0-10, and R_7 is cycloalkyl radical, having from three to seven carbon atoms, or a hydrocarbyl aryl or heteroaryl radical having from four to ten carbon atoms wherein the

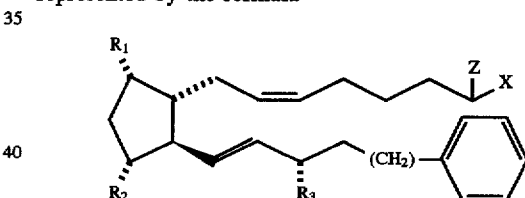
15 heteroatom is selected from the group consisting of nitrogen, oxygen and sulfur atoms; or a pharmaceutically-acceptable salt thereof, provided however that when Z is $=\text{O}$, then X is not $-\text{OR}^4$.

6. The method of claim 5 wherein said compound is

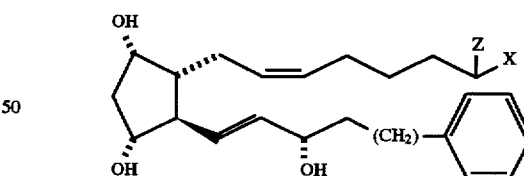


wherein hatched lines indicate the α configuration and solid triangles indicate the β configuration.

7. The method of claim 6 wherein said compound is represented by the formula



8. The method of claim 7 wherein said compound is represented by the formula



and the 9- and/or 11- and/or 15 esters, thereof.

9. The method of claim 8 wherein Z is $=\text{O}$ and X is $-\text{N}(\text{R}^4)_2$.

10. The method of claim 9 wherein said compound is selected from the group consisting of

60 cyclopentane heptenamide-5-cis-2-(3 α -hydroxy-5-phenyl-1-trans-pentenyl)-3,5-dihydroxy, [1 α ,2 β ,3 α ,5 α]; cyclopentane N,N-dimethylheptenamide-5-cis-2-(3 α -hydroxy-5-phenyl-1-trans-pentenyl)-3, 5-dihydroxy, [1 α ,2 β ,3 α ,5 α];

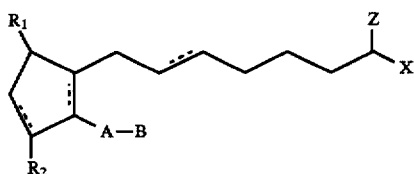
cyclopentane N-isopropyl heptenamide-5-cis-2-(3 α -hydroxy-5-phenyl-1-trans-pentenyl)-3, 5-dihydroxy, [1 α ,2 β ,3 α ,5 α];

15

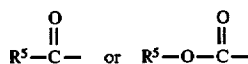
cyclopentane N-ethyl heptenamide-5-cis-2-(3 α -hydroxy-5-phenyl-1-trans-pentenyl)-3, 5-dihydroxy, [1 α ,2 β ,3 α ,5 α]; and

cyclopentane N-methyl heptenamide-5-cis-2-(3 α -hydroxy-5-phenyl-1-trans-pentenyl)-3, 5-dihydroxy, [1 α ,2 β ,3 α ,5 α].

11. A method of treating cardiovascular pulmonary-respiratory, gastrointestinal, reproductive and allergic diseases and shock in a human which comprises administering to said human an effective amount of a compound of formula I



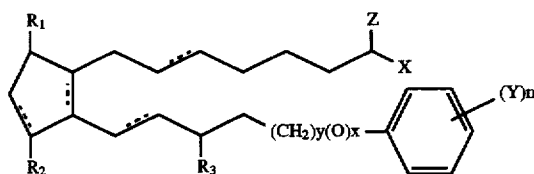
wherein the dashed bonds represent a single or double bond which can be in the cis or trans configuration. A is alkylene or alkenylene radical having from two to six carbon atoms, which radical may be interrupted by one or more oxide radicals and substituted with one or more hydroxy, oxo, alkyloxy or alkylcarboxy groups wherein said alkyl radical comprises from one to six carbon atoms, or an aryl radical selected from the group consisting of hydrocarbyl aryl and heteroaryl radicals having from four to ten carbon atoms wherein the heteroatom is selected from the group consisting of nitrogen, oxygen and sulfur atoms; B is a cycloalkyl radical having from three to seven carbon atoms, or an aryl radical, selected from the group consisting of hydrocarbyl aryl and heteroaryl radicals having from four to ten carbon atoms wherein the heteroatom is selected from the group consisting of nitrogen, oxygen and sulfur atoms; X is a radical selected from the group consisting of $-\text{OR}^4$ and $-\text{N}(\text{R}^4)_2$ wherein R^4 is selected from the group consisting of hydrogen, a lower alkyl radical having from one to six carbon atoms,



wherein R^5 is a lower alkyl radical having from one to six carbon atoms; Z is $=\text{O}$ or represents 2 hydrogen radicals; one of R_1 and R_2 is $=\text{O}$, $-\text{OH}$ or a $-\text{O}(\text{CO})\text{R}_6$ group, and the other one is $-\text{OH}$ or $-\text{O}(\text{CO})\text{R}_6$, or R_1 is $=\text{O}$ and R_2 is H, wherein R_6 is a saturated or unsaturated acyclic hydrocarbon group having from 1 to about 20 carbon atoms, or $-(\text{CH}_2)_m\text{R}_7$ wherein m is 0-10, and R_7 is cycloalkyl radical, having from three to seven carbon atoms, or a hydrocarbyl aryl or heteroaryl radical, as defined above, or a pharmaceutically-acceptable salt thereof, provided however that when B is not substituted with a pendant heteroatom-containing radical and Z is $=\text{O}$, then X is not $-\text{OR}^4$.

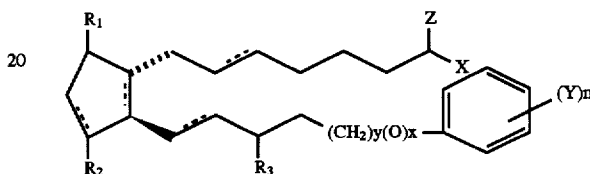
12. The method of claim 11 wherein said compound is represented by the formula (II)

16



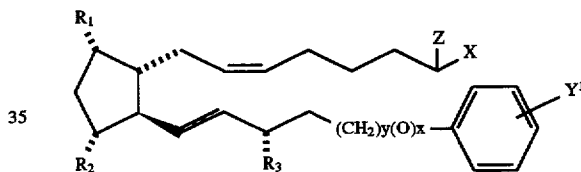
wherein y is 0 or 1, x is 0 or 1 and x+y are not both 1, Y is a radical selected from the group consisting of alkyl, halo, nitro, amino, thiol, hydroxy, alkyloxy, alkylcarboxy and halosubstituted alkyl, wherein said alkyl radical comprises from one to six carbon atoms, n is 0 or an integer of from 1 to 3 and R_3 is $=\text{O}$, $-\text{OH}$ or $-\text{O}(\text{CO})\text{R}_6$.

13. The method of claim 12 wherein said compound is represented by formula III.



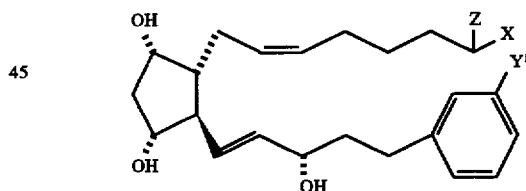
wherein hatched lines indicate the α configuration and solid triangles indicate the β configuration.

14. The method of claim 13 wherein said compound is represented by the formula IV.



wherein Y^1 is Cl or trifluoromethyl.

15. The method of claim 14 wherein said compound is represented by the formula V



and the 9- and/or 11- and/or 15 esters, thereof.

16. The method of claim 15 wherein Z is $=\text{O}$ and X is selected from the group consisting of NH_2 or OCH_3 .

17. The method of claim 15 wherein Y^1 is Cl or trifluoromethyl, Z is $=\text{O}$ and X is selected from the group consisting of alkoxy and amido radicals.

18. The method of claim 11 wherein said compound is selected from the group consisting of:

cyclopentane heptenol-5-cis-2-(3 α -hydroxy-5-phenyl-1-trans-pentenyl)-3, 5-dihydroxy, [1 α ,2 β ,3 α ,5 α];

cyclopentane heptenamide-5-cis-2-(3 α -hydroxy-5-phenyl-1-trans-pentenyl)-3, 5-dihydroxy, [1 α ,2 β ,3 α ,5 α];

cyclopentane N,N-dimethylheptenamide-5-cis-2-(3 α -hydroxy-5-phenyl-1-trans-pentenyl)-3, 5-dihydroxy, [1 α ,2 β ,3 α ,5 α];

- cyclopentane heptenyl methoxide-5-cis-2-(3 α -hydroxy-5-phenyl-1-trans-pentenyl)-3, 5-dihydroxy, [1 α ,2 β ,3 α ,5 α];
- cyclopentane heptenyl ethoxide-5-cis-2-(3 α -hydroxy-4-meta-chloro-phenoxy-1-trans-butenyl)-3, 5-dihydroxy, [1 α ,2 β ,3 α ,5 α];
- cyclopentane heptenylamide-5-cis-2-(3 α -hydroxy-4-meta-chloro-phenoxy-1-trans-butenyl)-3, 5-dihydroxy, [1 α ,2 β ,3 α ,5 α];
- cyclopentane heptenylamide-5-cis-2-(3 α -hydroxy-4-meta-trifluoromethyl-phenoxy-1-trans-butenyl)-3, 5-dihydroxy, [1 α ,2 β ,3 α ,5 α];
- cyclopentane N-isopropyl heptenamide-5-cis-2-(3 α -hydroxy-5-phenyl-1-trans-pentenyl)-3, 5-dihydroxy, [1 α ,2 β ,3 α ,5 α];
- cyclopentane N-ethyl heptenamide-5-cis-2-(3 α -hydroxy-5-phenyl-1-trans-pentenyl)-3, 5-dihydroxy, [1 α ,2 β ,3 α ,5 α];
- cyclopentane N-methyl heptenamide-5-cis-2-(3 α -hydroxy-5-phenyl-1-trans-pentenyl)-3, 5-dihydroxy, [1 α ,2 β ,3 α ,5 α];
- cyclopentane N-methyl heptenamide-5-cis-2-(3 α -hydroxy-5-phenyl-1-trans-pentenyl)-3, 5-dihydroxy, [1 α ,2 β ,3 α ,5 α];

- cyclopentane heptenol-5-cis-2-(3 α -hydroxy-4-m-chlorophenoxy-1-trans-butenyl)-3, 5-dihydroxy, [1 α ,2 β ,3 α ,5 α];
- cyclopentane heptenamide-5-cis-2-(3 α -hydroxy-4-m-chlorophenoxy-1-trans-butenyl)-3, 5-dihydroxy, [1 α ,2 β ,3 α ,5 α] and
- cyclopentane heptenol-5-cis-2-(3 α -hydroxy-5-phenylpentyl)-3, 5-dihydroxy, [1 α ,2 β ,3 α ,5 α].
19. The method of claim 17 wherein X is selected from the group consisting of NH₂ and OCH₃.
20. The method of claim 11 wherein said compound is selected from the group consisting of:
- cyclopentane heptenoic acid-5-cis-2-(3 α -hydroxy-4-meta-chloro-phenoxy-1-trans-butenyl)-3, 5-dihydroxy, [1 α ,2 β ,3 α ,5 α];
- cyclopentane heptenylamide-5-cis-2-(3 α -hydroxy-4-meta-chloro-phenoxy-1-trans-butenyl)-3, 5-dihydroxy, [1 α ,2 β ,3 α ,5 α];
- cyclopentane heptenylamide-5-cis-2-(3 α -hydroxy-4-meta-trifluoromethyl-phenoxy-1-trans-butenyl)-3, 5-dihydroxy, [1 α ,2 β ,3 α ,5 α]; and
- cyclopentane heptenoic acid-5-cis-2-(3 α -hydroxy-4-meta-trifluoromethylphenoxy-1-trans-butenyl)-3, 5-dihydroxy, [1 α ,2 β ,3 α ,5 α].

* * * * *

UNITED STATES PATENT AND TRADEMARK OFFICE

(12) CERTIFICATE EXTENDING PATENT TERM
UNDER 35 U.S.C. § 156

(68) PATENT NO. : 5,688,819
(45) ISSUED : November 18, 1997
(75) INVENTOR : David F. Woodward, et al.
(73) PATENT OWNER : Allergan
(95) PRODUCT : LUMIGAN® (bimatoprost)

This is to certify that an application under 35 U.S.C. § 156 has been filed in the United States Patent and Trademark Office, requesting extension of the term of U.S. Patent No. 5,688,819 based upon the regulatory review of the product LUMIGAN® (bimatoprost) by the Food and Drug Administration. Since it appears that the requirements of the law have been met, this certificate extends the term of the patent for the period of

(94) 698 days

from September 21, 2012, the original expiration date of the patent, subject to the payment of maintenance fees as provided by law, with all rights pertaining thereto as provided by 35 U.S.C. § 156(b).



I have caused the seal of the United States Patent and Trademark Office to be affixed this 12th day of October 2005.

Jon W. Dudas
Jon W. Dudas
Under Secretary of Commerce for Intellectual Property and
Director of the United States Patent and Trademark Office

UNITED STATES PATENT AND TRADEMARK OFFICE
CERTIFICATE OF CORRECTION

PATENT NO. : 5,688,819

Page 1 of 2

DATED : November 18, 1997

INVENTOR(S) : Woodward et al

It is certified that error appears in the above-identified patent and that said Letters Patent is hereby corrected as shown below: On the title page: Item [54] and Column 1, line 1,

Insert --NON-ACIDIC-- before "CYCLOPENTANE"

Column 6, line 38; delete "cydopentane" and insert in place thereof
--cyclopentane--

Column 6, line 39; delete "a" and insert in place thereof -- α --

Column 7, line 15; delete "1₆₀" and insert in place thereof --1 α --

Column 7, line 18; delete "cydopentane" and insert in place thereof
--cyclopentane--

Column 7, line 25; delete "5_{6a}" and insert in place thereof --5 α --

Column 7, line 26; delete "cydopentane" and insert in place thereof
--cyclopentane--

Column 8, line 29; delete "tonidty" and insert in place thereof --tonicity--

UNITED STATES PATENT AND TRADEMARK OFFICE
CERTIFICATE OF CORRECTION

PATENT NO. : 5,688,819

Page 2 of 2

DATED : November 18, 1997

INVENTOR(S) : Woodward et al

It is certified that error appears in the above-identified patent and that said Letters Patent is hereby corrected as shown below:

Column 17, line 16; delete "1_a, 2_b, 3_a, 5_a" and insert in place thereof
--1_a, 2_b, 3_a, 5_a--

Signed and Sealed this
Eighth Day of December, 1998

Attest:



BRUCE LEHMAN

Attesting Officer

Commissioner of Patents and Trademarks

UNITED STATES PATENT AND TRADEMARK OFFICE


(12) CERTIFICATE EXTENDING PATENT TERM
UNDER 35 U.S.C. § 156

(68) PATENT NO. : 5,688,819
(45) ISSUED : November 18, 1997
(75) INVENTOR : David F. Woodward, et al.
(73) PATENT OWNER : Allergan
(95) PRODUCT : LUMIGAN® (bimatoprost)

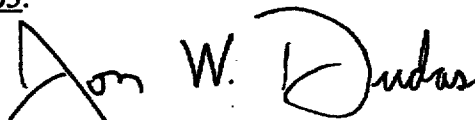
This is to certify that an application under 35 U.S.C. § 156 has been filed in the United States Patent and Trademark Office, requesting extension of the term of U.S. Patent No. 5,688,819 based upon the regulatory review of the product LUMIGAN® (bimatoprost) by the Food and Drug Administration. Since it appears that the requirements of the law have been met, this certificate extends the term of the patent for the period of

(94) 698 days

from September 21, 2012, the original expiration date of the patent, subject to the payment of maintenance fees as provided by law, with all rights pertaining thereto as provided by 35 U.S.C. § 156(b).



I have caused the seal of the United States Patent and Trademark Office to be affixed this 12th day of October 2005.


Jon W. Dudas
Under Secretary of Commerce for Intellectual Property and
Director of the United States Patent and Trademark Office

UNITED STATES PATENT AND TRADEMARK OFFICE
CERTIFICATE OF CORRECTION

PATENT NO. : 5,688,819
APPLICATION NO. : 08/605567
DATED : November 18, 1997
INVENTOR(S) : Woodward et al.

Page 1 of 3

It is certified that error appears in the above-identified patent and that said Letters Patent is hereby corrected as shown below:

On the Title Page Item - 54 -, in "Title", in column 1, line 1, before "CYCLOPENTANE" insert -- NON-ACIDIC --.

On the Title Page Item - 56 -, under "Other Publications", in column 2, line 3, delete "Spirocyclic" and insert -- Spirocyclic --, therefor.

On the Title Page Item - 56 -, under "Other Publications", in column 2, line 6, delete "Clercqet al" and insert -- Clercqet et al. --, therefor.

On the Title Page Item - 56 -, under "Other Publications", in column 2, line 6, delete "Cyclopentanones-VXI" and insert -- Cyclopentenones-XVI --, therefor.

On the Title Page Item - 56 -, under "Other Publications", in column 2, line 23, delete "Glaucoma," and insert -- Glaucoma", --, therefor.

In column 1, line 1, before "CYCLOPENTANE" insert -- NON-ACIDIC --.

In column 1, line 5, delete "CROSSREFERENCE" and insert -- CROSS-REFERENCE --, therefor.

In column 4, line 40, after "configuration" insert -- . --.

In column 6, line 37, delete "cydopentane" and insert -- cyclopentane --, therefor.

In column 6, line 38, delete "a" and insert -- α --, therefor.

In column 6, line 48, delete "acydic" and insert -- acyclic --, therefor.

In column 7, line 12, delete "3- α hydroxy" and insert -- 3 α -hydroxy --, therefor.

In column 7, line 14, delete "3- α hydroxy" and insert -- 3 α -hydroxy --, therefor.

In column 7, line 15, delete "1₆₀" and insert -- 1 α --, therefor.

In column 7, line 18, delete "cydopentane" and insert -- cyclopentane --, therefor.

In column 7, line 23, delete "5_a]," and insert -- 5 α] --, therefor.

In column 7, line 25, delete "5_{6a}" and insert -- 5 α --, therefor.

UNITED STATES PATENT AND TRADEMARK OFFICE
CERTIFICATE OF CORRECTION

PATENT NO. : 5,688,819
APPLICATION NO. : 08/605567
DATED : November 18, 1997
INVENTOR(S) : Woodward et al.

Page 2 of 3

It is certified that error appears in the above-identified patent and that said Letters Patent is hereby corrected as shown below:

In column 7, line 26, delete "cydopentane" and insert -- cyclopentane --, therefor.

In column 7, line 53, delete "cydopentane" and insert -- cyclopentane --, therefor.

In column 7, line 57, after "5_a]" insert -- . --.

In column 8, line 29, delete "tonidty" and insert -- tonicity --, therefor.

In column 9, line 28, delete "dihydroxy;" and insert -- dihydroxy, --, therefor.

In column 10, line 9, delete "[1_α,2_β,3_α,5_α]" and insert -- [1_α,2_β,3_α,5_α] --, therefor.

In column 10, line 17, delete "[1_α,2_β,3_α,5_α]" and insert -- [1_α,2_β,3_α,5_α] --, therefor.

In column 11, line 23, delete "suface" and insert -- surface --, therefor.

In column 11, line 53, delete "petroatum" and insert -- petrolatum --, therefor.

In column 12, line 20, delete "caldum" and insert -- calcium --, therefor.

In column 13, line 30, in Claim 1, delete "--OR⁴" and insert -- of --OR⁴ --, therefor.

In column 13, line 39, in Claim 1, delete "Y'" and insert -- Y¹ --, therefor.

In column 13, line 65, in Claim 5, delete "or" and insert -- of --, therefor.

In column 14, line 65, in Claim 10, delete "hepteneamide" and insert -- heptenamide --, therefor.

In column 15, line 42, in Claim 11, delete "or" and insert -- of --, therefor.

In column 15, line 66, in Claim 12, after "compound" insert -- is --.

In column 16, line 12, in Claim 12, delete "hydroxy,." and insert -- hydroxy, --, therefor.

In column 16, line 17, in Claim 13, delete "III." and insert -- III --, therefor.

In column 16, line 29, in Claim 14, delete "IV." and insert -- IV --, therefor.

In column 16, line 40, in Claim 15, after "compound is" delete "a".

UNITED STATES PATENT AND TRADEMARK OFFICE
CERTIFICATE OF CORRECTION

PATENT NO. : 5,688,819
APPLICATION NO. : 08/605567
DATED : November 18, 1997
INVENTOR(S) : Woodward et al.

Page 3 of 3

It is certified that error appears in the above-identified patent and that said Letters Patent is hereby corrected as shown below:

In column 17, line 16, in Claim 18, delete “[1_a,2_b,3_a,5_a]” and insert -- [1_α,2_β,3_α,5_α] --, therefor.

In column 17, line 24, in Claim 18, delete “pentenyl-3” and insert -- pentenyl)-3 --, therefor.

In column 18, line 22, in Claim 20, delete “heptenonic” and insert -- heptenoic --, therefor.

Signed and Sealed this

Twenty-sixth Day of June, 2007

A handwritten signature in black ink on a light gray dotted background. The signature reads "Jon W. Dudas" in a cursive style.

JON W. DUDAS

Director of the United States Patent and Trademark Office