



US009790282B2

(12) **United States Patent**  
**Orentas et al.**

(10) **Patent No.:** **US 9,790,282 B2**  
(45) **Date of Patent:** **Oct. 17, 2017**

(54) **ANTI-CD276 POLYPEPTIDES, PROTEINS, AND CHIMERIC ANTIGEN RECEPTORS**

*C07K 2317/622* (2013.01); *C07K 2317/73* (2013.01); *C07K 2317/92* (2013.01); *C07K 2319/00* (2013.01)

(71) Applicants: **THE UNITED STATES OF AMERICA, AS REPRESENTED BY THE SECRETARY, DEPARTMENT OF HEALTH AND HUMAN SERVICES**, Washington, DC (US); **BIOMED VALLEY DISCOVERIES, INC.**, Kansas City, MO (US)

(58) **Field of Classification Search**  
None  
See application file for complete search history.

(56) **References Cited**

FOREIGN PATENT DOCUMENTS

EP	2703486 A1	5/2014
WO	2008/116219 A2	9/2008
WO	2012/079000 A1	6/2012
WO	2012/147713 A1	11/2012
WO	2013/059593 A1	4/2013

OTHER PUBLICATIONS

Rudikoff et al. (PNAS USA, 1982, 79: 1979-1983).\*  
Coleman et al. (Research in Immunology, 1994; 145(1): 33-36).\*  
Abaza et al. (Journal of Protein Chemistry, vol. 11, No. 5, 1992, pp. 433-444).\*  
Gussov et al. (1991, Methods in Enzymology 203:99-121).\*  
Ibragimova and Wade (Biophysical Journal, Oct. 1999, vol. 77, pp. 2191-2198).\*  
Gura (Science, 1997, 278:1041-1042).\*  
Chames et al (British J. of Pharmacology, 2009, 157, 220-233).\*  
Byers, T. (CA Cancer Journal, vol. 49, No. 6, Nov./Dec. 1999).\*  
Violette and Saad (J Am Board Fam Med 2012; 25: 111-119).\*  
International Search Report for PCT/US2014/031543, mailed Jul. 21, 2014.  
Jemal, A., et al. Cancer statistics, 2007. CA Cancer J Clin. Jan.-Feb. 2007;57(1):43-66.  
Loo, D., et al. Development of an Fc-enhanced anti-B7-H3 monoclonal antibody with potent antitumor activity. Clin Cancer Res. Jul. 15, 2012;18(14):3834-45.  
Orentas, R.J., et al. Identification of cell surface proteins as potential immunotherapy targets in 12 pediatric cancers. Front Oncol. Dec. 17, 2012;2:194.  
Written Opinion of the International Searching Authority for PCT/US2014/031543, mailed Jul. 21, 2014.

\* cited by examiner

*Primary Examiner* — Peter J Reddig  
(74) *Attorney, Agent, or Firm* — Bryan Cave LLP

(57) **ABSTRACT**

Polypeptides and proteins that specifically bind to and immunologically recognize CD276 are disclosed. Chimeric antigen receptors (CARs), anti-CD276 binding moieties, nucleic acids, recombinant expression vectors, host cells, populations of cells, and pharmaceutical compositions relating to the polypeptides and proteins are also disclosed. Methods of detecting the presence of cancer in a mammal and methods of treating or preventing cancer in a mammal are also disclosed.

**29 Claims, 8 Drawing Sheets**

(72) Inventors: **Rimas J Orentas**, Chevy Chase, MD (US); **Zhongyu Zhu**, Frederick, MD (US); **Crystal L Mackall**, Bethesda, MD (US); **Dimitar S Dimitrov**, Frederick, MD (US); **Bradley St. Croix**, Frederick, MD (US); **Saurabh Saha**, Leawood, KS (US)

(73) Assignees: **The United States of America, as represented by the Secretary, Department of Health and Human Services**, Washington, DC (US); **Biomed Valley Discoveries, Inc.**, Kansas City, MO (US)

(\* ) Notice: Subject to any disclaimer, the term of this patent is extended or adjusted under 35 U.S.C. 154(b) by 41 days.

(21) Appl. No.: **14/779,586**

(22) PCT Filed: **Mar. 24, 2014**

(86) PCT No.: **PCT/US2014/031543**

§ 371 (c)(1),

(2) Date: **Sep. 24, 2015**

(87) PCT Pub. No.: **WO2014/160627**

PCT Pub. Date: **Oct. 2, 2014**

(65) **Prior Publication Data**

US 2016/0053017 A1 Feb. 25, 2016

**Related U.S. Application Data**

(63) Continuation of application No. 61/805,001, filed on Mar. 25, 2013.

(51) **Int. Cl.**

**C07K 16/30** (2006.01)

**G01N 33/574** (2006.01)

**C07K 16/28** (2006.01)

(52) **U.S. Cl.**

CPC ..... **C07K 16/30** (2013.01); **C07K 16/2827** (2013.01); **G01N 33/57492** (2013.01); **C07K 2317/21** (2013.01); **C07K 2317/33** (2013.01);

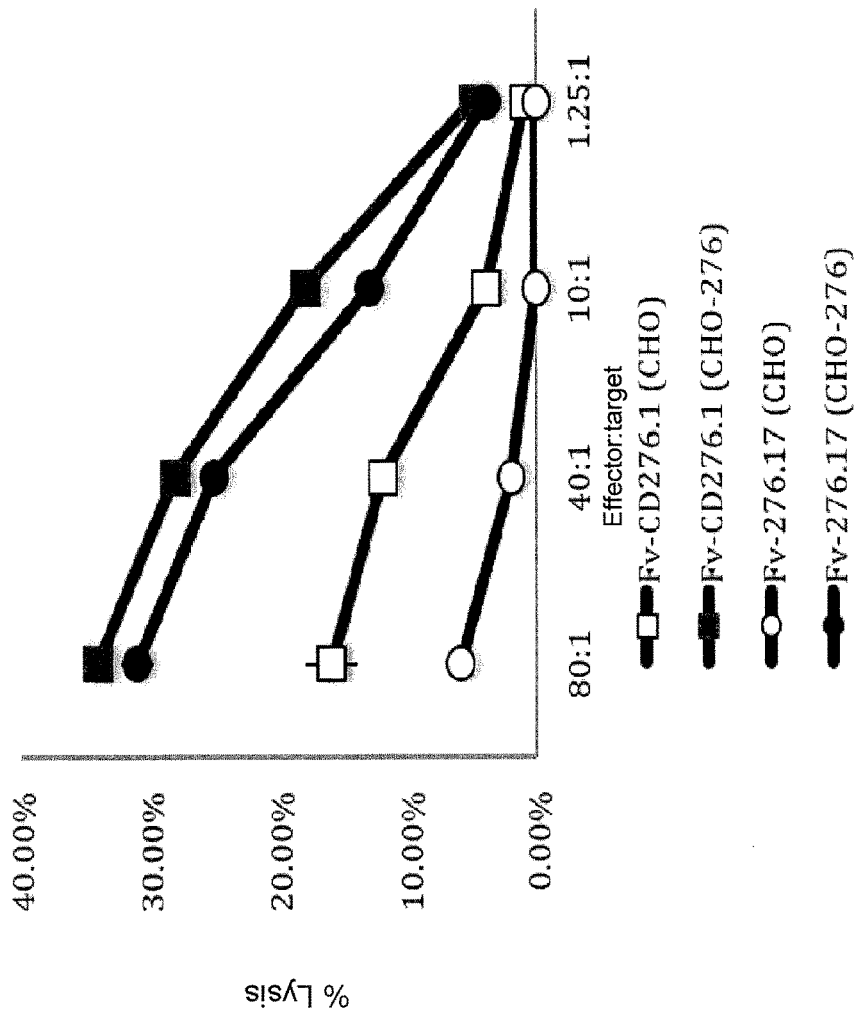


FIG. 1

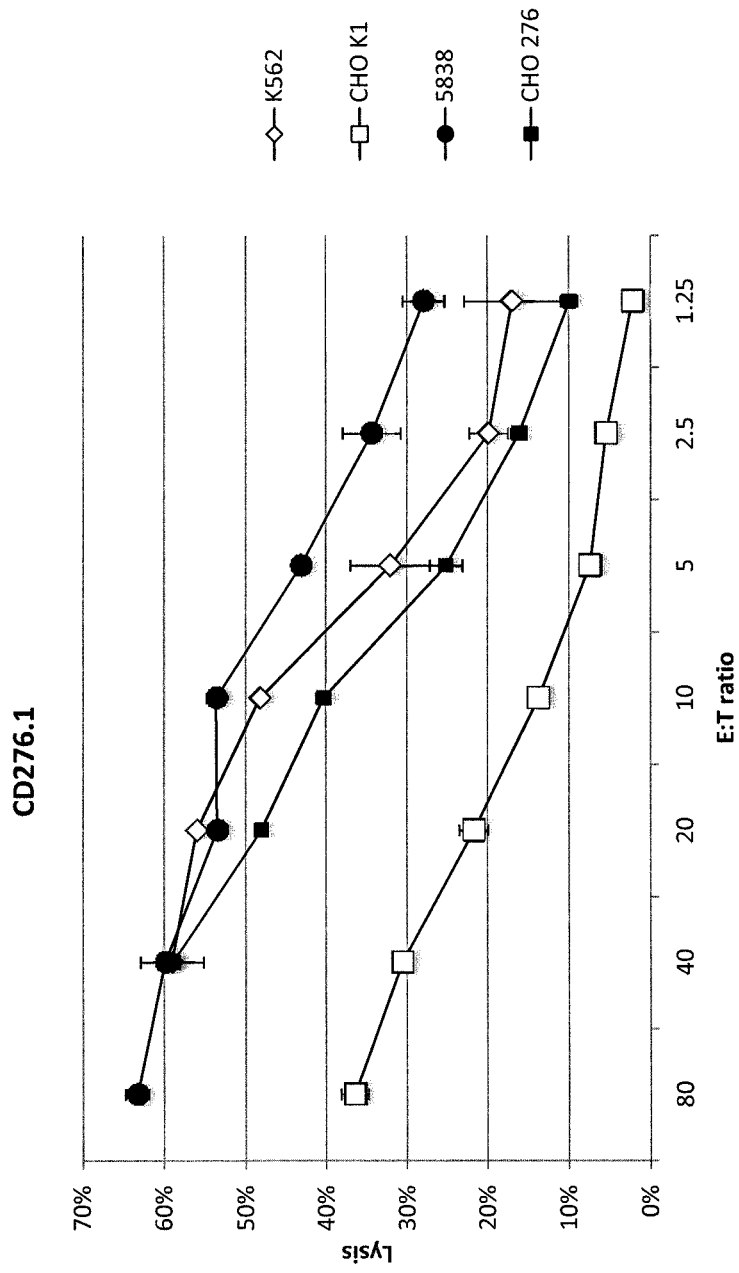


FIG. 2

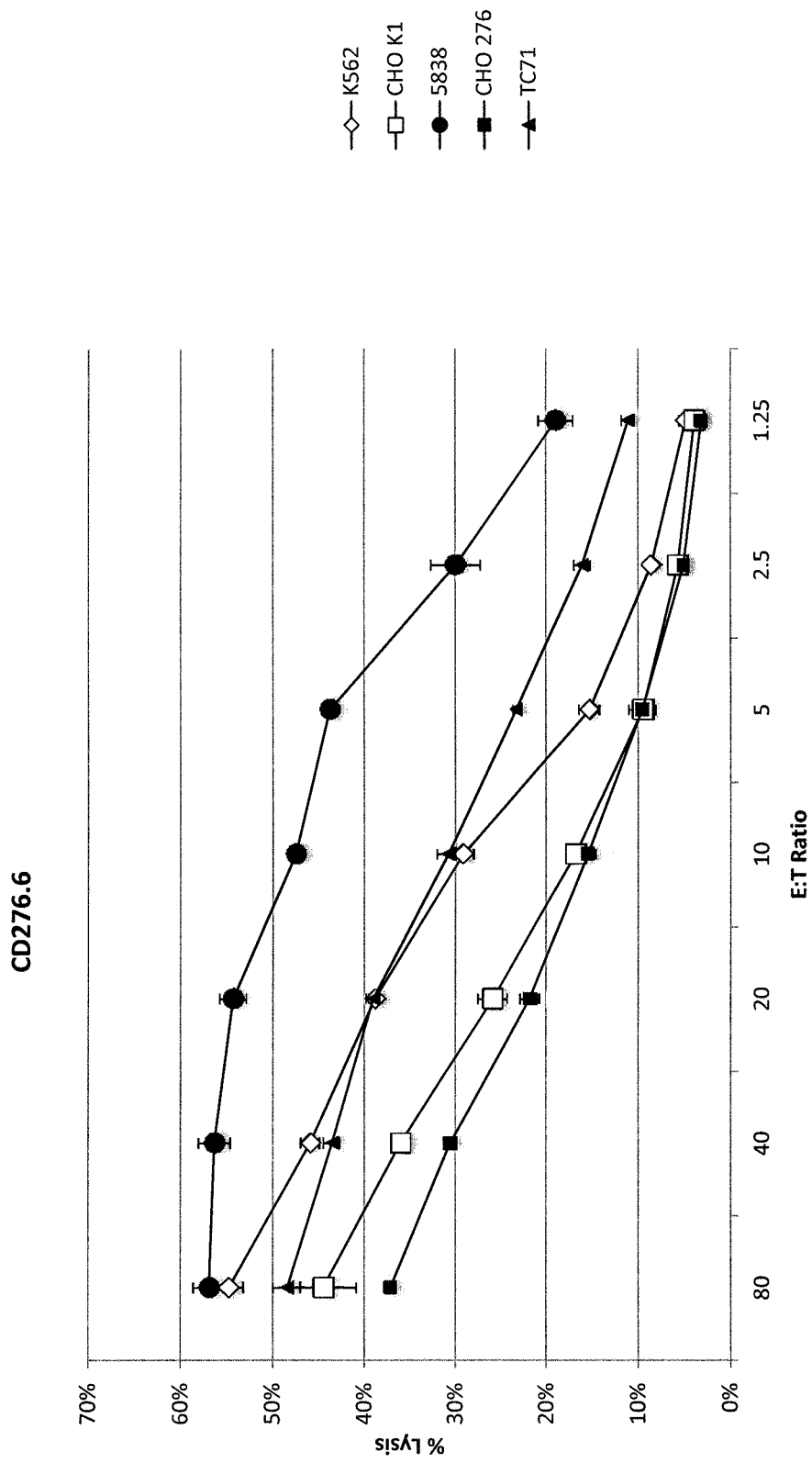


FIG. 3

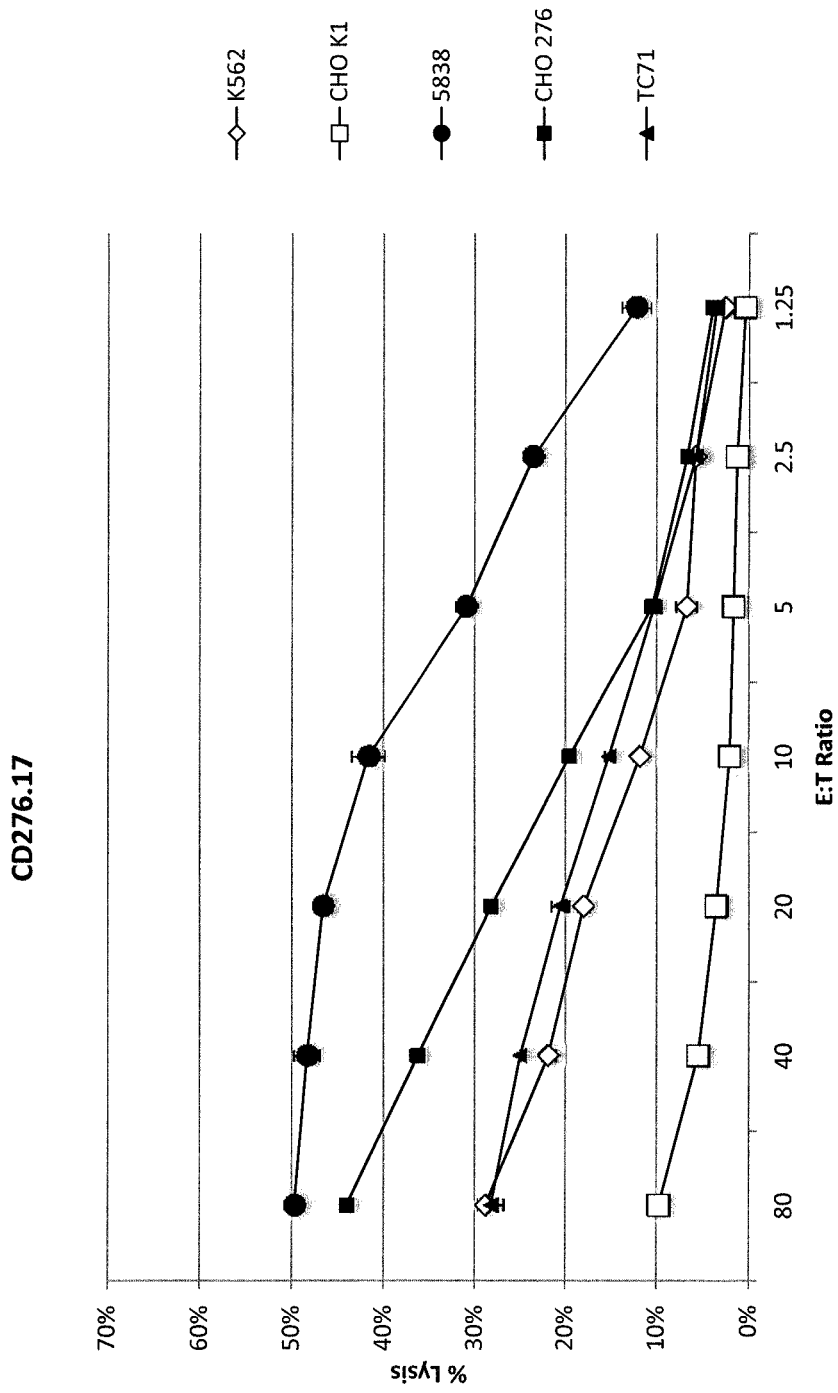


FIG. 4

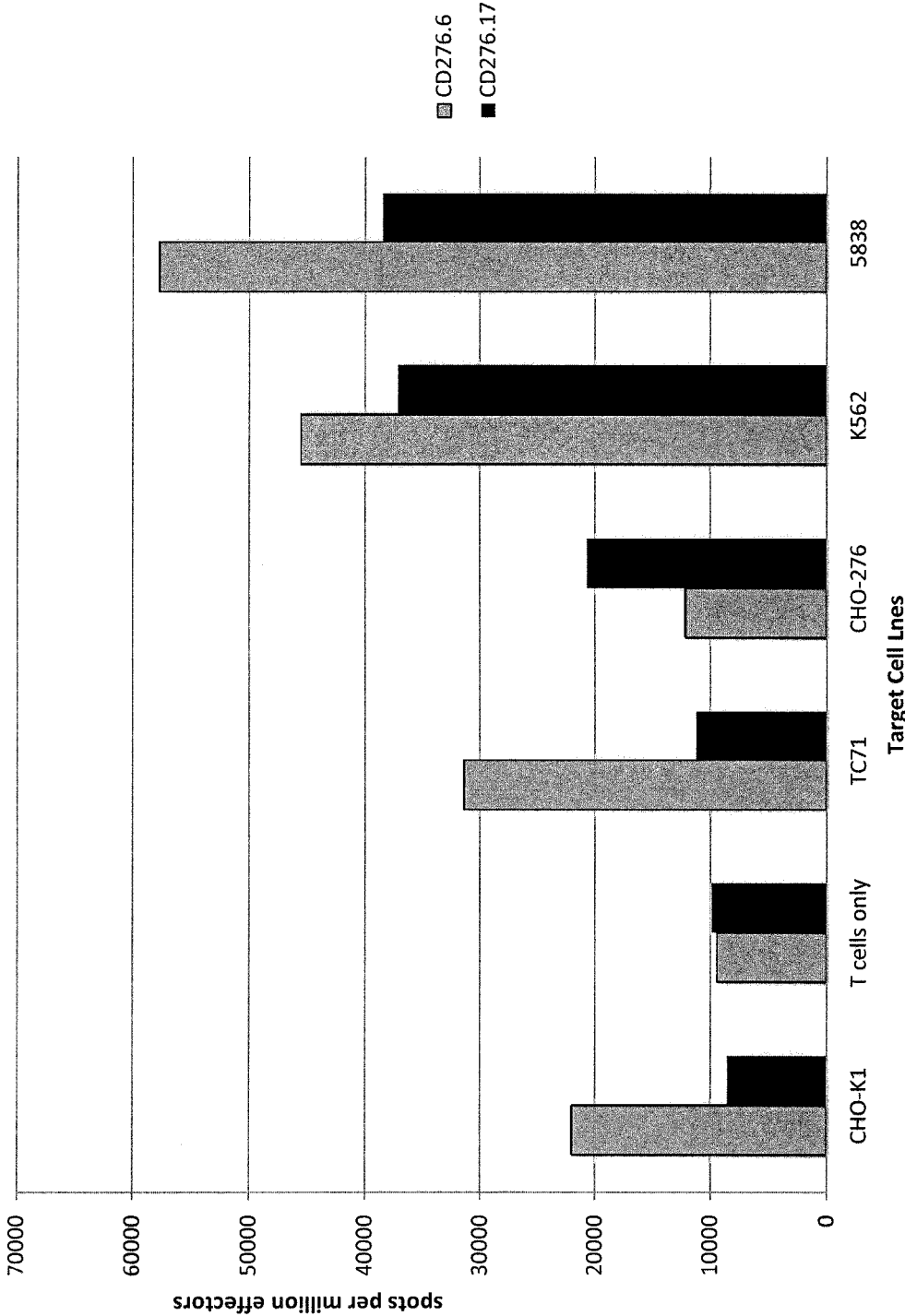


FIG. 5

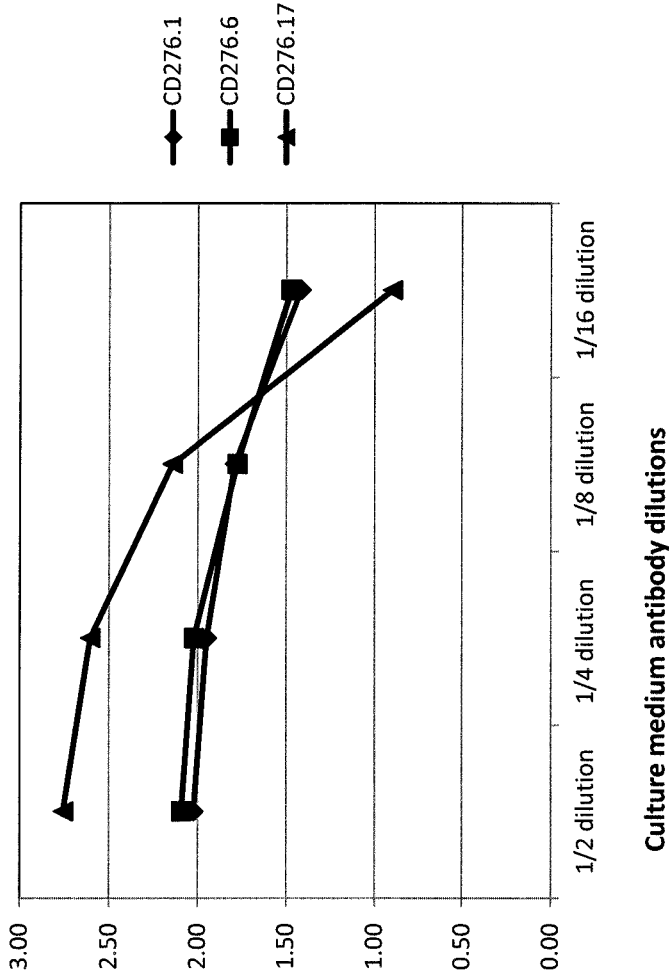


FIG. 6

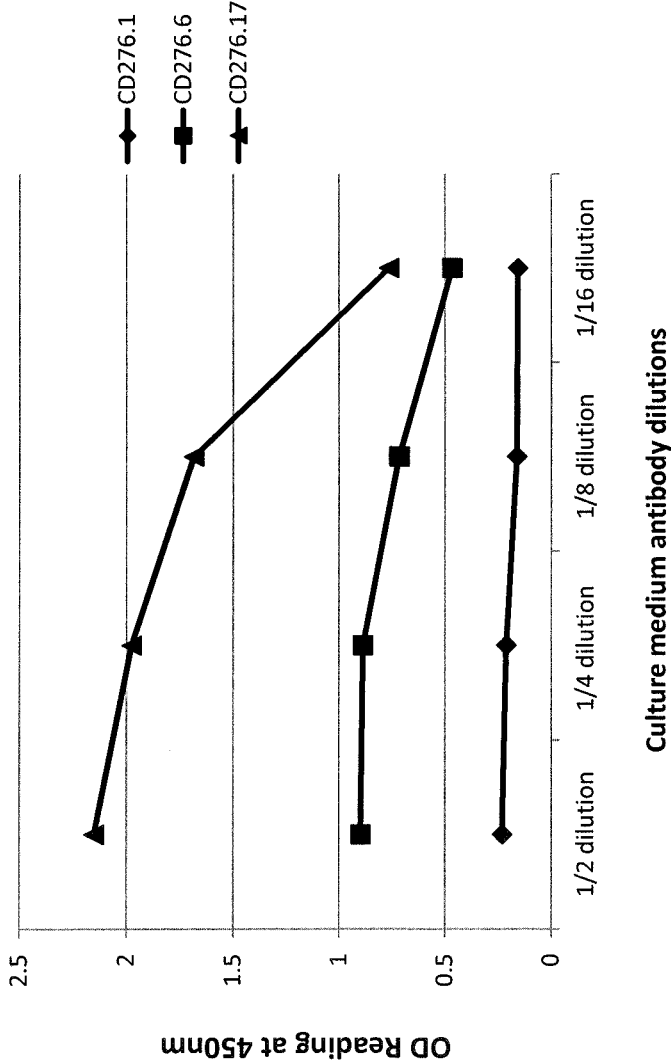


FIG. 7



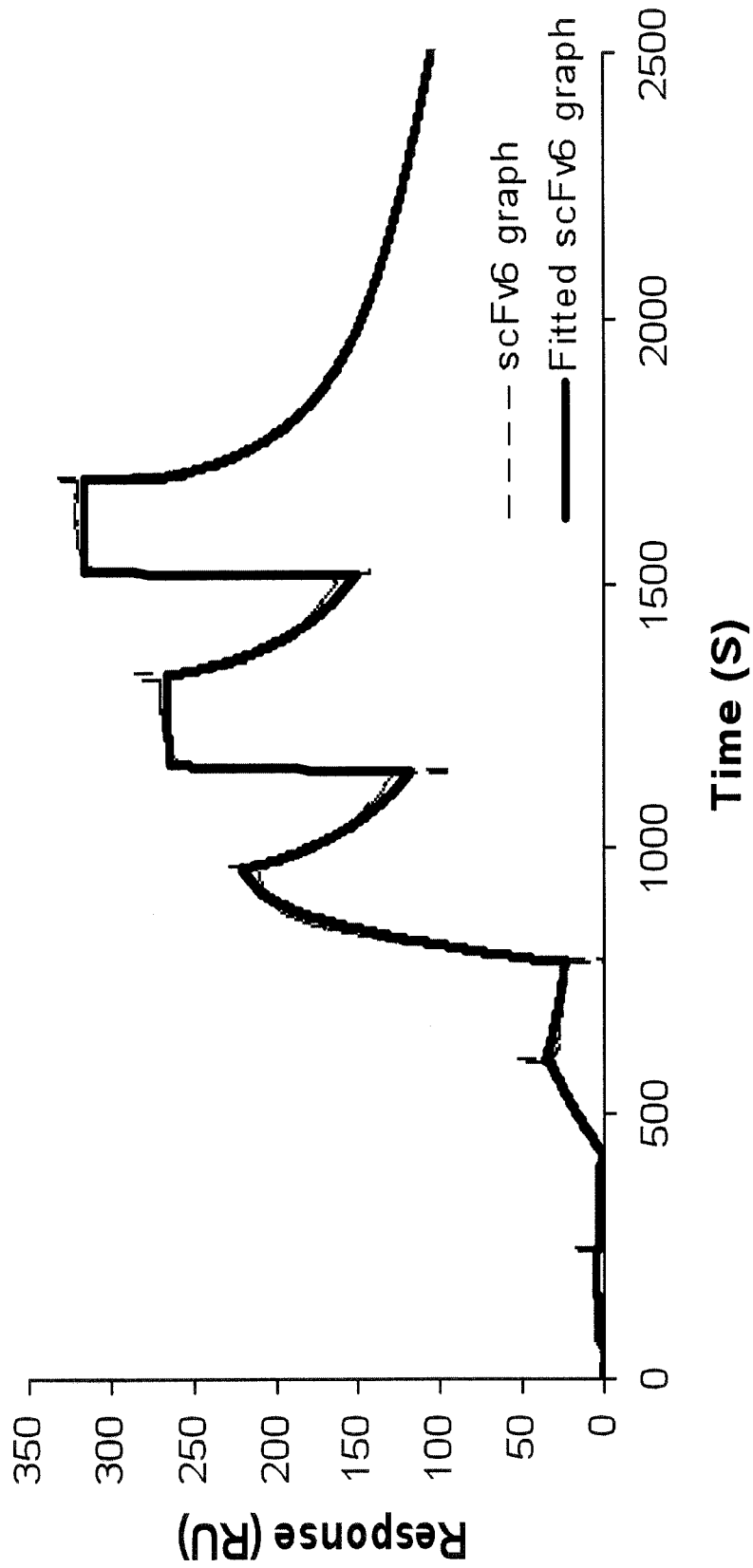


FIG. 8

1

## ANTI-CD276 POLYPEPTIDES, PROTEINS, AND CHIMERIC ANTIGEN RECEPTORS

### CROSS-REFERENCE TO RELATED APPLICATION

This application is the National Stage of International Application No. PCT/US2014/031543, filed on Mar. 24, 2014, which claims the benefit of U.S. Provisional Patent Application No. 61/805,001, filed Mar. 25, 2013. The entire contents of the above applications are incorporated by reference as if recited in full herein.

### INCORPORATION-BY-REFERENCE OF MATERIAL SUBMITTED ELECTRONICALLY

Incorporated by reference in its entirety herein is a computer-readable nucleotide/amino acid sequence listing submitted concurrently herewith and identified as follows: one 207 KB ASCII (Text) file named "0389259\_ST25.txt", dated Sep. 14, 2015.

### BACKGROUND OF THE INVENTION

Cancer is a public health concern. Despite advances in treatments such as chemotherapy, the prognosis for many cancers, including solid tumors, may be poor. It is estimated that about 559,650 Americans will die from cancer, corresponding to 1,500 deaths per day (Jemal et al., *CA Cancer J. Clin.*, 57:43-66 (2007)). Accordingly, there exists an unmet need for additional treatments for cancer, particularly solid tumors.

### BRIEF SUMMARY OF THE INVENTION

An embodiment of the invention provides a polypeptide comprising (i) SEQ ID NOs: 1-6, (ii) SEQ ID NOs: 11-16, or (iii) SEQ ID NOs: 20-25.

Another embodiment of the invention provides a protein comprising a first polypeptide chain comprising (i) SEQ ID NOs: 1-3, (ii) SEQ ID NOs: 11-13, or (iii) SEQ ID NOs: 20-22 and a second polypeptide chain comprising (i) SEQ ID NOs: 4-6, (ii) SEQ ID NOs: 14-16, or (iii) SEQ ID NOs: 23-25.

Further embodiments of the invention provide related chimeric antigen receptors (CARs), anti-CD276 binding moieties, nucleic acids, recombinant expression vectors, host cells, populations of cells, conjugates, and pharmaceutical compositions relating to the polypeptides and proteins of the invention.

Additional embodiments of the invention provide methods of detecting the presence of cancer in a mammal and methods of treating or preventing cancer in a mammal.

### BRIEF DESCRIPTION OF THE SEVERAL VIEWS OF THE DRAWINGS

FIG. 1 is a graph showing percent lysis of target <sup>51</sup>Cr labeled CHO or CHO-276 cells by effector human T cells transduced with a nucleotide sequence encoding a CAR comprising SEQ ID NO: 42 (CD276.1 second generation, version 1) or a CAR comprising SEQ ID NO: 45 (CD276.17 second generation, version 1) at various effector to target ratio (E:T) ratios. Open squares represent percent lysis of target CHO cells co-cultured with cells expressing SEQ ID NO: 42 (CD276.1 second generation, version 1), closed squares represent percent lysis of target CHO-276 cells

2

co-cultured with cells expressing SEQ ID NO: 42 (CD276.1 second generation, version 1), open circles represent percent lysis of target CHO cells co-cultured with cells expressing SEQ ID NO: 45 (CD276.17 second generation, version 1), and closed circles represent percent lysis of target CHO-276 cells co-cultured with cells expressing SEQ ID NO: 45 (CD276.17 second generation, version 1) at the indicated effector to target ratio (E:T) ratios.

FIG. 2 is a graph showing percent lysis of target cells CHO K1 (open squares), 5838 (closed circles), CHO 276 (closed squares), or K562 (diamonds) by effector human cells transduced with a nucleotide sequence encoding a CAR comprising SEQ ID NO: 42 (CD276.1 second generation, version 1) at the indicated effector to target ratios.

FIG. 3 is a graph showing percent lysis of target cells CHO K1 (open squares), 5838 (closed circles), CHO 276 (closed squares), K562 (diamonds), or TC71 (triangles) by effector human cells transduced with a nucleotide sequence encoding a CAR comprising SEQ ID NO: 39 (CD276.6 second generation, version 1) at the indicated effector to target ratios.

FIG. 4 is a graph showing percent lysis of target cells CHO K1 (open squares), 5838 (closed circles), CHO 276 (closed squares), K562 (diamonds), or TC71 (triangles) by effector human cells transduced with a nucleotide sequence encoding a CAR comprising SEQ ID NO: 45 (CD276.17 second generation, version 1) at the indicated effector to target ratios.

FIG. 5 is a graph showing the number of spots measured by interferon (IFN)-gamma ELISPOT assay per million effector T cells cultured alone (T cells only) or co-cultured with CHO-K1, TC71, CHO-276, K562, or 5838 cells. The effector T cells were transduced with a nucleotide sequence encoding a CAR comprising SEQ ID NO: 39 (CD276.6 second generation, version 1) (grey bars) or SEQ ID NO: 45 (CD276.17 second generation, version 1) (black bars).

FIGS. 6 and 7 are graphs showing the optical density (OD) reading at 450 nm as measured in an ELISA binding assay for scFv-Fc fusion proteins comprising heavy and light chain amino acid sequences as follows: (1) Clone CD276.1 (m851) (comprising a heavy chain comprising SEQ ID NO: 17 and a light chain comprising SEQ ID NO: 18) (diamonds), (2) Clone CD276.6 (m856) (comprising a heavy chain comprising SEQ ID NO: 7 and a light chain comprising SEQ ID NO: 8) (squares), or (3) Clone CD276.17 (m8517) (comprising a heavy chain comprising SEQ ID NO: 26 and a light chain comprising SEQ ID NO: 27) (triangles), incubated with human (FIG. 6) or mouse (FIG. 7) CD276 at the dilutions indicated.

FIG. 8 is a graph showing the binding affinity (response, (RU)) of Clone CD276.6 (m856) (comprising a heavy chain comprising SEQ ID NO: 7 and a light chain comprising SEQ ID NO: 8) to human CD276 over time (s) as measured by surface plasmon resonance at  $KD=1.3 \times 10^{-9}$  M. The dotted line corresponds to the raw data and the solid line corresponds to the line generated by the software when the fitting was performed to calculate the KD.

### DETAILED DESCRIPTION OF THE INVENTION

An embodiment of the invention provides polypeptides and proteins comprising an antigen binding domain of an anti-CD276 antibody. The polypeptides and proteins advantageously specifically recognize and bind to CD276 (also known as B7-H3). CD276 is expressed or overexpressed on a variety of human tumors, including pediatric solid tumors

and adult carcinomas. Examples of cancers that express or overexpress CD276 include, but are not limited to, neuroblastoma, Ewing's sarcoma, rhabdomyosarcoma, and prostate, ovarian, colorectal, and lung cancers. Without being bound to a particular theory or mechanism, it is believed that by specifically recognizing and binding to CD276, the inventive polypeptides and proteins may, advantageously, target CD276-expressing cancer cells. In an embodiment of the invention, the inventive polypeptides and proteins may elicit an antigen-specific response against CD276. Accordingly, without being bound to a particular theory or mechanism, it is believed that by eliciting an antigen-specific response against CD276, the inventive proteins and polypeptides may provide for one or more of the following: targeting and destroying CD276-expressing cancer cells, reducing or eliminating cancer cells, facilitating infiltration of immune cells and/or effector molecules to tumor site(s), and enhancing/extending anti-cancer responses.

The term "polypeptide" as used herein includes oligopeptides and refers to a single chain of amino acids connected by one or more peptide bonds. The polypeptide may comprise one or more variable regions (e.g., two variable regions) of an antigen binding domain of an anti-CD276 antibody, each variable region comprising a complementarity determining region (CDR) 1, a CDR2, and a CDR3. Preferably, a first variable region comprises a CDR1 comprising the amino acid sequence of SEQ ID NO: 1, 11, or 20 (CDR1 of first variable region), a CDR2 comprising the amino acid sequence of SEQ ID NO: 2, 12, or 21 (CDR2 of first variable region), and a CDR3 comprising the amino acid sequence of SEQ ID NO: 3, 13, or 22 (CDR3 of first variable region), and the second variable region comprises a CDR1 comprising the amino acid sequence of SEQ ID NO: 4, 14, or 23 (CDR1 of second variable region), a CDR2 comprising the amino acid sequence of SEQ ID NO: 5, 15, or 24 (CDR2 of second variable region), and a CDR3 comprising the amino acid sequence of SEQ ID NO: 6, 16, or 25 (CDR3 of second variable region). In this regard, the inventive polypeptide can comprise SEQ ID NOs: 1-3, 4-6, 11-13, 14-16, 20-22, 23-25, 1-6, 11-16, or 20-25. Accordingly, an embodiment of the invention provides a polypeptide comprising (i) SEQ ID NOs: 1-6, (ii) SEQ ID NOs: 11-16, or (iii) SEQ ID NOs: 20-25. Preferably, the polypeptide comprises the amino acid sequences of SEQ ID NOs: 20-25.

In an embodiment, the polypeptides each comprise one or more variable regions (e.g., first and second variable regions) of an antigen binding domain of an anti-CD276 antibody, each comprising the CDRs as described above. The first variable region may comprise SEQ ID NO: 8, 18, or 27. The second variable region may comprise SEQ ID NO: 7, 17, or 26. Accordingly, in an embodiment of the invention, the polypeptide comprises SEQ ID NO: 7, SEQ ID NO: 8, SEQ ID NO: 17, SEQ ID NO: 18, SEQ ID NO: 26, SEQ ID NO: 27, SEQ ID NOs: 7 and 8, SEQ ID NOs: 17 and 18, or SEQ ID NOs: 26 and 27. Preferably, the polypeptide comprises SEQ ID NOs: 26 and 27.

In an embodiment of the invention, the variable regions of the polypeptide may be joined by a linker. The linker may comprise any suitable amino acid sequence. In an embodiment of the invention, the linker may comprise SEQ ID NO: 9 or 115.

In an embodiment of the invention, the polypeptide comprises two variable regions, each comprising the CDRs as described above, with a linker positioned between the two variable regions. In this regard, the polypeptide may comprise SEQ ID NOs: 10, 19, or 28.

In an embodiment, the polypeptide comprises a leader sequence. The leader sequence may be positioned at the amino terminus of the light chain variable region. The leader sequence may comprise any suitable leader sequence. In an embodiment, the leader sequence is a human granulocyte-macrophage colony-stimulating factor (GM-CSF) receptor sequence. The leader sequence may comprise, for example, SEQ ID NO: 60, 61, or 62. In an embodiment of the invention, while the leader sequence may facilitate expression of the polypeptide on the surface of the cell, the presence of the leader sequence in an expressed polypeptide is not necessary in order for the polypeptide to function. In an embodiment of the invention, upon expression of the polypeptide on the cell surface, the leader sequence may be cleaved off of the polypeptide. Accordingly, in an embodiment of the invention, the polypeptide lacks a leader sequence.

The invention further provides a protein comprising at least one of the polypeptides described herein. By "protein" is meant a molecule comprising one or more polypeptide chains.

The protein of the invention can comprise a first polypeptide chain comprising the amino acid sequences of (i) SEQ ID NOs: 1-3, (ii) SEQ ID NOs: 11-13, or (iii) SEQ ID NOs: 20-22 and a second polypeptide chain comprising (i) SEQ ID NOs: 4-6, (ii) SEQ ID NOs: 14-16, or (iii) SEQ ID NOs: 23-25. The protein of the invention can, for example, comprise a first polypeptide chain comprising the amino acid sequence of SEQ ID NO: 7, 17, or 26 and a second polypeptide chain comprising the amino acid sequence of SEQ ID NO: 8, 18, or 27. In this regard, the protein may comprise a first polypeptide chain comprising SEQ ID NO: 7, 17, or 26 and a second polypeptide chain comprising SEQ ID NO: 8, 18, or 27.

The protein may further comprise a leader sequence and/or a linker as described herein with respect to other aspects of the invention. In an embodiment, the protein lacks a leader sequence.

The protein of the invention can be, for example, a fusion protein. If, for example, the protein comprises a single polypeptide chain comprising (i) SEQ ID NO: 7, 17, or 26 and (ii) SEQ ID NO: 8, 18, or 27, or if the first and/or second polypeptide chain(s) of the protein further comprise(s) other amino acid sequences, e.g., an amino acid sequence encoding an immunoglobulin or a portion thereof, then the inventive protein can be a fusion protein. In this regard, the invention also provides a fusion protein comprising at least one of the inventive polypeptides described herein along with at least one other polypeptide. The other polypeptide can exist as a separate polypeptide of the fusion protein, or can exist as a polypeptide, which is expressed in frame (in tandem) with one of the inventive polypeptides described herein. The other polypeptide can encode any peptidic or proteinaceous molecule, or a portion thereof, including, but not limited to an immunoglobulin, CD3, CD4, CD8, an MHC molecule, a CD1 molecule, e.g., CD1a, CD1b, CD1c, CD1d, etc.

The fusion protein can comprise one or more copies of the inventive polypeptide and/or one or more copies of the other polypeptide. For instance, the fusion protein can comprise 1, 2, 3, 4, 5, or more, copies of the inventive polypeptide and/or of the other polypeptide. Suitable methods of making fusion proteins are known in the art, and include, for example, recombinant methods. See, for instance, Choi et al., *Mol. Biotechnol.* 31: 193-202 (2005).

It is contemplated that the polypeptides and proteins of the invention may be useful as anti-CD276 binding moieties.

In this regard, an embodiment of the invention provides an anti-CD276 binding moiety comprising any of the polypeptides or proteins described herein. In an embodiment of the invention, the anti-CD276 binding moiety comprises an antigen binding portion of any of the polypeptides or proteins described herein. The antigen binding portion can be any portion that has at least one antigen binding site. In an embodiment, the anti-CD276 binding moiety is a Fab fragment (Fab), F(ab')<sub>2</sub> fragment, diabody, triabody, tetrabody, single-chain variable region fragment (scFv), or disulfide-stabilized variable region fragment (dsFv).

In an embodiment, the anti-CD276 binding moiety can be an antibody. The antibody may be, for example, a recombinant antibody comprising at least one of the inventive polypeptides described herein. As used herein, "recombinant antibody" refers to a recombinant (e.g., genetically engineered) protein comprising at least one of the polypeptides or proteins of the invention and one or more polypeptide chains of an antibody, or a portion thereof. The polypeptide of an antibody, or portion thereof, can be, for example, a constant region of a heavy or light chain, or an Fe fragment of an antibody, etc. The polypeptide chain of an antibody, or portion thereof, can exist as a separate polypeptide of the recombinant antibody. Alternatively, the polypeptide chain of an antibody, or portion thereof, can exist as a polypeptide, which is expressed in frame (in tandem) with the polypeptide or protein of the invention. The polypeptide of an antibody, or portion thereof, can be a polypeptide of any antibody or any antibody fragment.

The antibody of the invention can be any type of immunoglobulin that is known in the art. For instance, the anti-CD276 binding moiety can be an antibody of any isotype, e.g., IgA, IgD, IgE, IgG, IgM, etc. The antibody can be monoclonal or polyclonal. The antibody can be a naturally-occurring antibody, e.g., an antibody isolated and/or purified from a mammal, e.g., mouse, rabbit, goat, horse, chicken, hamster, human, etc. Alternatively, the antibody can be a genetically-engineered antibody, e.g., a humanized antibody or a chimeric antibody. The antibody can be in monomeric or polymeric form. Also, the antibody can have any level of affinity or avidity for CD276.

Methods of testing antibodies for the ability to bind to CD276 are known in the art and include any antibody-antigen binding assay, such as, for example, radioimmunoassay (RIA), ELISA, Western blot, immunoprecipitation, and competitive inhibition assays (see, e.g., Murphy et al., *infra*, and U.S. Patent Application Publication No. 2002/0197266 A1).

Suitable methods of making antibodies are known in the art. For instance, standard hybridoma methods are described in, e.g., Köhler and Milstein, *Eur. J. Immunol.*, 5, 511-519 (1976), Harlow and Lane (eds.), *Antibodies: A Laboratory Manual*, CSH Press (1988), and Murphy et al. (eds.), *Murphy's Immunobiology*, 7<sup>th</sup> Ed., Garland Science, New York, N.Y. (2008)). Alternatively, other methods, such as EBV-hybridoma methods (Haskard and Archer, *J. Immunol. Methods*, 74(2), 361-67 (1984), and Roder et al., *Methods Enzymol.*, 121, 140-67 (1986)), and bacteriophage vector expression systems (see, e.g., Huse et al., *Science*, 246, 1275-81 (1989)) are known in the art. Further, methods of producing antibodies in non-human animals are described in, e.g., U.S. Pat. Nos. 5,545,806, 5,569,825, and 5,714,352, and U.S. Patent Application Publication No. 2002/0197266 A1.

Phage display furthermore can be used to generate an antibody. In this regard, phage libraries encoding antigen-binding variable (V) domains of antibodies can be generated

using standard molecular biology and recombinant DNA techniques. See, for instance, Green et al. (eds.), *Molecular Cloning, A Laboratory Manual*, 4<sup>th</sup> Edition, Cold Spring Harbor Laboratory Press, New York (2012) and Ausubel et al., *Current Protocols in Molecular Biology*, Greene Publishing Associates and John Wiley & Sons, NY (2007). Phage encoding a variable region with the desired specificity are selected for specific binding to the desired antigen, and a complete or partial antibody is reconstituted comprising the selected variable domain. Nucleic acid sequences encoding the reconstituted antibody are introduced into a suitable cell line, such as a myeloma cell used for hybridoma production, such that antibodies having the characteristics of monoclonal antibodies are secreted by the cell (see, e.g., Murphy et al., *supra*, Huse et al., *supra*, and U.S. Pat. No. 6,265,150).

Antibodies can be produced by transgenic mice that are transgenic for specific heavy and light chain immunoglobulin genes. Such methods are known in the art and described in, for example U.S. Pat. Nos. 5,545,806 and 5,569,825, and Murphy et al., *supra*.

Methods for generating humanized antibodies are well known in the art and are described in detail in, for example, Murphy et al., *supra*, U.S. Pat. Nos. 5,225,539, 5,585,089 and 5,693,761, European Patent No. 0239400 B1, and United Kingdom Patent No. 2188638. Humanized antibodies can also be generated using the antibody resurfacing technology described in U.S. Pat. No. 5,639,641 and Pedersen et al., *J. Mol. Biol.*, 235, 959-973 (1994).

In a preferred embodiment, the anti-CD276 binding moiety is a single-chain variable region fragment (scFv). A single-chain variable region fragment (scFv) antibody fragment, which is a truncated Fab fragment including the variable (V) domain of an antibody heavy chain linked to a V domain of a light antibody chain via a synthetic peptide, can be generated using routine recombinant DNA technology techniques (see, e.g., Murphy et al., *supra*). Similarly, disulfide-stabilized variable region fragments (dsFv) can be prepared by recombinant DNA technology (see, e.g., Reiter et al., *Protein Engineering*, 7, 697-704 (1994)). The anti-CD276 binding moieties of the invention, however, are not limited to these exemplary types of antibody fragments.

Also, the anti-CD276 binding moiety can be modified to comprise a detectable label, such as, for instance, a radioisotope, a fluorophore (e.g., fluorescein isothiocyanate (FITC), phycoerythrin (PE)), an enzyme (e.g., alkaline phosphatase, horseradish peroxidase), and element particles (e.g., gold particles).

Another embodiment of the invention provides chimeric antigen receptors (CARs) comprising: (a) an antigen binding domain comprising any of the polypeptides or proteins described herein, (b) a transmembrane domain, and (c) an intracellular T cell signaling domain.

A chimeric antigen receptor (CAR) is an artificially constructed hybrid protein or polypeptide containing the antigen binding domains of an antibody (e.g., single chain variable fragment (scFv)) linked to T-cell signaling domains. Characteristics of CARs include their ability to redirect T-cell specificity and reactivity toward a selected target in a non-MHC-restricted manner, exploiting the antigen-binding properties of monoclonal antibodies. The non-MHC-restricted antigen recognition gives cells expressing CARs the ability to recognize antigen independent of antigen processing, thus bypassing a major mechanism of tumor escape. Moreover, when expressed in T-cells, CARs advantageously do not dimerize with endogenous T cell receptor (TCR) alpha and beta chains.

The phrases “have antigen specificity” and “elicit antigen-specific response” as used herein means that the CAR can specifically bind to and immunologically recognize an antigen, such that binding of the CAR to the antigen elicits an immune response.

The CARs of the invention have antigen specificity for CD276 (also known as B7-H3). Without being bound to a particular theory or mechanism, it is believed that by eliciting an antigen-specific response against CD276, the inventive CARs provide for one or more of the following: targeting and destroying CD276-expressing cancer cells, reducing or eliminating cancer cells, facilitating infiltration of immune cells to tumor site(s), and enhancing/extending anti-cancer responses.

An embodiment of the invention provides a CAR comprising an antigen binding domain of an anti-CD276 antibody. The antigen binding domain of the anti-CD276 antibody specifically binds to CD276. The antigen binding domain of the CARs may comprise any of the polypeptides or proteins described herein. In an embodiment of the invention, the CAR comprises an anti-CD276 single chain variable fragment (scFv). In this regard, a preferred embodiment of the invention provides CARs comprising an antigen-binding domain comprising a single chain variable fragment (scFv) that comprises any of the polypeptides or proteins described herein.

In a preferred embodiment of the invention, the CAR comprises a heavy chain and a light chain each of which comprises a variable region comprising a complementarity determining region (CDR) 1, a CDR2, and a CDR3. Preferably, the heavy chain comprises a CDR1 comprising the amino acid sequence of SEQ ID NO: 1, 11, or 20 (CDR1 of heavy chain), a CDR2 comprising the amino acid sequence of SEQ ID NO: 2, 12, or 21 (CDR2 of heavy chain), and a CDR3 comprising the amino acid sequence of SEQ ID NO: 3, 13, or 22 (CDR3 of heavy chain), and the light chain comprises a CDR1 comprising the amino acid sequence of SEQ ID NO: 4, 14, or 23 (CDR1 of light chain), a CDR2 comprising the amino acid sequence of SEQ ID NO: 5, 15, or 24 (CDR2 of light chain), and a CDR3 comprising the amino acid sequence of SEQ ID NO: 6, 16, or 25 (CDR3 of light chain). In this regard, the inventive CAR can comprise SEQ ID NOs: 1-3, 4-6, 11-13, 14-16, 20-22, 23-25, 1-6, 11-16, or 20-25. Preferably the CAR comprises the amino acid sequences of SEQ ID NOs: 20-25.

The antigen binding domains of the CARs each comprise a light chain and a heavy chain. The light chain may comprise SEQ ID NO: 8, 18, or 27. The heavy chain may comprise SEQ ID NO: 7, 17, or 26. Accordingly, in an embodiment of the invention, the antigen binding domain comprises SEQ ID NO: 7, SEQ ID NO: 8, SEQ ID NO: 17, SEQ ID NO: 18, SEQ ID NO: 26, SEQ ID NO: 27, SEQ ID NOs: 7 and 8, SEQ ID NOs: 17 and 18, or SEQ ID NOs: 26 and 27. Preferably, the CAR comprises SEQ ID NOs: 26 and 27.

In an embodiment of the invention, the antigen binding domain of the CAR comprises a light chain and a heavy chain, each comprising the CDRs as described above, with a linker positioned between the light chain and the heavy chain. The linker may be as described herein with respect to other aspects of the invention. In this regard, the CAR may comprise SEQ ID NOs: 10, 19, or 28.

In an embodiment, the antigen binding domain of the CAR comprises a leader sequence. The leader sequence may be as described herein with respect to other aspects of the invention. In an embodiment of the invention, the CAR lacks a leader sequence.

In an embodiment, the CAR comprises an immunoglobulin constant domain. Preferably, the immunoglobulin domain is a human immunoglobulin sequence. In an embodiment, the immunoglobulin constant domain comprises an immunoglobulin CH2 and CH3 immunoglobulin G (IgG1) domain sequence (CH2CH3). In this regard, the CAR may comprise an immunoglobulin constant domain comprising SEQ ID NO: 71. In an embodiment of the invention, the CAR may comprise an amino acid sequence encoding an antigen binding domain and an immunoglobulin constant domain comprising any one of SEQ ID NOs: 80, 82, and 84. Without being bound to a particular theory, it is believed that the CH2CH3 domain extends the binding motif of the scFv away from the membrane of the CAR-expressing cells and may more accurately mimic the size and domain structure of a native TCR. In some embodiments, the CAR may lack an immunoglobulin constant domain.

In an embodiment of the invention, the CAR comprises a transmembrane domain. In an embodiment of the invention, the transmembrane domain comprises i) CD8 and/or ii) CD28. In a preferred embodiment, the CD8 and CD28 are human. The CD8 or CD28 may comprise less than the whole CD8 or CD28, respectively. In this regard, the CAR comprises a transmembrane domain comprising any one or more of a CD8 amino acid sequence comprising SEQ ID NO: 29, a CD28 amino acid sequence comprising SEQ ID NO: 30, and a CD8 amino acid sequence comprising SEQ ID NO: 31.

In an embodiment of the invention, the CAR comprises an intracellular T cell signaling domain comprising one or more of i) CD28, ii) CD137, and iii) CD3 zeta ( $\zeta$ ). In a preferred embodiment, the one or more of CD28, CD137, and CD3 zeta are human. CD28 is a T cell marker important in T cell co-stimulation. CD137, also known as 4-1BB, transmits a potent costimulatory signal to T cells, promoting differentiation and enhancing long-term survival of T lymphocytes. CD3 $\zeta$  associates with TCRs to produce a signal and contains immunoreceptor tyrosine-based activation motifs (ITAMs). One or more of CD28, CD137, and CD3 zeta may comprise less than the whole CD28, CD137, or CD3 zeta, respectively. In an embodiment of the invention, intracellular T cell signaling domain comprises a CD28 amino acid sequence comprising SEQ ID NO: 32 and/or SEQ ID NO: 35. In another embodiment of the invention, the intracellular T cell signaling domain comprises a CD137 amino acid sequence comprising SEQ ID NO: 33 and/or SEQ ID NO: 37. In another embodiment of the invention, the intracellular T cell signaling domain comprises a CD3 zeta amino acid sequence comprising any one or more of SEQ ID NOs: 34, 36, and 38.

In an embodiment of the invention, the CAR comprises a transmembrane domain comprising CD28 and an intracellular T cell signaling domain comprising CD28 and CD3 zeta. In this regard, the CAR may comprise each of SEQ ID NOs: 30, 35, and 36. In an embodiment, a transmembrane domain comprising CD28 and an intracellular T cell signaling domain comprising CD28 and CD3 zeta comprises SEQ ID NO: 73. Preferably, the CAR comprises (a) each of SEQ ID NOs: 1-6, 71, 30, 35, and 36; (b) each of SEQ ID NOs: 7, 8, 71, 30, 35, and 36; (c) each of SEQ ID NOs: 10, 71, 30, 35, and 36; (d) each of SEQ ID NOs: 11-16, 71, 30, 35, and 36; (e) each of SEQ ID NOs: 17, 18, 71, 30, 35, and 36; (f) each of SEQ ID NOs: 19, 71, 30, 35, and 36; (g) each of SEQ ID NOs: 20-25, 71, 30, 35, and 36; (h) each of SEQ ID NOs: 26, 27, 71, 30, 35, and 36; or (i) each of SEQ ID NOs: 28, 71, 30, 35, and 36.

In an embodiment of the invention, the CAR comprises a transmembrane domain comprising CD8 and an intracellular T cell signaling domain comprising CD28, CD137, and CD3 zeta. In this regard, the CAR may comprise each of SEQ ID NOs: 29 and 32-34. In an embodiment, a transmembrane domain comprising CD8 and an intracellular T cell signaling domain comprising CD28, CD137, and CD3 zeta comprises SEQ ID NO: 75. Preferably, the CAR comprises (a) each of SEQ ID NOs: 1-6, 71, 29, and 32-34; (b) each of SEQ ID NOs: 7, 8, 71, 29, and 32-34; (c) each of SEQ ID NOs: 10, 71, 29, and 32-34; (d) each of SEQ ID NOs: 11-16, 71, 29, and 32-34; (e) each of SEQ ID NOs: 17, 18, 71, 29, and 32-34; (f) each of SEQ ID NOs: 19, 71, 29, and 32-34; (g) each of SEQ ID NOs: 20-25, 71, 29, and 32-34; (h) each of SEQ ID NOs: 26, 27, 71, 29, and 32-34; or (i) each of SEQ ID NOs: 28, 71, 29, and 32-34.

In an embodiment of the invention, the CAR comprises a transmembrane domain comprising CD8 and an intracellular T cell signaling domain comprising CD137 and CD3 zeta. In this regard, the CAR may comprise each of SEQ ID NOs: 31, 37, and 38. In an embodiment, a transmembrane domain comprising CD8 and an intracellular T cell signaling domain comprising CD137 and CD3 zeta comprises SEQ ID NO: 74. Preferably, the CAR comprises each of (a) each of SEQ ID NOs: 1-6, 71, 31, 37, and 38; (b) each of SEQ ID NOs: 7, 8, 71, 31, 37, and 38; (c) each of SEQ ID NOs: 10, 71, 31, 37, and 38; (d) each of SEQ ID NOs: 11-16, 71, 31, 37, and 38; (e) each of SEQ ID NOs: 17, 18, 71, 31, 37, and 38; (f) each of SEQ ID NOs: 19, 71, 31, 37, and 38; (g) each of SEQ ID NOs: 20-25, 71, 31, 37, and 38; (h) each of SEQ ID NOs: 26, 27, 71, 31, 37, and 38; or (i) each of SEQ ID NOs: 28, 71, 31, 37, and 38.

Additional embodiments of the invention provide CARs comprising one or more of any of the amino acid sequences set forth in Tables 1A and 1B.

TABLE 1A

SEQ ID NO:	Antigen Binding Domain	Further Components
SEQ ID NO: 39 (CD276.6 CAR-second generation, version 1)	CD276.6 scFv (SEQ ID NO: 10)	CH2CH3 CD28 transmembrane domain CD28 and CD3ζ intracellular T cell signaling domains
SEQ ID NO: 40 (CD276.6 CAR-second generation, version 2)	CD276.6 scFv (SEQ ID NO: 10)	CH2CH3 CD8 transmembrane domain CD137 and CD3ζ intracellular T cell signaling domains
SEQ ID NO: 41 (CD276.6 CAR-third generation)	CD276.6 scFv (SEQ ID NO: 10)	CH2CH3 CD8 transmembrane domain CD28, CD137, and CD3ζ intracellular T cell signaling domains
SEQ ID NO: 42 (CD276.1 CAR-second generation, version 1)	CD276.1 scFv (SEQ ID NO: 19)	CH2CH3 CD28 transmembrane domain CD28 and CD3ζ intracellular T cell signaling domains
SEQ ID NO: 43 (CD276.1 CAR-second generation, version 2)	CD276.1 scFv (SEQ ID NO: 19)	CH2CH3 CD8 transmembrane domain CD137 and CD3ζ intracellular T cell signaling domains
SEQ ID NO: 44 (CD276.1 CAR-third generation)	CD276.1 scFv (SEQ ID NO: 19)	CH2CH3 CD8 transmembrane domain CD28, CD137, and CD3ζ intracellular T cell signaling domains
SEQ ID NO: 45 (CD276.17 CAR-second generation, version 1)	CD276.17 scFv (SEQ ID NO: 28)	CH2CH3 CD28 transmembrane domain CD28 and CD3ζ intracellular T cell signaling domains

TABLE 1A-continued

SEQ ID NO:	Antigen Binding Domain	Further Components
5 SEQ ID NO: 46 (CD276.17 CAR-second generation, version 2)	CD276.17 scFv (SEQ ID NO: 28)	CH2CH3 CD8 transmembrane domain CD137 and CD3ζ intracellular T cell signaling domains
10 SEQ ID NO: 47 (CD276.17 CAR-third generation)	CD276.17 scFv (SEQ ID NO: 28)	CH2CH3 CD8 transmembrane domain CD28, CD137, and CD3ζ intracellular T cell signaling domains

TABLE 1B

SEQ ID NO:	Antigen Binding Domain	Further Components
20 SEQ ID NO: 122 (CD276.6 CAR-second generation, version 1)	CD276.6 scFv (SEQ ID NO: 10)	CD28 transmembrane domain CD28 and CD3ζ intracellular T cell signaling domains
25 SEQ ID NO: 123 (CD276.6 CAR-second generation, version 2)	CD276.6 scFv (SEQ ID NO: 10)	CD8 transmembrane domain CD137 and CD3ζ intracellular T cell signaling domains
30 SEQ ID NO: 124 (CD276.6 CAR-third generation)	CD276.6 scFv (SEQ ID NO: 10)	CD8 transmembrane domain CD28, CD137, and CD3ζ intracellular T cell signaling domains
35 SEQ ID NO: 125 (CD276.1 CAR-second generation, version 1)	CD276.1 scFv (SEQ ID NO: 19)	CD28 transmembrane domain CD28 and CD3ζ intracellular T cell signaling domains
40 SEQ ID NO: 126 (CD276.1 CAR-second generation, version 2)	CD276.1 scFv (SEQ ID NO: 19)	CD8 transmembrane domain CD137 and CD3ζ intracellular T cell signaling domains
45 SEQ ID NO: 127 (CD276.1 CAR-third generation)	CD276.1 scFv (SEQ ID NO: 19)	CD8 transmembrane domain CD28, CD137, and CD3ζ intracellular T cell signaling domains
50 SEQ ID NO: 128 (CD276.17 CAR-second generation, version 1)	CD276.17 scFv (SEQ ID NO: 28)	CD28 transmembrane domain CD28 and CD3ζ intracellular T cell signaling domains
55 SEQ ID NO: 129 (CD276.17 CAR-second generation, version 2)	CD276.17 scFv (SEQ ID NO: 28)	CD8 transmembrane domain CD137 and CD3ζ intracellular T cell signaling domains
60 SEQ ID NO: 130 (CD276.17 CAR-third generation)	CD276.17 scFv (SEQ ID NO: 28)	CD8 transmembrane domain CD28, CD137, and CD3ζ intracellular T cell signaling domains

Included in the scope of the invention are functional portions of the inventive polypeptides, proteins, and CARs described herein. The term "functional portion" when used in reference to a polypeptide, protein, or CAR refers to any part or fragment of the polypeptide, protein, or CAR of the invention, which part or fragment retains the biological activity of the polypeptide, protein, or CAR of which it is a part (the parent polypeptide, protein, or CAR). Functional portions encompass, for example, those parts of a polypeptide, protein, or CAR that retain the ability to recognize target cells, or detect, treat, or prevent a disease, to a similar extent, the same extent, or to a higher extent, as the parent polypeptide, protein, or CAR. In reference to the parent polypeptide, protein, or CAR, the functional portion can comprise, for instance, about 10%, 25%, 30%, 50%, 68%, 80%, 90%, 95%, or more, of the parent polypeptide, protein, or CAR.

The functional portion can comprise additional amino acids at the amino or carboxy terminus of the portion, or at

both termini, which additional amino acids are not found in the amino acid sequence of the parent polypeptide, protein, or CAR. Desirably, the additional amino acids do not interfere with the biological function of the functional portion, e.g., recognize target cells, detect cancer, treat or prevent cancer, etc. More desirably, the additional amino acids enhance the biological activity, as compared to the biological activity of the parent polypeptide, protein, or CAR.

Included in the scope of the invention are functional variants of the inventive polypeptides, proteins, or CARs described herein. The term "functional variant" as used herein refers to a polypeptide, protein, or CAR having substantial or significant sequence identity or similarity to a parent polypeptide, protein, or CAR, which functional variant retains the biological activity of the polypeptide, protein, or CAR of which it is a variant. Functional variants encompass, for example, those variants of the polypeptide, protein, or CAR described herein (the parent polypeptide, protein, or CAR) that retain the ability to recognize target cells to a similar extent, the same extent, or to a higher extent, as the parent polypeptide, protein, or CAR. In reference to the parent polypeptide, protein, or CAR, the functional variant can, for instance, be at least about 30%, about 50%, about 75%, about 80%, about 85%, about 90%, about 91%, about 92%, about 93%, about 94%, about 95%, about 96%, about 97%, about 98%, about 99% or more identical in amino acid sequence to the parent polypeptide, protein, or CAR.

A functional variant can, for example, comprise the amino acid sequence of the parent polypeptide, protein, or CAR with at least one conservative amino acid substitution. Alternatively or additionally, the functional variants can comprise the amino acid sequence of the parent polypeptide, protein, or CAR with at least one non-conservative amino acid substitution. In this case, it is preferable for the non-conservative amino acid substitution to not interfere with or inhibit the biological activity of the functional variant. The non-conservative amino acid substitution may enhance the biological activity of the functional variant, such that the biological activity of the functional variant is increased as compared to the parent polypeptide, protein, or CAR.

Amino acid substitutions of the inventive polypeptides, proteins, or CARs are preferably conservative amino acid substitutions. Conservative amino acid substitutions are known in the art, and include amino acid substitutions in which one amino acid having certain physical and/or chemical properties is exchanged for another amino acid that has the same or similar chemical or physical properties. For instance, the conservative amino acid substitution can be an acidic/negatively charged polar amino acid substituted for another acidic/negatively charged polar amino acid (e.g., Asp or Glu), an amino acid with a nonpolar side chain substituted for another amino acid with a nonpolar side chain (e.g., Ala, Gly, Val, Ile, Leu, Met, Phe, Pro, Trp, Cys, Val, etc.), a basic/positively charged polar amino acid substituted for another basic/positively charged polar amino acid (e.g. Lys, His, Arg, etc.), an uncharged amino acid with a polar side chain substituted for another uncharged amino acid with a polar side chain (e.g., Asn, Gln, Ser, Thr, Tyr, etc.), an amino acid with a beta-branched side-chain substituted for another amino acid with a beta-branched side-chain (e.g., Ile, Thr, and Val), an amino acid with an aromatic side-chain substituted for another amino acid with an aromatic side chain (e.g., His, Phe, Trp, and Tyr), etc.

The polypeptide, protein, or CAR can consist essentially of the specified amino acid sequence or sequences described herein, such that other components, e.g., other amino acids,

do not materially change the biological activity of the polypeptide, protein, CAR, functional portion, or functional variant.

The polypeptides, proteins, or CARs of embodiments of the invention (including functional portions and functional variants) can be of any length, i.e., can comprise any number of amino acids, provided that the polypeptides, proteins, or CARs (or functional portions or functional variants thereof) retain their biological activity, e.g., the ability to specifically bind to antigen, detect diseased cells in a mammal, or treat or prevent disease in a mammal, etc. For example, the polypeptide, protein, or CAR can be about 50 to about 5000 amino acids long, such as 50, 70, 75, 100, 125, 150, 175, 200, 300, 400, 500, 600, 700, 800, 900, 1000 or more amino acids in length.

The polypeptides, proteins, or CARs of embodiments of the invention (including functional portions and functional variants of the invention) can comprise synthetic amino acids in place of one or more naturally-occurring amino acids. Such synthetic amino acids are known in the art, and include, for example, aminocyclohexane carboxylic acid, norleucine,  $\alpha$ -amino n-decanoic acid, homoserine, S-acetylamino-methyl-cysteine, trans-3- and trans-4-hydroxyproline, 4-aminophenylalanine, 4-nitrophenylalanine, 4-chlorophenylalanine, 4-carboxyphenylalanine,  $\beta$ -phenylserine,  $\beta$ -hydroxyphenylalanine, phenylglycine,  $\alpha$ -naphthylalanine, cyclohexylalanine, cyclohexylglycine, indoline-2-carboxylic acid, 1,2,3,4-tetrahydroisoquinoline-3-carboxylic acid, aminomalonic acid, aminomalonic acid monoamide, N'-benzyl-N'-methyl-lysine, N',N'-dibenzyl-lysine, 6-hydroxylysine, ornithine,  $\alpha$ -aminocyclopentane carboxylic acid,  $\alpha$ -aminocyclohexane carboxylic acid,  $\alpha$ -aminocycloheptane carboxylic acid,  $\alpha$ -(2-amino-2-norbornane)-carboxylic acid,  $\alpha,\gamma$ -diaminobutyric acid,  $\alpha,\beta$ -diaminopropionic acid, homophenylalanine, and  $\alpha$ -tert-butylglycine.

The polypeptides, proteins, or CARs of embodiments of the invention (including functional portions and functional variants) can be glycosylated, amidated, carboxylated, phosphorylated, esterified, N-acylated, cyclized via, e.g., a disulfide bridge, or converted into an acid addition salt and/or optionally dimerized or polymerized.

The polypeptides, proteins, or CARs of embodiments of the invention (including functional portions and functional variants thereof) can be obtained by methods known in the art. The polypeptides, proteins, or CARs may be made by any suitable method of making polypeptides or proteins. Suitable methods of de novo synthesizing polypeptides and proteins are described in references, such as Chan et al., *Fmoc Solid Phase Peptide Synthesis*, Oxford University Press, Oxford, United Kingdom, 2000; *Peptide and Protein Drug Analysis*, ed. Reid, R., Marcel Dekker, Inc., 2000; *Epitope Mapping*, ed. Westwood et al., Oxford University Press, Oxford, United Kingdom, 2001; and U.S. Pat. No. 5,449,752. Also, polypeptides and proteins can be recombinantly produced using the nucleic acids described herein using standard recombinant methods. See, e.g., Green et al., supra, and Ausubel et al., supra. Further, some of the polypeptides, proteins, or CARs of the invention (including functional portions and functional variants thereof) can be isolated and/or purified from a source, such as a plant, a bacterium, an insect, a mammal, e.g., a rat, a human, etc. Methods of isolation and purification are well-known in the art. Alternatively, the polypeptides, proteins, or CARs described herein (including functional portions and functional variants thereof) can be commercially synthesized by companies, such as Synpep (Dublin, Calif.), Peptide Technologies Corp. (Gaithersburg, Md.), and Multiple Peptide

Systems (San Diego, Calif.). In this respect, the inventive polypeptides, proteins, or CARs can be synthetic, recombinant, isolated, and/or purified.

Included in the scope of the invention are conjugates, e.g., bioconjugates, comprising any of the inventive polypeptides, proteins, CARs, anti-CD276 binding moieties, conjugates, or functional portions or functional variants thereof. Conjugates, as well as methods of synthesizing conjugates in general, are known in the art (See, for instance, Hudecz, F., *Methods Mol. Biol.* 298: 209-223 (2005) and Kirin et al., *Inorg Chem.* 44(15): 5405-5415 (2005)). In this regard, an embodiment of the invention provides a conjugate comprising (a) any of the polypeptides, proteins, CARs, anti-CD276 binding moieties described herein conjugated to (b) an effector molecule. The effector molecule may be any therapeutic molecule or a molecule that facilitates the detection of the conjugate. The effector molecule is not limited and may be any suitable effector molecule. For example, the effector molecule may be any one or more of a drug, toxin, label (e.g., any of the detectable labels described herein), small molecule, or another antibody. For example, the toxin may be *Pseudomonas* exotoxin A ("PE") or variants thereof such as, e.g., any of PE4E, PE40, PE38, PE25, PE38QQR, PE38KDEL, PE-LR, and PE35, as described in, e.g., U.S. Pat. Nos. 4,892,827; 5,512,658; 5,602,095; 5,608,039; 5,821,238; 5,854,044; U.S. Patent Application Publication No. US 2010/0215656; and WO 2012/041234, each of which is incorporated herein by reference.

Further provided by an embodiment of the invention is a nucleic acid comprising a nucleotide sequence encoding any of the polypeptides, proteins, CARs, anti-CD276 binding moieties, conjugates, or functional portions or functional variants thereof. The nucleic acids of the invention may comprise a nucleotide sequence encoding any of the leader sequences, linkers, antigen binding domains, immunoglobulin domains, transmembrane domains, and/or intracellular T cell signaling domains described herein. For example, the nucleic acids may comprise a nucleotide sequence encoding a leader, the nucleotide sequence comprising SEQ ID NO: 63 or 64. Alternatively or additionally, the nucleic acids may comprise a nucleotide sequence encoding an immunoglobulin constant domain, the nucleotide sequence comprising SEQ ID NO: 72. Alternatively or additionally, the nucleic acids may comprise a nucleotide sequence encoding a transmembrane domain comprising CD28 and an intracellular T cell signaling domain comprising CD28 and CD3 zeta, the nucleotide sequence comprising SEQ ID NO: 76. Alternatively or additionally, the nucleic acids may comprise a nucleotide sequence encoding a transmembrane domain comprising CD8 and an intracellular T cell signaling domain comprising CD28, CD137, and CD3 zeta, the nucleotide sequence comprising SEQ ID NO: 78. Alternatively or additionally, the nucleic acids may comprise a nucleotide sequence encoding a transmembrane domain comprising CD8 and an intracellular T cell signaling domain comprising CD137 and CD3 zeta, the nucleotide sequence comprising SEQ ID NO: 77. Alternatively or additionally, the nucleic acids may comprise a nucleotide sequence encoding a leader, an antigen binding domain, and an immunoglobulin domain, the nucleotides sequence comprising SEQ ID NO: 79, 81, or 83.

An embodiment of the invention provides a nucleic acid comprising a nucleotide sequence encoding any of the polypeptides, proteins, or antigen binding domains described herein. In this regard, the nucleic acid encoding a polypeptide or protein may comprise a nucleotide sequence comprising SEQ ID NO: 57 (CD276.1 antigen binding

domain), SEQ ID NO: 58 (CD276.6 antigen binding domain), or SEQ ID NO: 59 (CD276.17 antigen binding domain). In another embodiment of the invention, the nucleic acid encoding the variable regions of a polypeptide or protein may comprise a nucleotide sequence comprising (i) SEQ ID NOs: 116 and 117, (ii) SEQ ID NOs: 118 and 119, or (iii) SEQ ID NOs: 120 and 121. Another embodiment of the invention provides a nucleic acid comprising a nucleotide sequence encoding any of the CARs described herein. In this regard, the nucleic acid may comprise one or more of any of the nucleotide sequences set forth in Tables 2A and 2B. Any of the nucleic acids described herein may further comprise, on the 5' end, a nucleotide sequence encoding a leader sequence comprising, for example, SEQ ID NO: 140.

TABLE 2A

SEQ ID NO:	Antigen Binding Domain	Further Components
SEQ ID NO: 48 (CD276.6 CAR-second generation, version 1)	CD276.6 scFv (SEQ ID NO: 58)	CH2CH3 CD28 transmembrane domain CD28 and CD3ζ intracellular T cell signaling domains
SEQ ID NO: 49 (CD276.6 CAR-second generation, version 2)	CD276.6 scFv (SEQ ID NO: 58)	CH2CH3 CD8 transmembrane domain CD137 and CD3ζ intracellular T cell signaling domains
SEQ ID NO: 50 (CD276.6 CAR-third generation)	CD276.6 scFv (SEQ ID NO: 58)	CH2CH3 CD8 transmembrane domain CD28, CD137, and CD3ζ intracellular T cell signaling domains
SEQ ID NO: 51 (CD276.1 CAR-second generation, version 1)	CD276.1 scFv (SEQ ID NO: 57)	CH2CH3 CD28 transmembrane domain CD28 and CD3ζ intracellular T cell signaling domains
SEQ ID NO: 52 (CD276.1 CAR-second generation, version 2)	CD276.1 scFv (SEQ ID NO: 57)	CH2CH3 CD8 transmembrane domain CD137 and CD3ζ intracellular T cell signaling domains
SEQ ID NO: 53 (CD276.1 CAR-third generation)	CD276.1 scFv (SEQ ID NO: 57)	CH2CH3 CD8 transmembrane domain CD28, CD137, and CD3ζ intracellular T cell signaling domains
SEQ ID NO: 54 (CD276.17 CAR-second generation, version 1)	CD276.17 scFv (SEQ ID NO: 59)	CH2CH3 CD28 transmembrane domain CD28 and CD3ζ intracellular T cell signaling domains
SEQ ID NO: 55 (CD276.17 CAR-second generation, version 2)	CD276.17 scFv (SEQ ID NO: 59)	CH2CH3 CD8 transmembrane domain CD137 and CD3ζ intracellular T cell signaling domains
SEQ ID NO: 56 (CD276.17 CAR-third generation)	CD276.17 scFv (SEQ ID NO: 59)	CH2CH3 CD8 transmembrane domain CD28, CD137, and CD3ζ intracellular T cell signaling domains

TABLE 2B

SEQ ID NO:	Antigen Binding Domain	Further Components
SEQ ID NO: 131 (CD276.6 CAR-second generation, version 1)	CD276.6 scFv (SEQ ID NO: 58)	CD28 transmembrane domain CD28 and CD3ζ intracellular T cell signaling domains
SEQ ID NO: 132 (CD276.6 CAR-second generation, version 2)	CD276.6 scFv (SEQ ID NO: 58)	CD8 transmembrane domain CD137 and CD3ζ intracellular T cell signaling domains



TABLE 2B-continued

SEQ ID NO:	Antigen Binding Domain	Further Components
SEQ ID NO: 133 (CD276.6 CAR- third generation)	CD276.6 scFv (SEQ ID NO: 58)	CD8 transmembrane domain CD28, CD137, and CD3 $\zeta$ intracellular T cell signaling domains
SEQ ID NO: 134 (CD276.1 CAR- second generation, version 1)	CD276.1 scFv (SEQ ID NO: 57)	CD28 transmembrane domain CD28 and CD3 $\zeta$ intracellular T cell signaling domains
SEQ ID NO: 135 (CD276.1 CAR- second generation, version 2)	CD276.1 scFv (SEQ ID NO: 57)	CD8 transmembrane domain CD137 and CD3 $\zeta$ intracellular T cell signaling domains
SEQ ID NO: 136 (CD276.1 CAR- third generation)	CD276.1 scFv (SEQ ID NO: 57)	CD8 transmembrane domain CD28, CD137, and CD3 $\zeta$ intracellular T cell signaling domains
SEQ ID NO: 137 (CD276.17 CAR- second generation, version 1)	CD276.17 scFv (SEQ ID NO: 59)	CD28 transmembrane domain CD28 and CD3 $\zeta$ intracellular T cell signaling domains
SEQ ID NO: 138 (CD276.17 CAR- second generation, version 2)	CD276.17 scFv (SEQ ID NO: 59)	CD8 transmembrane domain CD137 and CD3 $\zeta$ intracellular T cell signaling domains
SEQ ID NO: 139 (CD276.17 CAR- third generation)	CD276.17 scFv (SEQ ID NO: 59)	CD8 transmembrane domain CD28, CD137, and CD3 $\zeta$ intracellular T cell signaling domains

“Nucleic acid” as used herein includes “polynucleotide,” “oligonucleotide,” and “nucleic acid molecule,” and generally means a polymer of DNA or RNA, which can be single-stranded or double-stranded, synthesized or obtained (e.g., isolated and/or purified) from natural sources, which can contain natural, non-natural or altered nucleotides, and which can contain a natural, non-natural or altered internucleotide linkage, such as a phosphoramidate linkage or a phosphorothioate linkage, instead of the phosphodiester found between the nucleotides of an unmodified oligonucleotide. In some embodiments, the nucleic acid does not comprise any insertions, deletions, inversions, and/or substitutions. However, it may be suitable in some instances, as discussed herein, for the nucleic acid to comprise one or more insertions, deletions, inversions, and/or substitutions. In some embodiments, the nucleic acid may encode additional amino acid sequences that do not affect the function of the polypeptide, protein, or CAR and which may or may not be translated upon expression of the nucleic acid by a host cell (e.g., AAA). In an embodiment of the invention, the nucleic acid is complementary DNA (cDNA).

The nucleic acids of an embodiment of the invention may be recombinant. As used herein, the term “recombinant” refers to (i) molecules that are constructed outside living cells by joining natural or synthetic nucleic acid segments to nucleic acid molecules that can replicate in a living cell, or (ii) molecules that result from the replication of those described in (i) above. For purposes herein, the replication can be *in vitro* replication or *in vivo* replication.

The nucleic acids can consist essentially of the specified nucleotide sequence or sequences described herein, such that other components, e.g., other nucleotides, do not materially change the biological activity of the encoded CAR, polypeptide, protein, functional portion, or functional variant.

A recombinant nucleic acid may be one that has a sequence that is not naturally occurring or has a sequence that is made by an artificial combination of two otherwise

separated segments of sequence. This artificial combination is often accomplished by chemical synthesis or, more commonly, by the artificial manipulation of isolated segments of nucleic acids, e.g., by genetic engineering techniques, such as those described in Green et al., *supra*. The nucleic acids can be constructed based on chemical synthesis and/or enzymatic ligation reactions using procedures known in the art. See, for example, Green et al., *supra*, and Ausubel et al., *supra*. For example, a nucleic acid can be chemically synthesized using naturally occurring nucleotides or variously modified nucleotides designed to increase the biological stability of the molecules or to increase the physical stability of the duplex formed upon hybridization (e.g., phosphorothioate derivatives and acridine substituted nucleotides). Examples of modified nucleotides that can be used to generate the nucleic acids include, but are not limited to, 5-fluorouracil, 5-bromouracil, 5-chlorouracil, 5-iodouracil, hypoxanthine, xanthine, 4-acetylcytosine, 5-(carboxyhydroxymethyl) uracil, 5-carboxymethylaminomethyl-2-thiouridine, 5-carboxymethylaminomethyluracil, dihydrouracil, beta-D-galactosylqueosine, inosine, N<sup>6</sup>-isopentenyladenine, 1-methylguanine, 1-methylinosine, 2,2-dimethylguanine, 2-methyladenine, 2-methylguanine, 3-methylcytosine, 5-methylcytosine, N<sup>6</sup>-substituted adenine, 7-methylguanine, 5-methylaminomethyluracil, 5-methoxyaminomethyl-2-thiouracil, beta-D-mannosylqueosine, 5'-methoxycarboxymethyluracil, 5-methoxyuracil, 2-methylthio-N<sup>6</sup>-isopentenyladenine, uracil-5-oxyacetic acid (v), wybutoxosine, pseudouracil, queosine, 2-thiocytosine, 5-methyl-2-thiouracil, 2-thiouracil, 4-thiouracil, 5-methyluracil, uracil-5-oxyacetic acid methylester, 3-(3-amino-3-N-2-carboxypropyl) uracil, and 2,6-diaminopurine. Alternatively, one or more of the nucleic acids of the invention can be purchased from companies, such as Macromolecular Resources (Fort Collins, Colo.) and SyntheGen (Houston, Tex.).

The nucleic acid can comprise any isolated or purified nucleotide sequence which encodes any of the polypeptides, proteins, CARs, anti-CD276 binding moieties, conjugates, or functional portions or functional variants thereof. Alternatively, the nucleotide sequence can comprise a nucleotide sequence which is degenerate to any of the sequences or a combination of degenerate sequences.

An embodiment of the invention also provides an isolated or purified nucleic acid comprising a nucleotide sequence which is complementary to the nucleotide sequence of any of the nucleic acids described herein or a nucleotide sequence which hybridizes under stringent conditions to the nucleotide sequence of any of the nucleic acids described herein.

The nucleotide sequence which hybridizes under stringent conditions may hybridize under high stringency conditions. By “high stringency conditions” is meant that the nucleotide sequence specifically hybridizes to a target sequence (the nucleotide sequence of any of the nucleic acids described herein) in an amount that is detectably stronger than non-specific hybridization. High stringency conditions include conditions which would distinguish a polynucleotide with an exact complementary sequence, or one containing only a few scattered mismatches from a random sequence that happened to have a few small regions (e.g., 3-10 bases) that matched the nucleotide sequence. Such small regions of complementarity are more easily melted than a full-length complement of 14-17 or more bases, and high stringency hybridization makes them easily distinguishable. Relatively high stringency conditions would include, for example, low salt and/or high temperature conditions, such as provided by about 0.02-0.1 M NaCl or the equivalent, at temperatures of

about 50-70° C. Such high stringency conditions tolerate little, if any, mismatch between the nucleotide sequence and the template or target strand, and are particularly suitable for detecting expression of any of the inventive polypeptides, proteins, CARs, anti-CD276 binding moieties, conjugates, or functional portions or functional variants thereof. It is generally appreciated that conditions can be rendered more stringent by the addition of increasing amounts of formamide.

The invention also provides a nucleic acid comprising a nucleotide sequence that is at least about 70% or more, e.g., about 80%, about 90%, about 91%, about 92%, about 93%, about 94%, about 95%, about 96%, about 97%, about 98%, or about 99% identical to any of the nucleic acids described herein.

In an embodiment, the nucleic acids of the invention can be incorporated into a recombinant expression vector. In this regard, an embodiment of the invention provides recombinant expression vectors comprising any of the nucleic acids of the invention. For purposes herein, the term "recombinant expression vector" means a genetically-modified oligonucleotide or polynucleotide construct that permits the expression of an mRNA, protein, polypeptide, or peptide by a host cell, when the construct comprises a nucleotide sequence encoding the mRNA, protein, polypeptide, or peptide, and the vector is contacted with the cell under conditions sufficient to have the mRNA, protein, polypeptide, or peptide expressed within the cell. The vectors of the invention are not naturally-occurring as a whole. However, parts of the vectors can be naturally-occurring. The inventive recombinant expression vectors can comprise any type of nucleotides, including, but not limited to DNA and RNA, which can be single-stranded or double-stranded, synthesized or obtained in part from natural sources, and which can contain natural, non-natural or altered nucleotides. The recombinant expression vectors can comprise naturally-occurring or non-naturally-occurring internucleotide linkages, or both types of linkages. Preferably, the non-naturally occurring or altered nucleotides or internucleotide linkages do not hinder the transcription or replication of the vector.

In an embodiment, the recombinant expression vector of the invention can be any suitable recombinant expression vector, and can be used to transform or transfect any suitable host cell. Suitable vectors include those designed for propagation and expansion or for expression or both, such as plasmids and viruses. The vector can be selected from the group consisting of the pUC series (Fermentas Life Sciences, Glen Burnie, Md.), the pBluescript series (Stratagene, LaJolla, Calif.), the pET series (Novagen, Madison, Wis.), the pGEX series (Pharmacia Biotech, Uppsala, Sweden), and the pEX series (Clontech, Palo Alto, Calif.). Bacteriophage vectors, such as  $\lambda$ GT10,  $\lambda$ GT11,  $\lambda$ ZapII (Stratagene),  $\lambda$ EMBL4, and  $\lambda$ NM1149, also can be used. Examples of plant expression vectors include pBI01, pBI101.2, pBI101.3, pBI121 and pBIN19 (Clontech). Examples of animal expression vectors include pEUK-Cl, pMAM, and pMAMneo (Clontech). The recombinant expression vector may be a viral vector, e.g., a retroviral vector.

A number of transfection techniques are generally known in the art (see, e.g., Graham et al., *Virology*, 52: 456-467 (1973); Green et al., supra; Davis et al., *Basic Methods in Molecular Biology*, Elsevier (1986); and Chu et al., *Gene*, 13: 97 (1981). Transfection methods include calcium phosphate co-precipitation (see, e.g., Graham et al., supra), direct micro injection into cultured cells (see, e.g., Capecchi, *Cell*, 22: 479-488 (1980)), electroporation (see, e.g., Shigekawa et al., *BioTechniques*, 6: 742-751 (1988)), liposome mediated

gene transfer (see, e.g., Mannino et al., *BioTechniques*, 6: 682-690 (1988)), lipid mediated transduction (see, e.g., Felgner et al., *Proc. Natl. Acad. Sci. USA*, 84: 7413-7417 (1987)), and nucleic acid delivery using high velocity microprojectiles (see, e.g., Klein et al., *Nature*, 327: 70-73 (1987)).

In an embodiment, the recombinant expression vectors of the invention can be prepared using standard recombinant DNA techniques described in, for example, Green et al., supra, and Ausubel et al., supra. Constructs of expression vectors, which are circular or linear, can be prepared to contain a replication system functional in a prokaryotic or eukaryotic host cell. Replication systems can be derived, e.g., from ColE1, 2 $\mu$  plasmid,  $\lambda$ , SV40, bovine papilloma virus, and the like.

The recombinant expression vector may comprise regulatory sequences, such as transcription and translation initiation and termination codons, which are specific to the type of host cell (e.g., bacterium, fungus, plant, or animal) into which the vector is to be introduced, as appropriate, and taking into consideration whether the vector is DNA- or RNA-based. The recombinant expression vector may comprise restriction sites to facilitate cloning. Examples of sequences including restriction sites include SEQ ID NOs: 65-70.

The recombinant expression vector can include one or more marker genes, which allow for selection of transformed or transfected host cells. Marker genes include biocide resistance, e.g., resistance to antibiotics, heavy metals, etc., complementation in an auxotrophic host to provide prototrophy, and the like. Suitable marker genes for the inventive expression vectors include, for instance, neomycin/G418 resistance genes, hygromycin resistance genes, histidinol resistance genes, tetracycline resistance genes, and ampicillin resistance genes.

The recombinant expression vector can comprise a native or nonnative promoter operably linked to the nucleotide sequence encoding the polypeptides, proteins, CARs, anti-CD276 binding moieties, conjugates, or functional portions or functional variants thereof, or to the nucleotide sequence which is complementary to or which hybridizes to the nucleotide sequence encoding the inventive polypeptides, proteins, CARs, anti-CD276 binding moieties, conjugates, or functional portions or functional variants thereof. The selection of promoters, e.g., strong, weak, inducible, tissue-specific and developmental-specific, is within the ordinary skill of the artisan. Similarly, the combining of a nucleotide sequence with a promoter is also within the ordinary skill of the artisan. The promoter can be a non-viral promoter or a viral promoter, e.g., a cytomegalovirus (CMV) promoter, an SV40 promoter, an RSV promoter, or a promoter found in the long-terminal repeat of the murine stem cell virus.

The inventive recombinant expression vectors can be designed for either transient expression, for stable expression, or for both. Also, the recombinant expression vectors can be made for constitutive expression or for inducible expression.

Further, the recombinant expression vectors can be made to include a suicide gene. As used herein, the term "suicide gene" refers to a gene that causes the cell expressing the suicide gene to die. The suicide gene can be a gene that confers sensitivity to an agent, e.g., a drug, upon the cell in which the gene is expressed, and causes the cell to die when the cell is contacted with or exposed to the agent. Suicide genes are known in the art (see, for example, *Suicide Gene Therapy: Methods and Reviews*, Springer, Caroline J. (Cancer Research UK Centre for Cancer Therapeutics at the

Institute of Cancer Research, Sutton, Surrey, UK), Humana Press, 2004) and include, for example, the Herpes Simplex Virus (HSV) thymidine kinase (TK) gene, cytosine deaminase, purine nucleoside phosphorylase, and nitroreductase.

An embodiment of the invention further provides a host cell comprising any of the recombinant expression vectors described herein. As used herein, the term "host cell" refers to any type of cell that can contain the inventive recombinant expression vector. The host cell can be a eukaryotic cell, e.g., plant, animal, fungi, or algae, or can be a prokaryotic cell, e.g., bacteria or protozoa. The host cell can be a cultured cell or a primary cell, i.e., isolated directly from an organism, e.g., a human. The host cell can be an adherent cell or a suspended cell, i.e., a cell that grows in suspension. Suitable host cells are known in the art and include, for instance, DH5 $\alpha$  *E. coli* cells, Chinese hamster ovarian cells, monkey VERO cells, COS cells, HEK293 cells, and the like. For purposes of amplifying or replicating the recombinant expression vector, the host cell may be a prokaryotic cell, e.g., a DH5 $\alpha$  cell. For purposes of producing a recombinant polypeptide, protein, CAR, anti-CD276 binding moiety, conjugate, or functional portion or functional variant thereof, the host cell may be a mammalian cell. The host cell may be a human cell. While the host cell can be of any cell type, can originate from any type of tissue, and can be of any developmental stage, the host cell may be a peripheral blood lymphocyte (PBL) or a peripheral blood mononuclear cell (PBMC). The host cell may be a B cell or a T cell.

For purposes herein, the T cell can be any T cell, such as a cultured T cell, e.g., a primary T cell, or a T cell from a cultured T cell line, e.g., Jurkat, SupT1, etc., or a T cell obtained from a mammal. If obtained from a mammal, the T cell can be obtained from numerous sources, including but not limited to blood, bone marrow, lymph node, the thymus, or other tissues or fluids. T cells can also be enriched for or purified. The T cell may be a human T cell. The T cell may be a T cell isolated from a human. The T cell can be any type of T cell and can be of any developmental stage, including but not limited to, CD4<sup>+</sup>/CD8<sup>+</sup> double positive T cells, CD4<sup>+</sup> helper T cells, e.g., Th<sub>1</sub> and Th<sub>2</sub> cells, CD8<sup>+</sup> T cells (e.g., cytotoxic T cells), tumor infiltrating cells, memory T cells, naïve T cells, and the like. The T cell may be a CD8<sup>+</sup> T cell or a CD4<sup>+</sup> T cell.

Also provided by an embodiment of the invention is a population of cells comprising at least one host cell described herein. The population of cells can be a heterogeneous population comprising the host cell comprising any of the recombinant expression vectors described, in addition to at least one other cell, e.g., a host cell (e.g., a T cell), which does not comprise any of the recombinant expression vectors, or a cell other than a T cell, e.g., a B cell, a macrophage, a neutrophil, an erythrocyte, a hepatocyte, an endothelial cell, an epithelial cell, a muscle cell, a brain cell, etc. Alternatively, the population of cells can be a substantially homogeneous population, in which the population comprises mainly host cells (e.g., consisting essentially of) comprising the recombinant expression vector. The population also can be a clonal population of cells, in which all cells of the population are clones of a single host cell comprising a recombinant expression vector, such that all cells of the population comprise the recombinant expression vector. In one embodiment of the invention, the population of cells is a clonal population comprising host cells comprising a recombinant expression vector as described herein.

The polypeptides, proteins, CARs (including functional portions and variants thereof), nucleic acids, recombinant expression vectors, host cells (including populations

thereof), anti-CD276 binding moieties, and conjugates, all of which are collectively referred to as "inventive anti-CD276 materials" hereinafter, can be isolated and/or purified. The term "isolated" as used herein means having been removed from its natural environment. The term "purified" or "isolated" does not require absolute purity or isolation; rather, it is intended as a relative term. Thus, for example, a purified (or isolated) host cell preparation is one in which the host cell is more pure than cells in their natural environment within the body. Such host cells may be produced, for example, by standard purification techniques. In some embodiments, a preparation of a host cell is purified such that the host cell represents at least about 50%, for example, at least about 70%, of the total cell content of the preparation. For example, the purity can be at least about 50%, can be greater than about 60%, about 70% or about 80%, or can be about 100%.

The inventive anti-CD276 materials can be formulated into a composition, such as a pharmaceutical composition. In this regard, an embodiment of the invention provides a pharmaceutical composition comprising any of the inventive anti-CD276 materials described herein and a pharmaceutically acceptable carrier. The inventive pharmaceutical compositions containing any of the inventive anti-CD276 materials can comprise more than one inventive anti-CD276 material, e.g., a CAR and a nucleic acid, or two or more different CARs. Alternatively, the pharmaceutical composition can comprise an inventive CAR material in combination with other pharmaceutically active agents or drugs, such as chemotherapeutic agents, e.g., asparaginase, busulfan, carboplatin, cisplatin, daunorubicin, doxorubicin, fluorouracil, gemcitabine, hydroxyurea, methotrexate, paclitaxel, rituximab, vinblastine, vincristine, etc. In a preferred embodiment, the pharmaceutical composition comprises the inventive host cell or populations thereof.

The inventive anti-CD276 materials can be provided in the form of a salt, e.g., a pharmaceutically acceptable salt. Suitable pharmaceutically acceptable acid addition salts include those derived from mineral acids, such as hydrochloric, hydrobromic, phosphoric, metaphosphoric, nitric, and sulphuric acids, and organic acids, such as tartaric, acetic, citric, malic, lactic, fumaric, benzoic, glycolic, gluconic, succinic, and arylsulphonic acids, for example, p-toluenesulphonic acid.

With respect to pharmaceutical compositions, the pharmaceutically acceptable carrier can be any of those conventionally used and is limited only by chemico-physical considerations, such as solubility and lack of reactivity with the active agent(s), and by the route of administration. The pharmaceutically acceptable carriers described herein, for example, vehicles, adjuvants, excipients, and diluents, are well-known to those skilled in the art and are readily available to the public. It is preferred that the pharmaceutically acceptable carrier be one which is chemically inert to the active agent(s) and one which has no detrimental side effects or toxicity under the conditions of use.

The choice of carrier will be determined in part by the particular inventive CAR material, as well as by the particular method used to administer the inventive CAR material. Accordingly, there are a variety of suitable formulations of the pharmaceutical composition of the invention. Preservatives may be used. Suitable preservatives may include, for example, methylparaben, propylparaben, sodium benzoate, and benzalkonium chloride. A mixture of two or more preservatives optionally may be used. The preservative or mixtures thereof are typically present in an amount of about 0.0001% to about 2% by weight of the total composition.

Suitable buffering agents may include, for example, citric acid, sodium citrate, phosphoric acid, potassium phosphate, and various other acids and salts. A mixture of two or more buffering agents optionally may be used. The buffering agent or mixtures thereof are typically present in an amount of about 0.001% to about 4% by weight of the total composition.

The concentration of inventive anti-CD276 material in the pharmaceutical formulations can vary, e.g., from less than about 1%, usually at or at least about 10%, to as much as, for example, about 20% to about 50% or more by weight, and can be selected primarily by fluid volumes, and viscosities, in accordance with the particular mode of administration selected.

Methods for preparing administrable (e.g., parenterally administrable) compositions are known or apparent to those skilled in the art and are described in more detail in, for example, *Remington: The Science and Practice of Pharmacy*, Lippincott Williams & Wilkins; 21st ed. (May 1, 2005).

The following formulations for oral, aerosol, parenteral (e.g., subcutaneous, intravenous, intraarterial, intramuscular, intradermal, interperitoneal, and intrathecal), and topical administration are merely exemplary and are in no way limiting. More than one route can be used to administer the inventive anti-CD276 materials, and in certain instances, a particular route can provide a more immediate and more effective response than another route.

Formulations suitable for oral administration can comprise or consist of (a) liquid solutions, such as an effective amount of the inventive anti-CD276 material dissolved in diluents, such as water, saline, or orange juice; (b) capsules, sachets, tablets, lozenges, and troches, each containing a predetermined amount of the active ingredient, as solids or granules; (c) powders; (d) suspensions in an appropriate liquid; and (e) suitable emulsions. Liquid formulations may include diluents, such as water and alcohols, for example, ethanol, benzyl alcohol, and the polyethylene alcohols, either with or without the addition of a pharmaceutically acceptable surfactant. Capsule forms can be of the ordinary hard or softshelled gelatin type containing, for example, surfactants, lubricants, and inert fillers, such as lactose, sucrose, calcium phosphate, and corn starch. Tablet forms can include one or more of lactose, sucrose, mannitol, corn starch, potato starch, alginic acid, microcrystalline cellulose, acacia, gelatin, guar gum, colloidal silicon dioxide, croscarmellose sodium, talc, magnesium stearate, calcium stearate, zinc stearate, stearic acid, and other excipients, colorants, diluents, buffering agents, disintegrating agents, moistening agents, preservatives, flavoring agents, and other pharmacologically compatible excipients. Lozenge forms can comprise the inventive anti-CD276 material in a flavor, usually sucrose and acacia or tragacanth, as well as pastilles comprising the inventive anti-CD276 material in an inert base, such as gelatin and glycerin, or sucrose and acacia, emulsions, gels, and the like containing, in addition to, such excipients as are known in the art.

Formulations suitable for parenteral administration include aqueous and nonaqueous isotonic sterile injection solutions, which can contain antioxidants, buffers, bacteriostats, and solutes that render the formulation isotonic with the blood of the intended recipient, and aqueous and nonaqueous sterile suspensions that can include suspending agents, solubilizers, thickening agents, stabilizers, and preservatives. The inventive anti-CD276 material can be administered in a physiologically acceptable diluent in a pharmaceutical carrier, such as a sterile liquid or mixture of

liquids, including water, saline, aqueous dextrose and related sugar solutions, an alcohol, such as ethanol or hexadecyl alcohol, a glycol, such as propylene glycol or polyethylene glycol, dimethylsulfoxide, glycerol, ketals such as 2,2-dimethyl-1,3-dioxolane-4-methanol, ethers, poly(ethyleneglycol) 400, oils, fatty acids, fatty acid esters or glycerides, or acetylated fatty acid glycerides with or without the addition of a pharmaceutically acceptable surfactant, such as a soap or a detergent, suspending agent, such as pectin, carbomers, methylcellulose, hydroxypropylmethylcellulose, or carboxymethylcellulose, or emulsifying agents and other pharmaceutical adjuvants.

Oils, which can be used in parenteral formulations include petroleum, animal, vegetable, or synthetic oils. Specific examples of oils include peanut, soybean, sesame, cottonseed, corn, olive, petrolatum, and mineral. Suitable fatty acids for use in parenteral formulations include oleic acid, stearic acid, and isostearic acid. Ethyl oleate and isopropyl myristate are examples of suitable fatty acid esters.

Suitable soaps for use in parenteral formulations include fatty alkali metal, ammonium, and triethanolamine salts, and suitable detergents include (a) cationic detergents such as, for example, dimethyl dialkyl ammonium halides, and alkyl pyridinium halides, (b) anionic detergents such as, for example, alkyl, aryl, and olefin sulfonates, alkyl, olefin, ether, and monoglyceride sulfates, and sulfosuccinates, (c) nonionic detergents such as, for example, fatty amine oxides, fatty acid alkanolamides, and polyoxyethylenepolypropylene copolymers, (d) amphoteric detergents such as, for example, alkyl- $\beta$ -aminopropionates, and 2-alkyl-imidazoline quaternary ammonium salts, and (e) mixtures thereof.

The parenteral formulations will typically contain, for example, from about 0.5% to about 25% by weight of the inventive anti-CD276 material in solution. Preservatives and buffers may be used. In order to minimize or eliminate irritation at the site of injection, such compositions may contain one or more nonionic surfactants having, for example, a hydrophile-lipophile balance (HLB) of from about 12 to about 17. The quantity of surfactant in such formulations will typically range, for example, from about 5% to about 15% by weight. Suitable surfactants include polyethylene glycol sorbitan fatty acid esters, such as sorbitan monooleate and the high molecular weight adducts of ethylene oxide with a hydrophobic base, formed by the condensation of propylene oxide with propylene glycol. The parenteral formulations can be presented in unit-dose or multi-dose sealed containers, such as ampoules and vials, and can be stored in a freeze-dried (lyophilized) condition requiring only the addition of the sterile liquid excipient, for example, water, for injections, immediately prior to use. Extemporaneous injection solutions and suspensions can be prepared from sterile powders, granules, and tablets of the kind previously described.

Injectable formulations are in accordance with an embodiment of the invention. The requirements for effective pharmaceutical carriers for injectable compositions are well-known to those of ordinary skill in the art (see, e.g., *Pharmaceutics and Pharmacy Practice*, J.B. Lippincott Company, Philadelphia, Pa., Banker and Chalmers, eds., pages 238-250 (1982), and *ASHP Handbook on Injectable Drugs*, Toissel, 4th ed., pages 622-630 (1986)).

Topical formulations, including those that are useful for transdermal drug release, are well known to those of skill in the art and are suitable in the context of embodiments of the invention for application to skin. The inventive anti-CD276 material, alone or in combination with other suitable components, can be made into aerosol formulations to be admin-

istered via inhalation. These aerosol formulations can be placed into pressurized acceptable propellants, such as dichlorodifluoromethane, propane, nitrogen, and the like. They also may be formulated as pharmaceuticals for non-pressured preparations, such as in a nebulizer or an atomizer. Such spray formulations also may be used to spray mucosa.

An "effective amount" or "an amount effective to treat" refers to a dose that is adequate to prevent or treat cancer in an individual. Amounts effective for a therapeutic or prophylactic use will depend on, for example, the stage and severity of the disease or disorder being treated, the age, weight, and general state of health of the patient, and the judgment of the prescribing physician. The size of the dose will also be determined by the active selected, method of administration, timing and frequency of administration, the existence, nature, and extent of any adverse side-effects that might accompany the administration of a particular active, and the desired physiological effect. It will be appreciated by one of skill in the art that various diseases or disorders could require prolonged treatment involving multiple administrations, perhaps using the inventive anti-CD276 materials in each or various rounds of administration. By way of example and not intending to limit the invention, the dose of the inventive anti-CD276 material can be about 0.001 to about 1000 mg/kg body weight of the subject being treated/day, from about 0.01 to about 10 mg/kg body weight/day, about 0.01 mg to about 1 mg/kg body weight/day. When the inventive anti-CD276 material is a host cell, an exemplary dose of host cells may be a minimum of one million cells (1 mg cells/dose). When the inventive anti-CD276 material is a nucleic acid packaged in a virus, an exemplary dose of virus may be 1 ng/dose.

For purposes of the invention, the amount or dose of the inventive anti-CD276 material administered should be sufficient to effect a therapeutic or prophylactic response in the subject or animal over a reasonable time frame. For example, the dose of the inventive anti-CD276 material should be sufficient to bind to antigen, or detect, treat or prevent disease in a period of from about 2 hours or longer, e.g., about 12 to about 24 or more hours, from the time of administration. In certain embodiments, the time period could be even longer. The dose will be determined by the efficacy of the particular inventive anti-CD276 material and the condition of the animal (e.g., human), as well as the body weight of the animal (e.g., human) to be treated.

For purposes of the invention, an assay, which comprises, for example, comparing the extent to which target cells are lysed and/or IFN- $\gamma$  is secreted by T cells expressing the inventive anti-CD276 material upon administration of a given dose of such T cells to a mammal, among a set of mammals of which is each given a different dose of the T cells, could be used to determine a starting dose to be administered to a mammal. The extent to which target cells are lysed and/or IFN- $\gamma$  is secreted upon administration of a certain dose can be assayed by methods known in the art.

In addition to the aforedescribed pharmaceutical compositions, the inventive anti-CD276 materials can be formulated as inclusion complexes, such as cyclodextrin inclusion complexes, or liposomes. Liposomes can serve to target the inventive anti-CD276 materials to a particular tissue. Liposomes also can be used to increase the half-life of the inventive anti-CD276 materials. Many methods are available for preparing liposomes, as described in, for example, Szoka et al., *Ann. Rev. Biophys. Bioeng.*, 9, 467 (1980) and U.S. Pat. Nos. 4,235,871, 4,501,728, 4,837,028, and 5,019,369.

The delivery systems useful in the context of embodiments of the invention may include time-released, delayed release, and sustained release delivery systems such that the delivery of the inventive composition occurs prior to, and with sufficient time to cause, sensitization of the site to be treated. The inventive composition can be used in conjunction with other therapeutic agents or therapies. Such systems can avoid repeated administrations of the inventive composition, thereby increasing convenience to the subject and the physician, and may be particularly suitable for certain composition embodiments of the invention.

Many types of release delivery systems are available and known to those of ordinary skill in the art. They include polymer base systems such as poly(lactide-glycolide), copolyoxalates, polycaprolactones, polyesteramides, polyorthoesters, polyhydroxybutyric acid, and polyanhydrides. Microcapsules of the foregoing polymers containing drugs are described in, for example, U.S. Pat. No. 5,075,109. Delivery systems also include non-polymer systems that are lipids including sterols such as cholesterol, cholesterol esters, and fatty acids or neutral fats such as mono-di- and tri-glycerides; hydrogel release systems; syalastic systems; peptide based systems; wax coatings; compressed tablets using conventional binders and excipients; partially fused implants; and the like. Specific examples include, but are not limited to: (a) erosional systems in which the active composition is contained in a form within a matrix such as those described in U.S. Pat. Nos. 4,452,775, 4,667,014, 4,748,034, and 5,239,660 and (b) diffusional systems in which an active component permeates at a controlled rate from a polymer such as described in U.S. Pat. Nos. 3,832,253 and 3,854,480. In addition, pump-based hardware delivery systems can be used, some of which are adapted for implantation.

One of ordinary skill in the art will readily appreciate that the inventive anti-CD276 materials of the invention can be modified in any number of ways, such that the therapeutic or prophylactic efficacy of the inventive anti-CD276 materials is increased through the modification. For instance, the inventive anti-CD276 materials can be conjugated either directly or indirectly through a bridge to a targeting moiety. The practice of conjugating compounds, e.g., inventive anti-CD276 materials, to targeting moieties is known in the art. See, for instance, Wadwa et al., *J. Drug Targeting* 3: 111 (1995) and U.S. Pat. No. 5,087,616.

Alternatively, the inventive anti-CD276 materials can be modified into a depot form, such that the manner in which the inventive anti-CD276 materials is released into the body to which it is administered is controlled with respect to time and location within the body (see, for example, U.S. Pat. No. 4,450,150). Depot forms of inventive anti-CD276 materials can be, for example, an implantable composition comprising the inventive anti-CD276 materials and a porous or non-porous material, such as a polymer, wherein the inventive anti-CD276 materials are encapsulated by or diffused throughout the material and/or degradation of the non-porous material. The depot is then implanted into the desired location within the body and the inventive anti-CD276 materials are released from the implant at a predetermined rate.

When the inventive anti-CD276 materials are administered with one or more additional therapeutic agents, one or more additional therapeutic agents can be coadministered to the mammal. By "coadministering" is meant administering one or more additional therapeutic agents and the inventive CAR materials sufficiently close in time such that the inventive anti-CD276 materials can enhance the effect of one or more additional therapeutic agents, or vice versa. In

this regard, the inventive anti-CD276 materials can be administered first and the one or more additional therapeutic agents can be administered second, or vice versa. Alternatively, the inventive anti-CD276 materials and the one or more additional therapeutic agents can be administered simultaneously. An exemplary therapeutic agent that can be co-administered with the anti-CD276 materials is IL-2. It is believed that IL-2 enhances the therapeutic effect of the inventive anti-CD276 materials. For purposes of the inventive methods, wherein host cells or populations of cells are administered to the mammal, the cells can be cells that are allogeneic or autologous to the mammal.

It is contemplated that the inventive anti-CD276 materials and pharmaceutical compositions can be used in methods of treating or preventing a disease in a mammal. Without being bound to a particular theory or mechanism, the inventive anti-CD276 materials have biological activity, e.g., ability to recognize antigen, e.g., CD276, such that the anti-CD276 material, when expressed by a cell, is able to mediate an immune response against the cell expressing the antigen, e.g., CD276, for which the anti-CD276 material is specific. In this regard, an embodiment of the invention provides a method of treating or preventing cancer in a mammal, comprising administering to the mammal any of the polypeptides, proteins, CARs, functional portions, functional variants, nucleic acids, recombinant expression vectors, host cells, population of cells, anti-CD276 binding moieties, conjugates, and/or the pharmaceutical compositions of the invention in an amount effective to treat or prevent cancer in the mammal.

An embodiment of the invention further comprises lymphodepleting the mammal prior to administering the inventive anti-CD276 materials. Examples of lymphodepletion include, but may not be limited to, nonmyeloablative lymphodepleting chemotherapy, myeloablative lymphodepleting chemotherapy, total body irradiation, etc.

For purposes of the inventive methods, wherein host cells or populations of cells are administered, the cells can be cells that are allogeneic or autologous to the mammal. Preferably, the cells are autologous to the mammal.

The mammal referred to herein can be any mammal. As used herein, the term "mammal" refers to any mammal, including, but not limited to, mammals of the order Rodentia, such as mice and hamsters, and mammals of the order Logomorpha, such as rabbits. The mammals may be from the order Carnivora, including Felines (cats) and Canines (dogs). The mammals may be from the order Artiodactyla, including Bovines (cows) and Swines (pigs) or of the order Perssodactyla, including Equines (horses). The mammals may be of the order Primates, Ceboids, or Simoids (monkeys) or of the order Anthropoids (humans and apes). Preferably, the mammal is a human.

With respect to the inventive methods, the cancer can be any cancer, including any of acute lymphocytic cancer, acute myeloid leukemia, rhabdomyosarcoma, bladder cancer (e.g., bladder carcinoma), bone cancer, brain cancer (e.g., medulloblastoma), breast cancer, cancer of the anus, anal canal, or anorectum, cancer of the eye, cancer of the intrahepatic bile duct, cancer of the joints, cancer of the neck, gallbladder, or pleura, cancer of the nose, nasal cavity, or middle ear, cancer of the oral cavity, cancer of the vulva, chronic lymphocytic leukemia, chronic myeloid cancer, colon cancer, Ewing's sarcoma, esophageal cancer, cervical cancer, fibrosarcoma, gastrointestinal carcinoid tumor, head and neck cancer (e.g., head and neck squamous cell carcinoma), Hodgkin lymphoma, hypopharynx cancer, kidney cancer, larynx cancer, leukemia, liquid tumors, liver cancer,

lung cancer (e.g., non-small cell lung carcinoma), lymphoma, malignant mesothelioma, mastocytoma, melanoma, multiple myeloma, nasopharynx cancer, neuroblastoma, non-Hodgkin lymphoma, B-chronic lymphocytic leukemia, hairy cell leukemia, acute lymphocytic leukemia (ALL), and Burkitt's lymphoma, ovarian cancer, pancreatic cancer, peritoneum, omentum, and mesentery cancer, pharynx cancer, prostate cancer, rectal cancer, renal cancer, skin cancer, small intestine cancer, soft tissue cancer, solid tumors, stomach cancer, testicular cancer, thyroid cancer, and ureter cancer. Preferably, the cancer is a pediatric solid tumor, adult carcinoma, neuroblastoma, Ewing's sarcoma, rhabdomyosarcoma, and prostate, ovarian, colorectal, or lung cancer. Preferably, the cancer is characterized by the expression or overexpression of CD276.

The terms "treat," and "prevent" as well as words stemming therefrom, as used herein, do not necessarily imply 100% or complete treatment or prevention. Rather, there are varying degrees of treatment or prevention of which one of ordinary skill in the art recognizes as having a potential benefit or therapeutic effect. In this respect, the inventive methods can provide any amount of any level of treatment or prevention of cancer in a mammal. Furthermore, the treatment or prevention provided by the inventive method can include treatment or prevention of one or more conditions or symptoms of the disease, e.g., cancer, being treated or prevented. Also, for purposes herein, "prevention" can encompass delaying the onset of the disease, or a symptom or condition thereof.

Another embodiment of the invention provides a use of any of the polypeptides, proteins, CARs, functional portions, functional variants, nucleic acids, recombinant expression vectors, host cells, population of cells, anti-CD276 binding moieties, conjugates, or pharmaceutical compositions of the invention for the treatment or prevention of cancer in a mammal.

Another embodiment of the invention provides a method of detecting the presence of cancer in a mammal, comprising: (a) contacting a sample comprising one or more cells from the mammal with any of the polypeptides, proteins, CARs, functional portions, functional variants, nucleic acids, recombinant expression vectors, host cells, population of cells, anti-CD276 binding moieties, or conjugates of the invention, thereby forming a complex, (b) and detecting the complex, wherein detection of the complex is indicative of the presence of cancer in the mammal.

The sample may be obtained by any suitable method, e.g., biopsy or necropsy. A biopsy is the removal of tissue and/or cells from an individual. Such removal may be to collect tissue and/or cells from the individual in order to perform experimentation on the removed tissue and/or cells. This experimentation may include experiments to determine if the individual has and/or is suffering from a certain condition or disease-state. The condition or disease may be, e.g., cancer.

With respect to an embodiment of the inventive method of detecting the presence of cancer in a mammal, the sample comprising cells of the mammal can be a sample comprising whole cells, lysates thereof, or a fraction of the whole cell lysates, e.g., a nuclear or cytoplasmic fraction, a whole protein fraction, or a nucleic acid fraction. If the sample comprises whole cells, the cells can be any cells of the mammal, e.g., the cells of any organ or tissue, including blood cells or endothelial cells.

For purposes of the inventive detecting method, the contacting can take place in vitro or in vivo with respect to the mammal. Preferably, the contacting is in vitro.

Also, detection of the complex can occur through any number of ways known in the art. For instance, the inventive CARs, polypeptides, proteins, functional portions, functional variants, nucleic acids, recombinant expression vectors, host cells, populations of cells, anti-CD276 binding moieties, or conjugates, described herein, can be labeled with a detectable label such as, for instance, a radioisotope, a fluorophore (e.g., fluorescein isothiocyanate (FITC), phycoerythrin (PE)), an enzyme (e.g., alkaline phosphatase, horseradish peroxidase), and element particles (e.g., gold particles).

Methods of testing an anti-CD276 material for the ability to recognize target cells and for antigen specificity are known in the art. For instance, Clay et al., *J. Immunol.*, 163: 507-513 (1999), teaches methods of measuring the release of cytokines (e.g., interferon- $\gamma$ , granulocyte/monocyte colony stimulating factor (GM-CSF), tumor necrosis factor  $\alpha$  (TNF- $\alpha$ ) or interleukin 2 (IL-2)). In addition, anti-CD276 material function can be evaluated by measurement of cellular cytotoxicity, as described in Zhao et al., *J. Immunol.*, 174: 4415-4423 (2005).

The following examples further illustrate the invention but, of course, should not be construed as in any way limiting its scope.

#### EXAMPLE 1

This example demonstrates the identification, purification, and characterization of anti-CD276 binding domains. Yeast Display Naïve Human Antibody Library, Antibodies, Biotinylation Kit, Cells

A large yeast display naïve single chain variable fragment (scFv) human antibody library was constructed using a collection of human antibody gene repertoires, including the genes used for the construction of a phage display Fab library (Zhu et al., *Methods Mol. Biol.*, 525: 129-142, xv (2009)).

Mouse monoclonal anti-c-Myc antibody was purchased from Roche (Pleasanton, Calif.). PE-conjugated streptavidin and Alexa-488 conjugated goat anti-mouse antibody were purchased from Invitrogen (Carlsbad, Calif.). Protein G columns were purchased from GE healthcare (Waukesha, Wis.). Avi-tag specific biotinylation kits were purchased from Avidity (Aurora, Colo.). Yeast plasmid extraction kits were purchased from Zymo Research (Irvine, Calif.). 293 free style protein expression kits were purchased from Invitrogen. An AutoMACS System was purchased from Miltenyi Biotec (Cologne, Germany). MACS Sorting Downsize of the Initial Yeast Display Human Antibody Library

Biotinylated human and mouse CD276 extracellular domain was used as the target for three rounds of sorting to downsize the initial yeast display naïve human antibody library. Approximately 1010 cells from the initial naïve antibody library and 10  $\mu$ g of biotinylated CD276 ecto-domain were incubated in 50 ml PBSA (phosphate-buffered saline containing 0.1% bovine serum albumin) at room temperature (RT) for 2 hr with rotation. The mixture of biotinylated CD276 ecto-domain bound to displayed antibody on cells from the library was washed three times with PBSA and incubated with 100  $\mu$ l of streptavidin conjugated microbeads at RT from Miltenyi Biotec. The resultant mixture was washed once with PBSA and loaded onto the AutoMACS system for the first round of sorting. The sorted cells were amplified in SDCAA media (20 g dextrose, 6.7 g DIFCO yeast nitrogen base without (w/o) amino acids, 5 g BACTO casamino acids, 5.4 g Na<sub>2</sub>HPO<sub>4</sub> and 8.56 g

NaH<sub>2</sub>PO<sub>4</sub>·H<sub>2</sub>O in 1 liter water) at 30° C. and 250 revolutions per minute (rpm) for 24 hours (hr). The culture was then induced in SGCAA media (20 g galactose, 20 g raffinose, 1 g dextrose, 6.7 g DIFCO yeast nitrogen base w/o amino acids, 5 g BACTO casamino acids, 5.4 g Na<sub>2</sub>HPO<sub>4</sub> and 8.56 g NaH<sub>2</sub>PO<sub>4</sub>·H<sub>2</sub>O in 1 liter water) at 20° C. and 250 rpm for 16-18 hr.

The same amounts of antigen and incubation volume were used for the next two rounds of sorting. The cell numbers used for these two rounds of sorting were set at 100 times the size of the sorted pool from the previous round of sorting to keep the diversity of each sorted pool.

#### Expression and Purification of scFv-Fc Proteins

Plasmids were extracted from the identified yeast clones using yeast plasmid extraction kits (Zymo Research, Irvine, Calif.), following the manufacturer's instructions. Extracted plasmids were transformed into 10 G chemical competent *E. coli* (Lucigen, Middleton, Wis.) for further amplification. Plasmids extracted from the bacteria were used for DNA sequencing to obtain the nucleic acid sequences encoding the positive binder antibodies.

Three anti-CD276 antibodies were identified, each comprising heavy and light chain amino acid sequences as follows: (1) Clone CD276.1 (m851) (comprising a heavy chain comprising SEQ ID NO: 17 and a light chain comprising SEQ ID NO: 18), (2) Clone CD276.6 (m856) (comprising a heavy chain comprising SEQ ID NO: 7 and a light chain comprising SEQ ID NO: 8), and (3) Clone CD276.17 (m8517) (comprising a heavy chain comprising SEQ ID NO: 26 and a light chain comprising SEQ ID NO: 27).

The scFv-encoding inserts of the unique clones were digested with SfiI and ligated into modified pSecTag bearing the same set of SfiI sites and Fc-Avi tag for soluble expression. These constructs were transfected into 293T cells for expression following the manufacturer's protocol. After 72 hr of growth, the scFv-Fc fusion proteins in the culture medium were used for the ELISA binding assay.

#### ELISA Binding Assay

50  $\mu$ l of the diluted mouse or human CD276-AP fusion protein in PBS at 2  $\mu$ g/ml was coated in a 96-well plate at 4° C. overnight. Transiently expressed scFv-Fc fusion protein in the culture medium was serially diluted and added into the target protein coated wells. After washing, a 1:3000 diluted horseradish peroxidase (HRP) conjugated goat anti-human IgG antibody was added for 1 hr at RT. After washing, 3, 3', 5'-Tetramethylbenzidine (TMB) substrate was added, and the optical density (O.D.) was read at 450 nm. The results are shown in FIGS. 6 and 7. As shown in FIG. 6, scFv-Fc fusion proteins comprising heavy and light chain amino acid sequences as follows: (1) Clone CD276.1 (m851) (comprising a heavy chain comprising SEQ ID NO: 17 and a light chain comprising SEQ ID NO: 18), (2) Clone CD276.6 (m856) (comprising a heavy chain comprising SEQ ID NO: 7 and a light chain comprising SEQ ID NO: 8), and (3) Clone CD276.17 (m8517) (comprising a heavy chain comprising SEQ ID NO: 26 and a light chain comprising SEQ ID NO: 27) bound to human CD276. As shown in FIG. 7, all the clones except for m851 (CD276.1) showed cross reactivity to both human and mouse CD276, while m851 (CD276.1) is human CD276-specific.

#### Affinity Determination by Surface Plasmon Resonance

Binding affinities of human anti-CD276 scFv CD276.6 to human CD276 Ecto-domain were analyzed by surface plasmon resonance technology using a Biacore X100 instrument (GE healthcare). The human CD276 soluble extracellular domain was covalently immobilized onto a sensor chip (CM5) using carbodiimide coupling chemistry. A control

reference surface was prepared for nonspecific binding and refractive index changes. For analysis of the kinetics of interactions, varying concentrations of antigens were injected at a flow rate of 30  $\mu$ l/min using running buffer containing 10 mM HEPES, 150 mM NaCl, 3 mM EDTA, and 0.05% Surfactant P-20 (pH 7.4). The association and dissociation phase data were fitted simultaneously to a 1:1 Langmuir global model, using the nonlinear data analysis program BIAevaluation 3.2. All of the experiments were done at 25° C. The affinity of the antibody CD276.6 (m856) (comprising a heavy chain comprising SEQ ID NO: 7 and a light chain comprising SEQ ID NO: 8) is shown in FIG. 8.

#### EXAMPLE 2

This example demonstrates the activity of chimeric antigen receptors (CARs) comprising anti-CD276 binding domains identified in Example 1.

Chimeric antigen receptors (CARs) (second generation-version 1) were produced including single chain variable fragments comprising the anti-CD276 binding domains identified in Example 1. In addition to the anti-CD276 binding domains, the CARs also included an immunoglobulin domain comprising an immunoglobulin CH2 and CH3 immunoglobulin G (IgG1) domain sequence (CH2CH3), a CD28 transmembrane domain, a CD28 intracellular T cell signaling domain, and a CD3 $\zeta$  intracellular T cell signaling domain. The full length sequences of these CARs comprised SEQ ID NO: 39 (CD276.6 second generation, version 1), SEQ ID NO: 42 (CD276.1 second generation, version 1), or SEQ ID NO: 45 (CD276.17 second generation, version 1).

These CARs were tested against tumor cell lines expressing CD276 as well as a laboratory cell line, CHO, that was transfected to permanently express either CD276 or a control vector, serving as a positive control (CHO-276) and a negative control (CHO), respectively, in assays of immunological function of CAR-transduced T cells. To test CAR activity, human T cells were activated with anti-CD3/CD28 beads in the presence of interleukin (IL)-2. These T cells were then transduced with retroviral CAR expression vectors and tested for activity against tumor cell lines in a chromium release assay. The transduced T cells (effectors) were cultured with chromium-labeled target cells CHO or CHO-276 at the effector to target ratios (number of effector T cells per target cell in the assay well) shown in FIG. 1. The percentage of target cells that were lysed was measured. The results are shown in FIG. 1. The activities of cells expressing SEQ ID NO: 42 (CD276.1 second generation, version 1) or SEQ ID NO: 45 (CD276.17 second generation, version 1) are shown in FIG. 1.

As shown in FIG. 1, while both the CAR comprising SEQ ID NO: 42 (CD276.1 second generation, version 1) and the CAR comprising SEQ ID NO: 45 (CD276.17 second generation, version 1) were active against CHO-276 (the CD276-expressing, positive control cell line), the CAR comprising SEQ ID NO: 45 (CD276.17 second generation, version 1) showed very low activity against the control cell line, indicating a high degree of specific lytic activity.

Human cells transduced with nucleotide sequences encoding SEQ ID NO: 39 (CD276.6 second generation, version 1), SEQ ID NO: 42 (CD276.1 second generation, version 1), or SEQ ID NO: 45 (CD276.17 second generation, version 1) CARs (effectors) were co-cultured with chromium-labeled target CHO K1 cells (negative control), positive control CHO-276 cells, or one of the CD276<sup>+</sup> tumor cell lines K562 (leukemia cell line), 5838 (patient-derived sarcoma cell line), and TC71 (patient-derived sarcoma cell

line) at the effector to target ratios shown in FIGS. 2-4. The percentage of target cells that were lysed was measured. The results are shown in FIGS. 2-4.

As shown in FIGS. 2-4, all CARs were active against CHO-276 (the positive control) and the 5838 Ewing sarcoma cell line. However, CARs differed in their reactivity to the control cell line, with SEQ ID NO: 42 (CD276.1 second generation, version 1) and SEQ ID NO: 39 (CD276.6 second generation, version 1) showing moderate reactivity to CHO-K1, and SEQ ID NO: 45 (CD276.17 second generation, version 1) showing very low activity. Thus, the CD276.17 second generation, version 1 CAR has the highest degree of specific lytic activity.

The production of interferon (IFN)-gamma was tested in an enzyme-linked immunosorbent spot (ELISPOT) assay. In the ELISPOT assay, CAR-transduced T cells were co-incubated with tumor cells for 24 hours and the number of IFN-gamma producing cells was enumerated by the capture of IFN-gamma on the micro-well filter upon which the assay was performed. Thus, the ELISPOT assay both verifies the production of IFN-gamma by CAR-expressing T cells and quantifies the number of T cells in the culture that are able to express IFN-gamma. The results obtained for cells transduced with nucleotide sequences encoding SEQ ID NO: 45 (CD276.17 second generation, version 1) or SEQ ID NO: 39 (CD276.6 second generation, version 1) are shown in FIG. 5. As shown in FIG. 5, the CD276.17 second generation, version 1 CAR showed a high degree of specific activity in that the greatest number of spots was seen when CAR-transduced T cells were incubated with the CD276-positive cells lines K562 and 5838 and the positive control cell line, CHO-CD276. Low numbers of spots were seen with the negative control cell line or when T cells were incubated alone. Lower levels of activity were seen against the TC71 tumor cell line. As in the tumor lysis assay, the CD276.6 second generation, version 1 CAR T cells had high levels of lysis against CD276-expressing targets, but also a higher level of activity against the negative control cell line.

All references, including publications, patent applications, and patents, cited herein are hereby incorporated by reference to the same extent as if each reference were individually and specifically indicated to be incorporated by reference and were set forth in its entirety herein.

The use of the terms "a" and "an" and "the" and similar referents in the context of describing the invention (especially in the context of the following claims) are to be construed to cover both the singular and the plural, unless otherwise indicated herein or clearly contradicted by context. The terms "comprising," "having," "including," and "containing" are to be construed as open-ended terms (i.e., meaning "including, but not limited to,") unless otherwise noted. Recitation of ranges of values herein are merely intended to serve as a shorthand method of referring individually to each separate value falling within the range, unless otherwise indicated herein, and each separate value is incorporated into the specification as if it were individually recited herein. All methods described herein can be performed in any suitable order unless otherwise indicated herein or otherwise clearly contradicted by context. The use of any and all examples, or exemplary language (e.g., "such as") provided herein, is intended merely to better illuminate the invention and does not pose a limitation on the scope of the invention unless otherwise claimed. No language in the specification should be construed as indicating any unclaimed element as essential to the practice of the invention.

Preferred embodiments of this invention are described herein, including the best mode known to the inventors for



carrying out the invention. Variations of those preferred embodiments may become apparent to those of ordinary skill in the art upon reading the foregoing description. The inventors expect skilled artisans to employ such variations as appropriate, and the inventors intend for the invention to be practiced otherwise than as specifically described herein. Accordingly, this invention includes all modifications and

equivalents of the subject matter recited in the claims appended hereto as permitted by applicable law. Moreover, any combination of the above-described elements in all possible variations thereof is encompassed by the invention unless otherwise indicated herein or otherwise clearly contradicted by context.

---

 SEQUENCE LISTING
 

---

<160> NUMBER OF SEQ ID NOS: 140

<210> SEQ ID NO 1  
 <211> LENGTH: 8  
 <212> TYPE: PRT  
 <213> ORGANISM: Artificial Sequence  
 <220> FEATURE:  
 <223> OTHER INFORMATION: Synthetic

<400> SEQUENCE: 1

Gly Gly Thr Phe Ser Ser Tyr Ala  
 1 5

<210> SEQ ID NO 2  
 <211> LENGTH: 8  
 <212> TYPE: PRT  
 <213> ORGANISM: Artificial Sequence  
 <220> FEATURE:  
 <223> OTHER INFORMATION: Synthetic

<400> SEQUENCE: 2

Ile Ile Pro Ile Leu Gly Ile Ala  
 1 5

<210> SEQ ID NO 3  
 <211> LENGTH: 12  
 <212> TYPE: PRT  
 <213> ORGANISM: Artificial Sequence  
 <220> FEATURE:  
 <223> OTHER INFORMATION: Synthetic

<400> SEQUENCE: 3

Ala Thr Gly Gly Ser Gly Arg Tyr Ala Leu Asp Ile  
 1 5 10

<210> SEQ ID NO 4  
 <211> LENGTH: 6  
 <212> TYPE: PRT  
 <213> ORGANISM: Artificial Sequence  
 <220> FEATURE:  
 <223> OTHER INFORMATION: Synthetic

<400> SEQUENCE: 4

Gln Ser Val Ser Ser Tyr  
 1 5

<210> SEQ ID NO 5  
 <211> LENGTH: 3  
 <212> TYPE: PRT  
 <213> ORGANISM: Artificial Sequence  
 <220> FEATURE:  
 <223> OTHER INFORMATION: Synthetic

<400> SEQUENCE: 5

Asp Ala Ser  
 1

<210> SEQ ID NO 6  
 <211> LENGTH: 11

-continued

<212> TYPE: PRT  
 <213> ORGANISM: Artificial Sequence  
 <220> FEATURE:  
 <223> OTHER INFORMATION: Synthetic

<400> SEQUENCE: 6

Gln Gln Arg Ser Asn Trp Pro Pro Ser Tyr Thr  
 1 5 10

<210> SEQ ID NO 7  
 <211> LENGTH: 119  
 <212> TYPE: PRT  
 <213> ORGANISM: Artificial Sequence  
 <220> FEATURE:  
 <223> OTHER INFORMATION: Synthetic

<400> SEQUENCE: 7

Gln Val Gln Leu Gln Gln Ser Gly Ala Glu Val Lys Lys Pro Gly Ser  
 1 5 10 15  
 Ser Val Lys Val Ser Cys Lys Ala Ser Gly Gly Thr Phe Ser Ser Tyr  
 20 25 30  
 Ala Ile Ser Trp Val Arg Gln Ala Pro Gly Gln Gly Leu Glu Trp Met  
 35 40 45  
 Gly Gly Ile Ile Pro Ile Leu Gly Ile Ala Asn Tyr Ala Gln Lys Phe  
 50 55 60  
 Gln Gly Arg Val Thr Ile Thr Ala Asp Glu Ser Thr Ser Thr Ala Tyr  
 65 70 75 80  
 Met Glu Leu Ser Ser Leu Arg Ser Glu Asp Thr Ala Val Tyr Tyr Cys  
 85 90 95  
 Ala Thr Gly Gly Ser Gly Arg Tyr Ala Leu Asp Ile Trp Gly Gln Gly  
 100 105 110  
 Thr Met Val Thr Val Ser Ser  
 115

<210> SEQ ID NO 8  
 <211> LENGTH: 109  
 <212> TYPE: PRT  
 <213> ORGANISM: Artificial Sequence  
 <220> FEATURE:  
 <223> OTHER INFORMATION: Synthetic

<400> SEQUENCE: 8

Glu Ile Val Leu Thr Gln Ser Pro Ala Thr Leu Ser Leu Ser Pro Gly  
 1 5 10 15  
 Glu Arg Ala Thr Leu Ser Cys Arg Ala Ser Gln Ser Val Ser Ser Tyr  
 20 25 30  
 Leu Ala Trp Tyr Gln Gln Lys Pro Gly Gln Ala Pro Arg Leu Leu Ile  
 35 40 45  
 Tyr Asp Ala Ser Asn Arg Ala Thr Gly Ile Pro Ala Arg Phe Ser Gly  
 50 55 60  
 Ser Gly Ser Gly Thr Asp Phe Thr Leu Thr Ile Ser Ser Leu Glu Pro  
 65 70 75 80  
 Glu Asp Phe Ala Val Tyr Tyr Cys Gln Gln Arg Ser Asn Trp Pro Pro  
 85 90 95  
 Ser Tyr Thr Phe Gly Gln Gly Thr Lys Leu Glu Ile Lys  
 100 105

<210> SEQ ID NO 9  
 <211> LENGTH: 17  
 <212> TYPE: PRT

-continued

<213> ORGANISM: Artificial Sequence  
 <220> FEATURE:  
 <223> OTHER INFORMATION: Synthetic

<400> SEQUENCE: 9

Ser Ser Gly Gly Gly Gly Ser Gly Gly Gly Gly Ser Gly Gly Gly Gly  
 1 5 10 15

Ser

<210> SEQ ID NO 10  
 <211> LENGTH: 244  
 <212> TYPE: PRT  
 <213> ORGANISM: Artificial Sequence  
 <220> FEATURE:  
 <223> OTHER INFORMATION: Synthetic

<400> SEQUENCE: 10

Gln Val Gln Leu Gln Gln Ser Gly Ala Glu Val Lys Lys Pro Gly Ser  
 1 5 10 15

Ser Val Lys Val Ser Cys Lys Ala Ser Gly Gly Thr Phe Ser Ser Tyr  
 20 25 30

Ala Ile Ser Trp Val Arg Gln Ala Pro Gly Gln Gly Leu Glu Trp Met  
 35 40 45

Gly Gly Ile Ile Pro Ile Leu Gly Ile Ala Asn Tyr Ala Gln Lys Phe  
 50 55 60

Gln Gly Arg Val Thr Ile Thr Ala Asp Glu Ser Thr Ser Thr Ala Tyr  
 65 70 75 80

Met Glu Leu Ser Ser Leu Arg Ser Glu Asp Thr Ala Val Tyr Tyr Cys  
 85 90 95

Ala Thr Gly Gly Ser Gly Arg Tyr Ala Leu Asp Ile Trp Gly Gln Gly  
 100 105 110

Thr Met Val Thr Val Ser Ser Gly Gly Gly Gly Ser Gly Gly Gly Gly  
 115 120 125

Ser Gly Gly Gly Gly Ser Glu Ile Val Leu Thr Gln Ser Pro Ala Thr  
 130 135 140

Leu Ser Leu Ser Pro Gly Glu Arg Ala Thr Leu Ser Cys Arg Ala Ser  
 145 150 155 160

Gln Ser Val Ser Ser Tyr Leu Ala Trp Tyr Gln Gln Lys Pro Gly Gln  
 165 170 175

Ala Pro Arg Leu Leu Ile Tyr Asp Ala Ser Asn Arg Ala Thr Gly Ile  
 180 185 190

Pro Ala Arg Phe Ser Gly Ser Gly Ser Gly Thr Asp Phe Thr Leu Thr  
 195 200 205

Ile Ser Ser Leu Glu Pro Glu Asp Phe Ala Val Tyr Tyr Cys Gln Gln  
 210 215 220

Arg Ser Asn Trp Pro Pro Ser Tyr Thr Phe Gly Gln Gly Thr Lys Leu  
 225 230 235 240

Glu Ile Lys Arg

<210> SEQ ID NO 11  
 <211> LENGTH: 8  
 <212> TYPE: PRT  
 <213> ORGANISM: Artificial Sequence  
 <220> FEATURE:  
 <223> OTHER INFORMATION: Synthetic

<400> SEQUENCE: 11

Gly Gly Thr Phe Ser Ser Tyr Ala

-continued

1 5

<210> SEQ ID NO 12  
 <211> LENGTH: 8  
 <212> TYPE: PRT  
 <213> ORGANISM: Artificial Sequence  
 <220> FEATURE:  
 <223> OTHER INFORMATION: Synthetic

&lt;400&gt; SEQUENCE: 12

Ile Ile Pro Ile Leu Gly Ile Ala  
 1 5

<210> SEQ ID NO 13  
 <211> LENGTH: 15  
 <212> TYPE: PRT  
 <213> ORGANISM: Artificial Sequence  
 <220> FEATURE:  
 <223> OTHER INFORMATION: Synthetic

&lt;400&gt; SEQUENCE: 13

Ala Arg Gly Gly Ala Gly Gly Ser Gly Ser Tyr Tyr Pro Leu Ile  
 1 5 10 15

<210> SEQ ID NO 14  
 <211> LENGTH: 7  
 <212> TYPE: PRT  
 <213> ORGANISM: Artificial Sequence  
 <220> FEATURE:  
 <223> OTHER INFORMATION: Synthetic

&lt;400&gt; SEQUENCE: 14

Gln Ser Val Ser Ser Ser Tyr  
 1 5

<210> SEQ ID NO 15  
 <211> LENGTH: 3  
 <212> TYPE: PRT  
 <213> ORGANISM: Artificial Sequence  
 <220> FEATURE:  
 <223> OTHER INFORMATION: Synthetic

&lt;400&gt; SEQUENCE: 15

Asp Ala Ser  
 1

<210> SEQ ID NO 16  
 <211> LENGTH: 11  
 <212> TYPE: PRT  
 <213> ORGANISM: Artificial Sequence  
 <220> FEATURE:  
 <223> OTHER INFORMATION: Synthetic

&lt;400&gt; SEQUENCE: 16

Gln Gln Arg Ser Ser Trp Pro Pro Thr Trp Thr  
 1 5 10

<210> SEQ ID NO 17  
 <211> LENGTH: 122  
 <212> TYPE: PRT  
 <213> ORGANISM: Artificial Sequence  
 <220> FEATURE:  
 <223> OTHER INFORMATION: Synthetic

&lt;400&gt; SEQUENCE: 17

Gln Val Gln Leu Gln Gln Ser Gly Ala Glu Val Lys Lys Pro Gly Ser  
 1 5 10 15

-continued

---

Ser Val Lys Val Ser Cys Lys Ala Ser Gly Gly Thr Phe Ser Ser Tyr  
 20 25 30  
 Ala Ile Ser Trp Val Arg Gln Ala Pro Gly Gln Gly Leu Glu Trp Met  
 35 40 45  
 Gly Gly Ile Ile Pro Ile Leu Gly Ile Ala Asn Tyr Ala Gln Lys Phe  
 50 55 60  
 Gln Gly Arg Val Thr Ile Thr Ala Asp Glu Ser Thr Ser Thr Ala Tyr  
 65 70 75 80  
 Met Glu Leu Ser Ser Leu Arg Ser Glu Asp Thr Ala Val Tyr Tyr Cys  
 85 90 95  
 Ala Arg Gly Gly Ala Gly Gly Ser Gly Ser Tyr Tyr Pro Leu Ile Trp  
 100 105 110  
 Gly Gln Gly Thr Thr Val Thr Val Ser Ser  
 115 120

<210> SEQ ID NO 18  
 <211> LENGTH: 110  
 <212> TYPE: PRT  
 <213> ORGANISM: Artificial Sequence  
 <220> FEATURE:  
 <223> OTHER INFORMATION: Synthetic

<400> SEQUENCE: 18

Glu Ile Val Leu Thr Gln Ser Pro Ala Thr Leu Ser Leu Ser Pro Gly  
 1 5 10 15  
 Glu Arg Ala Thr Leu Ser Cys Gly Ala Ser Gln Ser Val Ser Ser Ser  
 20 25 30  
 Tyr Leu Ala Trp Tyr Gln Gln Lys Pro Gly Gln Ala Pro Arg Leu Leu  
 35 40 45  
 Ile Tyr Asp Ala Ser Ser Arg Ala Thr Gly Ile Pro Ala Arg Phe Ser  
 50 55 60  
 Gly Ser Gly Ser Gly Thr Asp Phe Thr Leu Thr Ile Ser Ser Leu Glu  
 65 70 75 80  
 Pro Glu Asp Phe Ala Val Tyr Tyr Cys Gln Gln Arg Ser Ser Trp Pro  
 85 90 95  
 Pro Thr Trp Thr Phe Gly Gln Gly Thr Lys Leu Glu Ile Lys  
 100 105 110

<210> SEQ ID NO 19  
 <211> LENGTH: 248  
 <212> TYPE: PRT  
 <213> ORGANISM: Artificial Sequence  
 <220> FEATURE:  
 <223> OTHER INFORMATION: Synthetic

<400> SEQUENCE: 19

Gln Val Gln Leu Gln Gln Ser Gly Ala Glu Val Lys Lys Pro Gly Ser  
 1 5 10 15  
 Ser Val Lys Val Ser Cys Lys Ala Ser Gly Gly Thr Phe Ser Ser Tyr  
 20 25 30  
 Ala Ile Ser Trp Val Arg Gln Ala Pro Gly Gln Gly Leu Glu Trp Met  
 35 40 45  
 Gly Gly Ile Ile Pro Ile Leu Gly Ile Ala Asn Tyr Ala Gln Lys Phe  
 50 55 60  
 Gln Gly Arg Val Thr Ile Thr Ala Asp Glu Ser Thr Ser Thr Ala Tyr  
 65 70 75 80  
 Met Glu Leu Ser Ser Leu Arg Ser Glu Asp Thr Ala Val Tyr Tyr Cys

-continued

---

85	90	95
Ala Arg Gly Gly Ala Gly Gly Ser Gly Ser Tyr Tyr Pro Leu Ile Trp 100                          105                          110		
Gly Gln Gly Thr Thr Val Thr Val Ser Ser Gly Gly Gly Ser Gly 115                          120                          125		
Gly Gly Gly Ser Gly Gly Gly Gly Ser Glu Ile Val Leu Thr Gln Ser 130                          135                          140		
Pro Ala Thr Leu Ser Leu Ser Pro Gly Glu Arg Ala Thr Leu Ser Cys 145                          150                          155                          160		
Gly Ala Ser Gln Ser Val Ser Ser Ser Tyr Leu Ala Trp Tyr Gln Gln 165                          170                          175		
Lys Pro Gly Gln Ala Pro Arg Leu Leu Ile Tyr Asp Ala Ser Ser Arg 180                          185                          190		
Ala Thr Gly Ile Pro Ala Arg Phe Ser Gly Ser Gly Ser Gly Thr Asp 195                          200                          205		
Phe Thr Leu Thr Ile Ser Ser Leu Glu Pro Glu Asp Phe Ala Val Tyr 210                          215                          220		
Tyr Cys Gln Gln Arg Ser Ser Trp Pro Pro Thr Trp Thr Phe Gly Gln 225                          230                          235                          240		
Gly Thr Lys Leu Glu Ile Lys Arg 245		

<210> SEQ ID NO 20  
 <211> LENGTH: 8  
 <212> TYPE: PRT  
 <213> ORGANISM: Artificial Sequence  
 <220> FEATURE:  
 <223> OTHER INFORMATION: Synthetic

<400> SEQUENCE: 20

Gly Gly Thr Phe Ser Ser Tyr Ala  
 1                          5

<210> SEQ ID NO 21  
 <211> LENGTH: 8  
 <212> TYPE: PRT  
 <213> ORGANISM: Artificial Sequence  
 <220> FEATURE:  
 <223> OTHER INFORMATION: Synthetic

<400> SEQUENCE: 21

Ile Ile Pro Ile Leu Gly Thr Ala  
 1                          5

<210> SEQ ID NO 22  
 <211> LENGTH: 10  
 <212> TYPE: PRT  
 <213> ORGANISM: Artificial Sequence  
 <220> FEATURE:  
 <223> OTHER INFORMATION: Synthetic

<400> SEQUENCE: 22

Ala Arg Trp Gly Gly Gly Ala Phe Asp Ile  
 1                          5                          10

<210> SEQ ID NO 23  
 <211> LENGTH: 6  
 <212> TYPE: PRT  
 <213> ORGANISM: Artificial Sequence  
 <220> FEATURE:  
 <223> OTHER INFORMATION: Synthetic

-continued

&lt;400&gt; SEQUENCE: 23

Gln Ser Val Gly Gly Tyr  
 1 5

&lt;210&gt; SEQ ID NO 24

&lt;211&gt; LENGTH: 3

&lt;212&gt; TYPE: PRT

&lt;213&gt; ORGANISM: Artificial Sequence

&lt;220&gt; FEATURE:

&lt;223&gt; OTHER INFORMATION: Synthetic

&lt;400&gt; SEQUENCE: 24

Asp Ala Ser  
 1

&lt;210&gt; SEQ ID NO 25

&lt;211&gt; LENGTH: 11

&lt;212&gt; TYPE: PRT

&lt;213&gt; ORGANISM: Artificial Sequence

&lt;220&gt; FEATURE:

&lt;223&gt; OTHER INFORMATION: Synthetic

&lt;400&gt; SEQUENCE: 25

Gln Gln Arg Asn Asn Trp Pro Pro Met Tyr Thr  
 1 5 10

&lt;210&gt; SEQ ID NO 26

&lt;211&gt; LENGTH: 117

&lt;212&gt; TYPE: PRT

&lt;213&gt; ORGANISM: Artificial Sequence

&lt;220&gt; FEATURE:

&lt;223&gt; OTHER INFORMATION: Synthetic

&lt;400&gt; SEQUENCE: 26

Gln Val Gln Leu Val Gln Ser Gly Ala Glu Val Lys Lys Pro Gly Ser  
 1 5 10 15

Ser Val Lys Val Ser Cys Lys Ala Ser Gly Gly Thr Phe Ser Ser Tyr  
 20 25 30

Ala Ile Ser Trp Val Arg Gln Ala Pro Gly Gln Gly Leu Glu Trp Met  
 35 40 45

Gly Gly Ile Ile Pro Ile Leu Gly Thr Ala Asn Tyr Ala Gln Lys Phe  
 50 55 60

Gln Gly Arg Val Thr Ile Thr Ala Asp Glu Ser Thr Ser Thr Ala Tyr  
 65 70 75 80

Met Glu Leu Ser Ser Leu Arg Ser Glu Asp Thr Ala Val Tyr Tyr Cys  
 85 90 95

Ala Arg Trp Gly Gly Gly Ala Phe Asp Ile Trp Gly Gln Gly Thr Met  
 100 105 110

Val Thr Val Ser Ser  
 115

&lt;210&gt; SEQ ID NO 27

&lt;211&gt; LENGTH: 109

&lt;212&gt; TYPE: PRT

&lt;213&gt; ORGANISM: Artificial Sequence

&lt;220&gt; FEATURE:

&lt;223&gt; OTHER INFORMATION: Synthetic

&lt;400&gt; SEQUENCE: 27

Glu Ile Val Leu Thr Gln Ser Pro Gly Thr Leu Ser Leu Ser Pro Gly  
 1 5 10 15

Glu Arg Ala Thr Leu Ser Cys Arg Ala Ser Gln Ser Val Gly Gly Tyr

-continued

---

	20						25					30			
Leu	Ala	Trp	Tyr	Gln	Gln	Lys	Pro	Gly	Gln	Ala	Pro	Arg	Leu	Leu	Ile
	35						40					45			
Tyr	Asp	Ala	Ser	Asn	Arg	Ala	Thr	Gly	Ile	Pro	Ala	Arg	Phe	Ser	Gly
	50					55					60				
Ser	Gly	Ser	Gly	Thr	Asp	Phe	Thr	Leu	Thr	Ile	Ser	Ser	Leu	Glu	Pro
	65				70					75				80	
Glu	Asp	Phe	Ala	Val	Tyr	Tyr	Cys	Gln	Gln	Arg	Asn	Asn	Trp	Pro	Pro
				85					90					95	
Met	Tyr	Thr	Phe	Gly	Gln	Gly	Thr	Lys	Leu	Glu	Ile	Lys			
			100					105							

&lt;210&gt; SEQ ID NO 28

&lt;211&gt; LENGTH: 242

&lt;212&gt; TYPE: PRT

&lt;213&gt; ORGANISM: Artificial Sequence

&lt;220&gt; FEATURE:

&lt;223&gt; OTHER INFORMATION: Synthetic

&lt;400&gt; SEQUENCE: 28

Gln	Val	Gln	Leu	Val	Gln	Ser	Gly	Ala	Glu	Val	Lys	Lys	Pro	Gly	Ser
1			5						10					15	
Ser	Val	Lys	Val	Ser	Cys	Lys	Ala	Ser	Gly	Gly	Thr	Phe	Ser	Ser	Tyr
			20					25					30		
Ala	Ile	Ser	Trp	Val	Arg	Gln	Ala	Pro	Gly	Gln	Gly	Leu	Glu	Trp	Met
			35				40					45			
Gly	Gly	Ile	Ile	Pro	Ile	Leu	Gly	Thr	Ala	Asn	Tyr	Ala	Gln	Lys	Phe
	50					55					60				
Gln	Gly	Arg	Val	Thr	Ile	Thr	Ala	Asp	Glu	Ser	Thr	Ser	Thr	Ala	Tyr
	65				70					75					80
Met	Glu	Leu	Ser	Ser	Leu	Arg	Ser	Glu	Asp	Thr	Ala	Val	Tyr	Tyr	Cys
				85					90					95	
Ala	Arg	Trp	Gly	Gly	Gly	Ala	Phe	Asp	Ile	Trp	Gly	Gln	Gly	Thr	Met
			100					105						110	
Val	Thr	Val	Ser	Ser	Gly	Gly	Gly	Gly	Ser	Gly	Gly	Gly	Gly	Ser	Gly
							120						125		
Gly	Gly	Gly	Ser	Glu	Ile	Val	Leu	Thr	Gln	Ser	Pro	Gly	Thr	Leu	Ser
	130					135					140				
Leu	Ser	Pro	Gly	Glu	Arg	Ala	Thr	Leu	Ser	Cys	Arg	Ala	Ser	Gln	Ser
	145				150					155					160
Val	Gly	Gly	Tyr	Leu	Ala	Trp	Tyr	Gln	Gln	Lys	Pro	Gly	Gln	Ala	Pro
				165					170					175	
Arg	Leu	Leu	Ile	Tyr	Asp	Ala	Ser	Asn	Arg	Ala	Thr	Gly	Ile	Pro	Ala
			180					185					190		
Arg	Phe	Ser	Gly	Ser	Gly	Ser	Gly	Thr	Asp	Phe	Thr	Leu	Thr	Ile	Ser
		195					200					205			
Ser	Leu	Glu	Pro	Glu	Asp	Phe	Ala	Val	Tyr	Tyr	Cys	Gln	Gln	Arg	Asn
	210					215					220				
Asn	Trp	Pro	Pro	Met	Tyr	Thr	Phe	Gly	Gln	Gly	Thr	Lys	Leu	Glu	Ile
	225				230					235					240
Lys	Arg														

&lt;210&gt; SEQ ID NO 29

&lt;211&gt; LENGTH: 84

&lt;212&gt; TYPE: PRT

&lt;213&gt; ORGANISM: Artificial Sequence



-continued

&lt;220&gt; FEATURE:

&lt;223&gt; OTHER INFORMATION: Synthetic

&lt;400&gt; SEQUENCE: 29

Phe Val Pro Val Phe Leu Pro Ala Lys Pro Thr Thr Thr Pro Ala Pro  
 1                    5                    10                    15

Arg Pro Pro Thr Pro Ala Pro Thr Ile Ala Ser Gln Pro Leu Ser Leu  
                   20                    25                    30

Arg Pro Glu Ala Cys Arg Pro Ala Ala Gly Gly Ala Val His Thr Arg  
                   35                    40                    45

Gly Leu Asp Phe Ala Cys Asp Ile Tyr Ile Trp Ala Pro Leu Ala Gly  
                   50                    55                    60

Thr Cys Gly Val Leu Leu Leu Ser Leu Val Ile Thr Leu Tyr Cys Asn  
 65                    70                    75                    80

His Arg Asn Arg

&lt;210&gt; SEQ ID NO 30

&lt;211&gt; LENGTH: 67

&lt;212&gt; TYPE: PRT

&lt;213&gt; ORGANISM: Artificial Sequence

&lt;220&gt; FEATURE:

&lt;223&gt; OTHER INFORMATION: Synthetic

&lt;400&gt; SEQUENCE: 30

Ile Glu Val Met Tyr Pro Pro Pro Tyr Leu Asp Asn Glu Lys Ser Asn  
 1                    5                    10                    15

Gly Thr Ile Ile His Val Lys Gly Lys His Leu Cys Pro Ser Pro Leu  
                   20                    25                    30

Phe Pro Gly Pro Ser Lys Pro Phe Trp Val Leu Val Val Val Gly Gly  
                   35                    40                    45

Val Leu Ala Cys Tyr Ser Leu Leu Val Thr Val Ala Phe Ile Ile Phe  
 50                    55                    60

Trp Val Arg  
 65

&lt;210&gt; SEQ ID NO 31

&lt;211&gt; LENGTH: 69

&lt;212&gt; TYPE: PRT

&lt;213&gt; ORGANISM: Artificial Sequence

&lt;220&gt; FEATURE:

&lt;223&gt; OTHER INFORMATION: Synthetic

&lt;400&gt; SEQUENCE: 31

Thr Thr Thr Pro Ala Pro Arg Pro Pro Thr Pro Ala Pro Thr Ile Ala  
 1                    5                    10                    15

Ser Gln Pro Leu Ser Leu Arg Pro Glu Ala Cys Arg Pro Ala Ala Gly  
                   20                    25                    30

Gly Ala Val His Thr Arg Gly Leu Asp Phe Ala Cys Asp Ile Tyr Ile  
                   35                    40                    45

Trp Ala Pro Leu Ala Gly Thr Cys Gly Val Leu Leu Leu Ser Leu Val  
 50                    55                    60

Ile Thr Leu Tyr Cys  
 65

&lt;210&gt; SEQ ID NO 32

&lt;211&gt; LENGTH: 40

&lt;212&gt; TYPE: PRT

&lt;213&gt; ORGANISM: Artificial Sequence

&lt;220&gt; FEATURE:

&lt;223&gt; OTHER INFORMATION: Synthetic

-continued

&lt;400&gt; SEQUENCE: 32

Ser Lys Arg Ser Arg Leu Leu His Ser Asp Tyr Met Asn Met Thr Pro  
 1 5 10 15  
 Arg Arg Pro Gly Pro Thr Arg Lys His Tyr Gln Pro Tyr Ala Pro Pro  
 20 25 30  
 Arg Asp Phe Ala Ala Tyr Arg Ser  
 35 40

<210> SEQ ID NO 33  
 <211> LENGTH: 47  
 <212> TYPE: PRT  
 <213> ORGANISM: Artificial Sequence  
 <220> FEATURE:  
 <223> OTHER INFORMATION: Synthetic

&lt;400&gt; SEQUENCE: 33

Arg Phe Ser Val Val Lys Arg Gly Arg Lys Lys Leu Leu Tyr Ile Phe  
 1 5 10 15  
 Lys Gln Pro Phe Met Arg Pro Val Gln Thr Thr Gln Glu Glu Asp Gly  
 20 25 30  
 Cys Ser Cys Arg Phe Pro Glu Glu Glu Glu Gly Gly Cys Glu Leu  
 35 40 45

<210> SEQ ID NO 34  
 <211> LENGTH: 112  
 <212> TYPE: PRT  
 <213> ORGANISM: Artificial Sequence  
 <220> FEATURE:  
 <223> OTHER INFORMATION: Synthetic

&lt;400&gt; SEQUENCE: 34

Arg Val Lys Phe Ser Arg Ser Ala Asp Ala Pro Ala Tyr Gln Gln Gly  
 1 5 10 15  
 Gln Asn Gln Leu Tyr Asn Glu Leu Asn Leu Gly Arg Arg Glu Glu Tyr  
 20 25 30  
 Asp Val Leu Asp Lys Arg Arg Gly Arg Asp Pro Glu Met Gly Gly Lys  
 35 40 45  
 Pro Arg Arg Lys Asn Pro Gln Glu Gly Leu Tyr Asn Glu Leu Gln Lys  
 50 55 60  
 Asp Lys Met Ala Glu Ala Tyr Ser Glu Ile Gly Met Lys Gly Glu Arg  
 65 70 75 80  
 Arg Arg Gly Lys Gly His Asp Gly Leu Tyr Gln Gly Leu Ser Thr Ala  
 85 90 95  
 Thr Lys Asp Thr Tyr Asp Ala Leu His Met Gln Ala Leu Pro Pro Arg  
 100 105 110

<210> SEQ ID NO 35  
 <211> LENGTH: 40  
 <212> TYPE: PRT  
 <213> ORGANISM: Artificial Sequence  
 <220> FEATURE:  
 <223> OTHER INFORMATION: Synthetic

&lt;400&gt; SEQUENCE: 35

Ser Lys Arg Ser Arg Leu Leu His Ser Asp Tyr Met Asn Met Thr Pro  
 1 5 10 15  
 Arg Arg Pro Gly Pro Thr Arg Lys His Tyr Gln Pro Tyr Ala Pro Pro  
 20 25 30  
 Arg Asp Phe Ala Ala Tyr Arg Ser

-continued

---

```

35                40

<210> SEQ ID NO 36
<211> LENGTH: 112
<212> TYPE: PRT
<213> ORGANISM: Artificial Sequence
<220> FEATURE:
<223> OTHER INFORMATION: Synthetic

<400> SEQUENCE: 36

Arg Val Lys Phe Ser Arg Ser Ala Asp Ala Pro Ala Tyr Gln Gln Gly
 1                    5                10            15
Gln Asn Gln Leu Tyr Asn Glu Leu Asn Leu Gly Arg Arg Glu Glu Tyr
 20                25                30
Asp Val Leu Asp Lys Arg Arg Gly Arg Asp Pro Glu Met Gly Gly Lys
 35                40                45
Pro Arg Arg Lys Asn Pro Gln Glu Gly Leu Tyr Asn Glu Leu Gln Lys
 50                55                60
Asp Lys Met Ala Glu Ala Tyr Ser Glu Ile Gly Met Lys Gly Glu Arg
 65                70                75                80
Arg Arg Gly Lys Gly His Asp Gly Leu Tyr Gln Gly Leu Ser Thr Ala
 85                90                95
Thr Lys Asp Thr Tyr Asp Ala Leu His Met Gln Ala Leu Pro Pro Arg
 100               105               110

<210> SEQ ID NO 37
<211> LENGTH: 42
<212> TYPE: PRT
<213> ORGANISM: Artificial Sequence
<220> FEATURE:
<223> OTHER INFORMATION: Synthetic

<400> SEQUENCE: 37

Lys Arg Gly Arg Lys Lys Leu Leu Tyr Ile Phe Lys Gln Pro Phe Met
 1                    5                10            15
Arg Pro Val Gln Thr Thr Gln Glu Glu Asp Gly Cys Ser Cys Arg Phe
 20                25                30
Pro Glu Glu Glu Glu Gly Gly Cys Glu Leu
 35                40

<210> SEQ ID NO 38
<211> LENGTH: 112
<212> TYPE: PRT
<213> ORGANISM: Artificial Sequence
<220> FEATURE:
<223> OTHER INFORMATION: Synthetic

<400> SEQUENCE: 38

Arg Val Lys Phe Ser Arg Ser Ala Asp Ala Pro Ala Tyr Lys Gln Gly
 1                    5                10            15
Gln Asn Gln Leu Tyr Asn Glu Leu Asn Leu Gly Arg Arg Glu Glu Tyr
 20                25                30
Asp Val Leu Asp Lys Arg Arg Gly Arg Asp Pro Glu Met Gly Gly Lys
 35                40                45
Pro Arg Arg Lys Asn Pro Gln Glu Gly Leu Tyr Asn Glu Leu Gln Lys
 50                55                60
Asp Lys Met Ala Glu Ala Tyr Ser Glu Ile Gly Met Lys Gly Glu Arg
 65                70                75                80
Arg Arg Gly Lys Gly His Asp Gly Leu Tyr Gln Gly Leu Ser Thr Ala
 85                90                95

```

-continued

Thr Lys Asp Thr Tyr Asp Ala Leu His Met Gln Ala Leu Pro Pro Arg  
 100 105 110

<210> SEQ ID NO 39  
 <211> LENGTH: 703  
 <212> TYPE: PRT  
 <213> ORGANISM: Artificial Sequence  
 <220> FEATURE:  
 <223> OTHER INFORMATION: Synthetic

<400> SEQUENCE: 39

Gln Val Gln Leu Gln Gln Ser Gly Ala Glu Val Lys Lys Pro Gly Ser  
 1 5 10 15  
 Ser Val Lys Val Ser Cys Lys Ala Ser Gly Gly Thr Phe Ser Ser Tyr  
 20 25 30  
 Ala Ile Ser Trp Val Arg Gln Ala Pro Gly Gln Gly Leu Glu Trp Met  
 35 40 45  
 Gly Gly Ile Ile Pro Ile Leu Gly Ile Ala Asn Tyr Ala Gln Lys Phe  
 50 55 60  
 Gln Gly Arg Val Thr Ile Thr Ala Asp Glu Ser Thr Ser Thr Ala Tyr  
 65 70 75 80  
 Met Glu Leu Ser Ser Leu Arg Ser Glu Asp Thr Ala Val Tyr Tyr Cys  
 85 90 95  
 Ala Thr Gly Gly Ser Gly Arg Tyr Ala Leu Asp Ile Trp Gly Gln Gly  
 100 105 110  
 Thr Met Val Thr Val Ser Ser Gly Gly Gly Gly Ser Gly Gly Gly Gly  
 115 120 125  
 Ser Gly Gly Gly Gly Ser Glu Ile Val Leu Thr Gln Ser Pro Ala Thr  
 130 135 140  
 Leu Ser Leu Ser Pro Gly Glu Arg Ala Thr Leu Ser Cys Arg Ala Ser  
 145 150 155 160  
 Gln Ser Val Ser Ser Tyr Leu Ala Trp Tyr Gln Gln Lys Pro Gly Gln  
 165 170 175  
 Ala Pro Arg Leu Leu Ile Tyr Asp Ala Ser Asn Arg Ala Thr Gly Ile  
 180 185 190  
 Pro Ala Arg Phe Ser Gly Ser Gly Ser Gly Thr Asp Phe Thr Leu Thr  
 195 200 205  
 Ile Ser Ser Leu Glu Pro Glu Asp Phe Ala Val Tyr Tyr Cys Gln Gln  
 210 215 220  
 Arg Ser Asn Trp Pro Pro Ser Tyr Thr Phe Gly Gln Gly Thr Lys Leu  
 225 230 235 240  
 Glu Ile Lys Arg Ala Glu Pro Lys Ser Cys Asp Lys Thr His Thr Cys  
 245 250 255  
 Pro Pro Cys Pro Ala Pro Glu Leu Leu Gly Gly Pro Ser Val Phe Leu  
 260 265 270  
 Phe Pro Pro Lys Pro Lys Asp Thr Leu Met Ile Ser Arg Thr Pro Glu  
 275 280 285  
 Val Thr Cys Val Val Val Asp Val Ser His Glu Asp Pro Glu Val Lys  
 290 295 300  
 Phe Asn Trp Tyr Val Asp Gly Val Glu Val His Asn Ala Lys Thr Lys  
 305 310 315 320  
 Pro Arg Glu Glu Gln Tyr Asn Ser Thr Tyr Arg Val Val Ser Val Leu  
 325 330 335  
 Thr Val Leu His Gln Asp Trp Leu Asn Gly Lys Glu Tyr Lys Cys Lys  
 340 345 350

-continued

---

Val Ser Asn Lys Ala Leu Pro Ala Pro Ile Glu Lys Thr Ile Ser Lys  
 355 360 365  
 Ala Lys Gly Gln Pro Arg Glu Pro Gln Val Tyr Thr Leu Pro Pro Ser  
 370 375 380  
 Arg Asp Glu Leu Thr Lys Asn Gln Val Ser Leu Thr Cys Leu Val Lys  
 385 390 395 400  
 Gly Phe Tyr Pro Ser Asp Ile Ala Val Glu Trp Glu Ser Asn Gly Gln  
 405 410 415  
 Pro Glu Asn Asn Tyr Lys Thr Thr Pro Pro Val Leu Asp Ser Asp Gly  
 420 425 430  
 Ser Phe Phe Leu Tyr Ser Lys Leu Thr Val Asp Lys Ser Arg Trp Gln  
 435 440 445  
 Gln Gly Asn Val Phe Ser Cys Ser Val Met His Glu Ala Leu His Asn  
 450 455 460  
 His Tyr Thr Gln Lys Ser Leu Ser Leu Ser Pro Gly Lys Lys Asp Pro  
 465 470 475 480  
 Lys Ala Ala Ala Ile Glu Val Met Tyr Pro Pro Pro Tyr Leu Asp Asn  
 485 490 495  
 Glu Lys Ser Asn Gly Thr Ile Ile His Val Lys Gly Lys His Leu Cys  
 500 505 510  
 Pro Ser Pro Leu Phe Pro Gly Pro Ser Lys Pro Phe Trp Val Leu Val  
 515 520 525  
 Val Val Gly Gly Val Leu Ala Cys Tyr Ser Leu Leu Val Thr Val Ala  
 530 535 540  
 Phe Ile Ile Phe Trp Val Arg Ser Lys Arg Ser Arg Leu Leu His Ser  
 545 550 555 560  
 Asp Tyr Met Asn Met Thr Pro Arg Arg Pro Gly Pro Thr Arg Lys His  
 565 570 575  
 Tyr Gln Pro Tyr Ala Pro Pro Arg Asp Phe Ala Ala Tyr Arg Ser Arg  
 580 585 590  
 Val Lys Phe Ser Arg Ser Ala Asp Ala Pro Ala Tyr Gln Gln Gly Gln  
 595 600 605  
 Asn Gln Leu Tyr Asn Glu Leu Asn Leu Gly Arg Arg Glu Glu Tyr Asp  
 610 615 620  
 Val Leu Asp Lys Arg Arg Gly Arg Asp Pro Glu Met Gly Gly Lys Pro  
 625 630 635 640  
 Arg Arg Lys Asn Pro Gln Glu Gly Leu Tyr Asn Glu Leu Gln Lys Asp  
 645 650 655  
 Lys Met Ala Glu Ala Tyr Ser Glu Ile Gly Met Lys Gly Glu Arg Arg  
 660 665 670  
 Arg Gly Lys Gly His Asp Gly Leu Tyr Gln Gly Leu Ser Thr Ala Thr  
 675 680 685  
 Lys Asp Thr Tyr Asp Ala Leu His Met Gln Ala Leu Pro Pro Arg  
 690 695 700

&lt;210&gt; SEQ ID NO 40

&lt;211&gt; LENGTH: 707

&lt;212&gt; TYPE: PRT

&lt;213&gt; ORGANISM: Artificial Sequence

&lt;220&gt; FEATURE:

&lt;223&gt; OTHER INFORMATION: Synthetic

&lt;400&gt; SEQUENCE: 40

Gln Val Gln Leu Gln Gln Ser Gly Ala Glu Val Lys Lys Pro Gly Ser  
 1 5 10 15

-continued

---

Ser Val Lys Val Ser Cys Lys Ala Ser Gly Gly Thr Phe Ser Ser Tyr  
                   20  25  30  
 Ala Ile Ser Trp Val Arg Gln Ala Pro Gly Gln Gly Leu Glu Trp Met  
                   35  40  45  
 Gly Gly Ile Ile Pro Ile Leu Gly Ile Ala Asn Tyr Ala Gln Lys Phe  
                   50  55  60  
 Gln Gly Arg Val Thr Ile Thr Ala Asp Glu Ser Thr Ser Thr Ala Tyr  
                   65  70  75  80  
 Met Glu Leu Ser Ser Leu Arg Ser Glu Asp Thr Ala Val Tyr Tyr Cys  
   85  90  95  
 Ala Thr Gly Gly Ser Gly Arg Tyr Ala Leu Asp Ile Trp Gly Gln Gly  
   100  105  110  
 Thr Met Val Thr Val Ser Ser Gly Gly Gly Gly Ser Gly Gly Gly Gly  
                   115  120  125  
 Ser Gly Gly Gly Gly Ser Glu Ile Val Leu Thr Gln Ser Pro Ala Thr  
                   130  135  140  
 Leu Ser Leu Ser Pro Gly Glu Arg Ala Thr Leu Ser Cys Arg Ala Ser  
                   145  150  155  160  
 Gln Ser Val Ser Ser Tyr Leu Ala Trp Tyr Gln Gln Lys Pro Gly Gln  
   165  170  175  
 Ala Pro Arg Leu Leu Ile Tyr Asp Ala Ser Asn Arg Ala Thr Gly Ile  
   180  185  190  
 Pro Ala Arg Phe Ser Gly Ser Gly Ser Gly Thr Asp Phe Thr Leu Thr  
                   195  200  205  
 Ile Ser Ser Leu Glu Pro Glu Asp Phe Ala Val Tyr Tyr Cys Gln Gln  
                   210  215  220  
 Arg Ser Asn Trp Pro Pro Ser Tyr Thr Phe Gly Gln Gly Thr Lys Leu  
                   225  230  235  240  
 Glu Ile Lys Arg Ala Glu Pro Lys Ser Cys Asp Lys Thr His Thr Cys  
   245  250  255  
 Pro Pro Cys Pro Ala Pro Glu Leu Leu Gly Gly Pro Ser Val Phe Leu  
   260  265  270  
 Phe Pro Pro Lys Pro Lys Asp Thr Leu Met Ile Ser Arg Thr Pro Glu  
                   275  280  285  
 Val Thr Cys Val Val Val Asp Val Ser His Glu Asp Pro Glu Val Lys  
                   290  295  300  
 Phe Asn Trp Tyr Val Asp Gly Val Glu Val His Asn Ala Lys Thr Lys  
                   305  310  315  320  
 Pro Arg Glu Glu Gln Tyr Asn Ser Thr Tyr Arg Val Val Ser Val Leu  
   325  330  335  
 Thr Val Leu His Gln Asp Trp Leu Asn Gly Lys Glu Tyr Lys Cys Lys  
   340  345  350  
 Val Ser Asn Lys Ala Leu Pro Ala Pro Ile Glu Lys Thr Ile Ser Lys  
                   355  360  365  
 Ala Lys Gly Gln Pro Arg Glu Pro Gln Val Tyr Thr Leu Pro Pro Ser  
                   370  375  380  
 Arg Asp Glu Leu Thr Lys Asn Gln Val Ser Leu Thr Cys Leu Val Lys  
                   385  390  395  400  
 Gly Phe Tyr Pro Ser Asp Ile Ala Val Glu Trp Glu Ser Asn Gly Gln  
   405  410  415  
 Pro Glu Asn Asn Tyr Lys Thr Thr Pro Pro Val Leu Asp Ser Asp Gly  
   420  425  430

-continued

---

Ser Phe Phe Leu Tyr Ser Lys Leu Thr Val Asp Lys Ser Arg Trp Gln  
                   435                  440                  445  
 Gln Gly Asn Val Phe Ser Cys Ser Val Met His Glu Ala Leu His Asn  
                   450                  455                  460  
 His Tyr Thr Gln Lys Ser Leu Ser Leu Ser Pro Gly Lys Lys Asp Pro  
 465                  470                  475                  480  
 Lys Ala Ala Ala Thr Thr Thr Pro Ala Pro Arg Pro Pro Thr Pro Ala  
                   485                  490                  495  
 Pro Thr Ile Ala Ser Gln Pro Leu Ser Leu Arg Pro Glu Ala Cys Arg  
                   500                  505                  510  
 Pro Ala Ala Gly Gly Ala Val His Thr Arg Gly Leu Asp Phe Ala Cys  
                   515                  520                  525  
 Asp Ile Tyr Ile Trp Ala Pro Leu Ala Gly Thr Cys Gly Val Leu Leu  
 530                  535                  540  
 Leu Ser Leu Val Ile Thr Leu Tyr Cys Lys Arg Gly Arg Lys Lys Leu  
 545                  550                  555  
 Leu Tyr Ile Phe Lys Gln Pro Phe Met Arg Pro Val Gln Thr Thr Gln  
                   565                  570                  575  
 Glu Glu Asp Gly Cys Ser Cys Arg Phe Pro Glu Glu Glu Gly Gly  
                   580                  585                  590  
 Cys Glu Leu Arg Val Lys Phe Ser Arg Ser Ala Asp Ala Pro Ala Tyr  
                   595                  600                  605  
 Lys Gln Gly Gln Asn Gln Leu Tyr Asn Glu Leu Asn Leu Gly Arg Arg  
 610                  615                  620  
 Glu Glu Tyr Asp Val Leu Asp Lys Arg Arg Gly Arg Asp Pro Glu Met  
 625                  630                  635                  640  
 Gly Gly Lys Pro Arg Arg Lys Asn Pro Gln Glu Gly Leu Tyr Asn Glu  
                   645                  650                  655  
 Leu Gln Lys Asp Lys Met Ala Glu Ala Tyr Ser Glu Ile Gly Met Lys  
                   660                  665                  670  
 Gly Glu Arg Arg Arg Gly Lys Gly His Asp Gly Leu Tyr Gln Gly Leu  
                   675                  680                  685  
 Ser Thr Ala Thr Lys Asp Thr Tyr Asp Ala Leu His Met Gln Ala Leu  
 690                  695                  700  
 Pro Pro Arg  
 705

<210> SEQ ID NO 41  
 <211> LENGTH: 767  
 <212> TYPE: PRT  
 <213> ORGANISM: Artificial Sequence  
 <220> FEATURE:  
 <223> OTHER INFORMATION: Synthetic

<400> SEQUENCE: 41

Gln Val Gln Leu Gln Gln Ser Gly Ala Glu Val Lys Lys Pro Gly Ser  
 1                  5                  10                  15  
 Ser Val Lys Val Ser Cys Lys Ala Ser Gly Gly Thr Phe Ser Ser Tyr  
                   20                  25                  30  
 Ala Ile Ser Trp Val Arg Gln Ala Pro Gly Gln Gly Leu Glu Trp Met  
                   35                  40                  45  
 Gly Gly Ile Ile Pro Ile Leu Gly Ile Ala Asn Tyr Ala Gln Lys Phe  
 50                  55                  60  
 Gln Gly Arg Val Thr Ile Thr Ala Asp Glu Ser Thr Ser Thr Ala Tyr  
 65                  70                  75                  80

-continued

Met	Glu	Leu	Ser	Ser	Leu	Arg	Ser	Glu	Asp	Thr	Ala	Val	Tyr	Tyr	Cys
			85						90					95	
Ala	Thr	Gly	Gly	Ser	Gly	Arg	Tyr	Ala	Leu	Asp	Ile	Trp	Gly	Gln	Gly
		100						105					110		
Thr	Met	Val	Thr	Val	Ser	Ser	Gly	Gly	Gly	Gly	Ser	Gly	Gly	Gly	Gly
		115					120					125			
Ser	Gly	Gly	Gly	Gly	Ser	Glu	Ile	Val	Leu	Thr	Gln	Ser	Pro	Ala	Thr
	130					135					140				
Leu	Ser	Leu	Ser	Pro	Gly	Glu	Arg	Ala	Thr	Leu	Ser	Cys	Arg	Ala	Ser
145					150					155					160
Gln	Ser	Val	Ser	Ser	Tyr	Leu	Ala	Trp	Tyr	Gln	Gln	Lys	Pro	Gly	Gln
				165					170					175	
Ala	Pro	Arg	Leu	Leu	Ile	Tyr	Asp	Ala	Ser	Asn	Arg	Ala	Thr	Gly	Ile
			180					185					190		
Pro	Ala	Arg	Phe	Ser	Gly	Ser	Gly	Ser	Gly	Thr	Asp	Phe	Thr	Leu	Thr
		195					200					205			
Ile	Ser	Ser	Leu	Glu	Pro	Glu	Asp	Phe	Ala	Val	Tyr	Tyr	Cys	Gln	Gln
	210					215					220				
Arg	Ser	Asn	Trp	Pro	Pro	Ser	Tyr	Thr	Phe	Gly	Gln	Gly	Thr	Lys	Leu
225				230						235					240
Glu	Ile	Lys	Arg	Ala	Glu	Pro	Lys	Ser	Cys	Asp	Lys	Thr	His	Thr	Cys
				245					250					255	
Pro	Pro	Cys	Pro	Ala	Pro	Glu	Leu	Leu	Gly	Gly	Pro	Ser	Val	Phe	Leu
			260					265					270		
Phe	Pro	Pro	Lys	Pro	Lys	Asp	Thr	Leu	Met	Ile	Ser	Arg	Thr	Pro	Glu
		275					280					285			
Val	Thr	Cys	Val	Val	Val	Asp	Val	Ser	His	Glu	Asp	Pro	Glu	Val	Lys
	290					295					300				
Phe	Asn	Trp	Tyr	Val	Asp	Gly	Val	Glu	Val	His	Asn	Ala	Lys	Thr	Lys
305					310					315					320
Pro	Arg	Glu	Glu	Gln	Tyr	Asn	Ser	Thr	Tyr	Arg	Val	Val	Ser	Val	Leu
				325					330					335	
Thr	Val	Leu	His	Gln	Asp	Trp	Leu	Asn	Gly	Lys	Glu	Tyr	Lys	Cys	Lys
			340					345					350		
Val	Ser	Asn	Lys	Ala	Leu	Pro	Ala	Pro	Ile	Glu	Lys	Thr	Ile	Ser	Lys
		355					360					365			
Ala	Lys	Gly	Gln	Pro	Arg	Glu	Pro	Gln	Val	Tyr	Thr	Leu	Pro	Pro	Ser
	370					375					380				
Arg	Asp	Glu	Leu	Thr	Lys	Asn	Gln	Val	Ser	Leu	Thr	Cys	Leu	Val	Lys
385					390					395					400
Gly	Phe	Tyr	Pro	Ser	Asp	Ile	Ala	Val	Glu	Trp	Glu	Ser	Asn	Gly	Gln
				405					410					415	
Pro	Glu	Asn	Asn	Tyr	Lys	Thr	Thr	Pro	Pro	Val	Leu	Asp	Ser	Asp	Gly
			420					425					430		
Ser	Phe	Phe	Leu	Tyr	Ser	Lys	Leu	Thr	Val	Asp	Lys	Ser	Arg	Trp	Gln
		435					440					445			
Gln	Gly	Asn	Val	Phe	Ser	Cys	Ser	Val	Met	His	Glu	Ala	Leu	His	Asn
	450					455					460				
His	Tyr	Thr	Gln	Lys	Ser	Leu	Ser	Leu	Ser	Pro	Gly	Lys	Lys	Asp	Pro
465					470					475					480
Lys	Ala	Ala	Ala	Phe	Val	Pro	Val	Phe	Leu	Pro	Ala	Lys	Pro	Thr	Thr
				485				490						495	
Thr	Pro	Ala	Pro	Arg	Pro	Pro	Thr	Pro	Ala	Pro	Thr	Ile	Ala	Ser	Gln



-continued

500				505				510							
Pro	Leu	Ser	Leu	Arg	Pro	Glu	Ala	Cys	Arg	Pro	Ala	Ala	Gly	Gly	Ala
	515					520						525			
Val	His	Thr	Arg	Gly	Leu	Asp	Phe	Ala	Cys	Asp	Ile	Tyr	Ile	Trp	Ala
	530					535					540				
Pro	Leu	Ala	Gly	Thr	Cys	Gly	Val	Leu	Leu	Leu	Ser	Leu	Val	Ile	Thr
	545				550					555					560
Leu	Tyr	Cys	Asn	His	Arg	Asn	Arg	Ser	Lys	Arg	Ser	Arg	Leu	Leu	His
				565					570						575
Ser	Asp	Tyr	Met	Asn	Met	Thr	Pro	Arg	Arg	Pro	Gly	Pro	Thr	Arg	Lys
		580							585				590		
His	Tyr	Gln	Pro	Tyr	Ala	Pro	Pro	Arg	Asp	Phe	Ala	Ala	Tyr	Arg	Ser
		595				600						605			
Arg	Phe	Ser	Val	Val	Lys	Arg	Gly	Arg	Lys	Lys	Leu	Leu	Tyr	Ile	Phe
	610					615					620				
Lys	Gln	Pro	Phe	Met	Arg	Pro	Val	Gln	Thr	Thr	Gln	Glu	Glu	Asp	Gly
	625				630					635					640
Cys	Ser	Cys	Arg	Phe	Pro	Glu	Glu	Glu	Glu	Gly	Gly	Cys	Glu	Leu	Arg
				645						650					655
Val	Lys	Phe	Ser	Arg	Ser	Ala	Asp	Ala	Pro	Ala	Tyr	Gln	Gln	Gly	Gln
				660					665						670
Asn	Gln	Leu	Tyr	Asn	Glu	Leu	Asn	Leu	Gly	Arg	Arg	Glu	Glu	Tyr	Asp
		675					680					685			
Val	Leu	Asp	Lys	Arg	Arg	Gly	Arg	Asp	Pro	Glu	Met	Gly	Gly	Lys	Pro
	690					695					700				
Arg	Arg	Lys	Asn	Pro	Gln	Glu	Gly	Leu	Tyr	Asn	Glu	Leu	Gln	Lys	Asp
	705				710					715					720
Lys	Met	Ala	Glu	Ala	Tyr	Ser	Glu	Ile	Gly	Met	Lys	Gly	Glu	Arg	Arg
				725						730					735
Arg	Gly	Lys	Gly	His	Asp	Gly	Leu	Tyr	Gln	Gly	Leu	Ser	Thr	Ala	Thr
				740					745						750
Lys	Asp	Thr	Tyr	Asp	Ala	Leu	His	Met	Gln	Ala	Leu	Pro	Pro	Arg	
		755					760					765			

&lt;210&gt; SEQ ID NO 42

&lt;211&gt; LENGTH: 714

&lt;212&gt; TYPE: PRT

&lt;213&gt; ORGANISM: Artificial Sequence

&lt;220&gt; FEATURE:

&lt;223&gt; OTHER INFORMATION: Synthetic

&lt;400&gt; SEQUENCE: 42

Gln	Val	Gln	Leu	Gln	Gln	Ser	Gly	Ala	Glu	Val	Lys	Lys	Pro	Gly	Ser
1				5					10					15	
Ser	Val	Lys	Val	Ser	Cys	Lys	Ala	Ser	Gly	Gly	Thr	Phe	Ser	Ser	Tyr
			20					25					30		
Ala	Ile	Ser	Trp	Val	Arg	Gln	Ala	Pro	Gly	Gln	Gly	Leu	Glu	Trp	Met
			35				40						45		
Gly	Gly	Ile	Ile	Pro	Ile	Leu	Gly	Ile	Ala	Asn	Tyr	Ala	Gln	Lys	Phe
		50				55					60				
Gln	Gly	Arg	Val	Thr	Ile	Thr	Ala	Asp	Glu	Ser	Thr	Ser	Thr	Ala	Tyr
					70					75					80
Met	Glu	Leu	Ser	Ser	Leu	Arg	Ser	Glu	Asp	Thr	Ala	Val	Tyr	Tyr	Cys
				85					90						95
Ala	Arg	Gly	Gly	Ala	Gly	Gly	Ser	Gly	Ser	Tyr	Tyr	Pro	Leu	Ile	Trp

-continued

100				105				110							
Gly	Gln	Gly	Thr	Thr	Val	Thr	Val	Ser	Ser	Gly	Gly	Gly	Gly	Ser	Gly
	115						120						125		
Gly	Gly	Gly	Ser	Gly	Gly	Gly	Gly	Ser	Glu	Ile	Val	Leu	Thr	Gln	Ser
	130				135						140				
Pro	Ala	Thr	Leu	Ser	Leu	Ser	Pro	Gly	Glu	Arg	Ala	Thr	Leu	Ser	Cys
	145				150					155					160
Gly	Ala	Ser	Gln	Ser	Val	Ser	Ser	Ser	Tyr	Leu	Ala	Trp	Tyr	Gln	Gln
			165						170					175	
Lys	Pro	Gly	Gln	Ala	Pro	Arg	Leu	Leu	Ile	Tyr	Asp	Ala	Ser	Ser	Arg
			180						185					190	
Ala	Thr	Gly	Ile	Pro	Ala	Arg	Phe	Ser	Gly	Ser	Gly	Ser	Gly	Thr	Asp
		195					200						205		
Phe	Thr	Leu	Thr	Ile	Ser	Ser	Leu	Glu	Pro	Glu	Asp	Phe	Ala	Val	Tyr
	210					215					220				
Tyr	Cys	Gln	Gln	Arg	Ser	Ser	Trp	Pro	Pro	Thr	Trp	Thr	Phe	Gly	Gln
	225				230					235					240
Gly	Thr	Lys	Leu	Glu	Ile	Lys	Arg	Ala	Glu	Pro	Lys	Ser	Cys	Asp	Lys
			245						250					255	
Thr	His	Thr	Cys	Pro	Pro	Cys	Pro	Ala	Pro	Glu	Leu	Leu	Gly	Gly	Pro
			260						265					270	
Ser	Val	Phe	Leu	Phe	Pro	Pro	Lys	Pro	Lys	Asp	Thr	Leu	Met	Ile	Ser
		275					280						285		
Arg	Thr	Pro	Glu	Val	Thr	Cys	Val	Val	Val	Asp	Val	Ser	His	Glu	Asp
	290					295					300				
Pro	Glu	Val	Lys	Phe	Asn	Trp	Tyr	Val	Asp	Gly	Val	Glu	Val	His	Asn
	305				310					315					320
Ala	Lys	Thr	Lys	Pro	Arg	Glu	Glu	Gln	Tyr	Asn	Ser	Thr	Tyr	Arg	Val
			325							330				335	
Val	Ser	Val	Leu	Thr	Val	Leu	His	Gln	Asp	Trp	Leu	Asn	Gly	Lys	Glu
			340						345					350	
Tyr	Lys	Cys	Lys	Val	Ser	Asn	Lys	Ala	Leu	Pro	Ala	Pro	Ile	Glu	Lys
		355					360						365		
Thr	Ile	Ser	Lys	Ala	Lys	Gly	Gln	Pro	Arg	Glu	Pro	Gln	Val	Tyr	Thr
	370					375					380				
Leu	Pro	Pro	Ser	Arg	Asp	Glu	Leu	Thr	Lys	Asn	Gln	Val	Ser	Leu	Thr
	385				390					395					400
Cys	Leu	Val	Lys	Gly	Phe	Tyr	Pro	Ser	Asp	Ile	Ala	Val	Glu	Trp	Glu
			405						410					415	
Ser	Asn	Gly	Gln	Pro	Glu	Asn	Asn	Tyr	Lys	Thr	Thr	Pro	Pro	Val	Leu
			420						425					430	
Asp	Ser	Asp	Gly	Ser	Phe	Phe	Leu	Tyr	Ser	Lys	Leu	Thr	Val	Asp	Lys
		435					440						445		
Ser	Arg	Trp	Gln	Gln	Gly	Asn	Val	Phe	Ser	Cys	Ser	Val	Met	His	Glu
	450					455					460				
Ala	Leu	His	Asn	His	Tyr	Thr	Gln	Lys	Ser	Leu	Ser	Leu	Ser	Pro	Gly
	465				470					475					480
Lys	Lys	Asp	Pro	Lys	Ala	Ala	Ala	Ile	Glu	Gly	Ala	Ala	Ala	Ala	Ile
			485							490				495	
Glu	Val	Met	Tyr	Pro	Pro	Pro	Tyr	Leu	Asp	Asn	Glu	Lys	Ser	Asn	Gly
			500						505					510	
Thr	Ile	Ile	His	Val	Lys	Gly	Lys	His	Leu	Cys	Pro	Ser	Pro	Leu	Phe
		515							520					525	

-continued

Pro Gly Pro Ser Lys Pro Phe Trp Val Leu Val Val Val Gly Gly Val  
 530 535 540  
 Leu Ala Cys Tyr Ser Leu Leu Val Thr Val Ala Phe Ile Ile Phe Trp  
 545 550 555 560  
 Val Arg Ser Lys Arg Ser Arg Leu Leu His Ser Asp Tyr Met Asn Met  
 565 570 575  
 Thr Pro Arg Arg Pro Gly Pro Thr Arg Lys His Tyr Gln Pro Tyr Ala  
 580 585 590  
 Pro Pro Arg Asp Phe Ala Ala Tyr Arg Ser Arg Val Lys Phe Ser Arg  
 595 600 605  
 Ser Ala Asp Ala Pro Ala Tyr Gln Gln Gly Gln Asn Gln Leu Tyr Asn  
 610 615 620  
 Glu Leu Asn Leu Gly Arg Arg Glu Glu Tyr Asp Val Leu Asp Lys Arg  
 625 630 635 640  
 Arg Gly Arg Asp Pro Glu Met Gly Gly Lys Pro Arg Arg Lys Asn Pro  
 645 650 655  
 Gln Glu Gly Leu Tyr Asn Glu Leu Gln Lys Asp Lys Met Ala Glu Ala  
 660 665 670  
 Tyr Ser Glu Ile Gly Met Lys Gly Glu Arg Arg Arg Gly Lys Gly His  
 675 680 685  
 Asp Gly Leu Tyr Gln Gly Leu Ser Thr Ala Thr Lys Asp Thr Tyr Asp  
 690 695 700  
 Ala Leu His Met Gln Ala Leu Pro Pro Arg  
 705 710

<210> SEQ ID NO 43  
 <211> LENGTH: 711  
 <212> TYPE: PRT  
 <213> ORGANISM: Artificial Sequence  
 <220> FEATURE:  
 <223> OTHER INFORMATION: Synthetic

<400> SEQUENCE: 43

Gln Val Gln Leu Gln Gln Ser Gly Ala Glu Val Lys Lys Pro Gly Ser  
 1 5 10 15  
 Ser Val Lys Val Ser Cys Lys Ala Ser Gly Gly Thr Phe Ser Ser Tyr  
 20 25 30  
 Ala Ile Ser Trp Val Arg Gln Ala Pro Gly Gln Gly Leu Glu Trp Met  
 35 40 45  
 Gly Gly Ile Ile Pro Ile Leu Gly Ile Ala Asn Tyr Ala Gln Lys Phe  
 50 55 60  
 Gln Gly Arg Val Thr Ile Thr Ala Asp Glu Ser Thr Ser Thr Ala Tyr  
 65 70 75 80  
 Met Glu Leu Ser Ser Leu Arg Ser Glu Asp Thr Ala Val Tyr Tyr Cys  
 85 90 95  
 Ala Arg Gly Gly Ala Gly Gly Ser Gly Ser Tyr Tyr Pro Leu Ile Trp  
 100 105 110  
 Gly Gln Gly Thr Thr Val Thr Val Ser Ser Gly Gly Gly Gly Ser Gly  
 115 120 125  
 Gly Gly Gly Ser Gly Gly Gly Gly Ser Glu Ile Val Leu Thr Gln Ser  
 130 135 140  
 Pro Ala Thr Leu Ser Leu Ser Pro Gly Glu Arg Ala Thr Leu Ser Cys  
 145 150 155 160  
 Gly Ala Ser Gln Ser Val Ser Ser Ser Tyr Leu Ala Trp Tyr Gln Gln  
 165 170 175

-continued

---

Lys Pro Gly Gln Ala Pro Arg Leu Leu Ile Tyr Asp Ala Ser Ser Arg  
 180 185 190  
 Ala Thr Gly Ile Pro Ala Arg Phe Ser Gly Ser Gly Ser Gly Thr Asp  
 195 200 205  
 Phe Thr Leu Thr Ile Ser Ser Leu Glu Pro Glu Asp Phe Ala Val Tyr  
 210 215 220  
 Tyr Cys Gln Gln Arg Ser Ser Trp Pro Pro Thr Trp Thr Phe Gly Gln  
 225 230 235 240  
 Gly Thr Lys Leu Glu Ile Lys Arg Ala Glu Pro Lys Ser Cys Asp Lys  
 245 250 255  
 Thr His Thr Cys Pro Pro Cys Pro Ala Pro Glu Leu Leu Gly Gly Pro  
 260 265 270  
 Ser Val Phe Leu Phe Pro Pro Lys Pro Lys Asp Thr Leu Met Ile Ser  
 275 280 285  
 Arg Thr Pro Glu Val Thr Cys Val Val Val Asp Val Ser His Glu Asp  
 290 295 300  
 Pro Glu Val Lys Phe Asn Trp Tyr Val Asp Gly Val Glu Val His Asn  
 305 310 315 320  
 Ala Lys Thr Lys Pro Arg Glu Glu Gln Tyr Asn Ser Thr Tyr Arg Val  
 325 330 335  
 Val Ser Val Leu Thr Val Leu His Gln Asp Trp Leu Asn Gly Lys Glu  
 340 345 350  
 Tyr Lys Cys Lys Val Ser Asn Lys Ala Leu Pro Ala Pro Ile Glu Lys  
 355 360 365  
 Thr Ile Ser Lys Ala Lys Gly Gln Pro Arg Glu Pro Gln Val Tyr Thr  
 370 375 380  
 Leu Pro Pro Ser Arg Asp Glu Leu Thr Lys Asn Gln Val Ser Leu Thr  
 385 390 395 400  
 Cys Leu Val Lys Gly Phe Tyr Pro Ser Asp Ile Ala Val Glu Trp Glu  
 405 410 415  
 Ser Asn Gly Gln Pro Glu Asn Asn Tyr Lys Thr Thr Pro Pro Val Leu  
 420 425 430  
 Asp Ser Asp Gly Ser Phe Phe Leu Tyr Ser Lys Leu Thr Val Asp Lys  
 435 440 445  
 Ser Arg Trp Gln Gln Gly Asn Val Phe Ser Cys Ser Val Met His Glu  
 450 455 460  
 Ala Leu His Asn His Tyr Thr Gln Lys Ser Leu Ser Leu Ser Pro Gly  
 465 470 475 480  
 Lys Lys Asp Pro Lys Ala Ala Ala Thr Thr Thr Pro Ala Pro Arg Pro  
 485 490 495  
 Pro Thr Pro Ala Pro Thr Ile Ala Ser Gln Pro Leu Ser Leu Arg Pro  
 500 505 510  
 Glu Ala Cys Arg Pro Ala Ala Gly Gly Ala Val His Thr Arg Gly Leu  
 515 520 525  
 Asp Phe Ala Cys Asp Ile Tyr Ile Trp Ala Pro Leu Ala Gly Thr Cys  
 530 535 540  
 Gly Val Leu Leu Leu Ser Leu Val Ile Thr Leu Tyr Cys Lys Arg Gly  
 545 550 555 560  
 Arg Lys Lys Leu Leu Tyr Ile Phe Lys Gln Pro Phe Met Arg Pro Val  
 565 570 575  
 Gln Thr Thr Gln Glu Glu Asp Gly Cys Ser Cys Arg Phe Pro Glu Glu  
 580 585 590

-continued

---

Glu Glu Gly Gly Cys Glu Leu Arg Val Lys Phe Ser Arg Ser Ala Asp  
 595 600 605  
 Ala Pro Ala Tyr Lys Gln Gly Gln Asn Gln Leu Tyr Asn Glu Leu Asn  
 610 615 620  
 Leu Gly Arg Arg Glu Glu Tyr Asp Val Leu Asp Lys Arg Arg Gly Arg  
 625 630 635 640  
 Asp Pro Glu Met Gly Gly Lys Pro Arg Arg Lys Asn Pro Gln Glu Gly  
 645 650 655  
 Leu Tyr Asn Glu Leu Gln Lys Asp Lys Met Ala Glu Ala Tyr Ser Glu  
 660 665 670  
 Ile Gly Met Lys Gly Glu Arg Arg Arg Gly Lys Gly His Asp Gly Leu  
 675 680 685  
 Tyr Gln Gly Leu Ser Thr Ala Thr Lys Asp Thr Tyr Asp Ala Leu His  
 690 695 700  
 Met Gln Ala Leu Pro Pro Arg  
 705 710

<210> SEQ ID NO 44  
 <211> LENGTH: 771  
 <212> TYPE: PRT  
 <213> ORGANISM: Artificial Sequence  
 <220> FEATURE:  
 <223> OTHER INFORMATION: Synthetic

<400> SEQUENCE: 44

Gln Val Gln Leu Gln Gln Ser Gly Ala Glu Val Lys Lys Pro Gly Ser  
 1 5 10 15  
 Ser Val Lys Val Ser Cys Lys Ala Ser Gly Gly Thr Phe Ser Ser Tyr  
 20 25 30  
 Ala Ile Ser Trp Val Arg Gln Ala Pro Gly Gln Gly Leu Glu Trp Met  
 35 40 45  
 Gly Gly Ile Ile Pro Ile Leu Gly Ile Ala Asn Tyr Ala Gln Lys Phe  
 50 55 60  
 Gln Gly Arg Val Thr Ile Thr Ala Asp Glu Ser Thr Ser Thr Ala Tyr  
 65 70 75 80  
 Met Glu Leu Ser Ser Leu Arg Ser Glu Asp Thr Ala Val Tyr Tyr Cys  
 85 90 95  
 Ala Arg Gly Gly Ala Gly Gly Ser Gly Ser Tyr Tyr Pro Leu Ile Trp  
 100 105 110  
 Gly Gln Gly Thr Thr Val Thr Val Ser Ser Gly Gly Gly Gly Ser Gly  
 115 120 125  
 Gly Gly Gly Ser Gly Gly Gly Gly Ser Glu Ile Val Leu Thr Gln Ser  
 130 135 140  
 Pro Ala Thr Leu Ser Leu Ser Pro Gly Glu Arg Ala Thr Leu Ser Cys  
 145 150 155 160  
 Gly Ala Ser Gln Ser Val Ser Ser Ser Tyr Leu Ala Trp Tyr Gln Gln  
 165 170 175  
 Lys Pro Gly Gln Ala Pro Arg Leu Leu Ile Tyr Asp Ala Ser Ser Arg  
 180 185 190  
 Ala Thr Gly Ile Pro Ala Arg Phe Ser Gly Ser Gly Ser Gly Thr Asp  
 195 200 205  
 Phe Thr Leu Thr Ile Ser Ser Leu Glu Pro Glu Asp Phe Ala Val Tyr  
 210 215 220  
 Tyr Cys Gln Gln Arg Ser Ser Trp Pro Pro Thr Trp Thr Phe Gly Gln  
 225 230 235 240

-continued

---

Gly Thr Lys Leu Glu Ile Lys Arg Ala Glu Pro Lys Ser Cys Asp Lys  
 245 250 255  
 Thr His Thr Cys Pro Pro Cys Pro Ala Pro Glu Leu Leu Gly Gly Pro  
 260 265 270  
 Ser Val Phe Leu Phe Pro Pro Lys Pro Lys Asp Thr Leu Met Ile Ser  
 275 280 285  
 Arg Thr Pro Glu Val Thr Cys Val Val Val Asp Val Ser His Glu Asp  
 290 295 300  
 Pro Glu Val Lys Phe Asn Trp Tyr Val Asp Gly Val Glu Val His Asn  
 305 310 315 320  
 Ala Lys Thr Lys Pro Arg Glu Glu Gln Tyr Asn Ser Thr Tyr Arg Val  
 325 330 335  
 Val Ser Val Leu Thr Val Leu His Gln Asp Trp Leu Asn Gly Lys Glu  
 340 345 350  
 Tyr Lys Cys Lys Val Ser Asn Lys Ala Leu Pro Ala Pro Ile Glu Lys  
 355 360 365  
 Thr Ile Ser Lys Ala Lys Gly Gln Pro Arg Glu Pro Gln Val Tyr Thr  
 370 375 380  
 Leu Pro Pro Ser Arg Asp Glu Leu Thr Lys Asn Gln Val Ser Leu Thr  
 385 390 395 400  
 Cys Leu Val Lys Gly Phe Tyr Pro Ser Asp Ile Ala Val Glu Trp Glu  
 405 410 415  
 Ser Asn Gly Gln Pro Glu Asn Asn Tyr Lys Thr Thr Pro Pro Val Leu  
 420 425 430  
 Asp Ser Asp Gly Ser Phe Phe Leu Tyr Ser Lys Leu Thr Val Asp Lys  
 435 440 445  
 Ser Arg Trp Gln Gln Gly Asn Val Phe Ser Cys Ser Val Met His Glu  
 450 455 460  
 Ala Leu His Asn His Tyr Thr Gln Lys Ser Leu Ser Leu Ser Pro Gly  
 465 470 475 480  
 Lys Lys Asp Pro Lys Ala Ala Ala Phe Val Pro Val Phe Leu Pro Ala  
 485 490 495  
 Lys Pro Thr Thr Thr Pro Ala Pro Arg Pro Pro Thr Pro Ala Pro Thr  
 500 505 510  
 Ile Ala Ser Gln Pro Leu Ser Leu Arg Pro Glu Ala Cys Arg Pro Ala  
 515 520 525  
 Ala Gly Gly Ala Val His Thr Arg Gly Leu Asp Phe Ala Cys Asp Ile  
 530 535 540  
 Tyr Ile Trp Ala Pro Leu Ala Gly Thr Cys Gly Val Leu Leu Leu Ser  
 545 550 555 560  
 Leu Val Ile Thr Leu Tyr Cys Asn His Arg Asn Arg Ser Lys Arg Ser  
 565 570 575  
 Arg Leu Leu His Ser Asp Tyr Met Asn Met Thr Pro Arg Arg Pro Gly  
 580 585 590  
 Pro Thr Arg Lys His Tyr Gln Pro Tyr Ala Pro Pro Arg Asp Phe Ala  
 595 600 605  
 Ala Tyr Arg Ser Arg Phe Ser Val Val Lys Arg Gly Arg Lys Lys Leu  
 610 615 620  
 Leu Tyr Ile Phe Lys Gln Pro Phe Met Arg Pro Val Gln Thr Thr Gln  
 625 630 635 640  
 Glu Glu Asp Gly Cys Ser Cys Arg Phe Pro Glu Glu Glu Gly Gly  
 645 650 655  
 Cys Glu Leu Arg Val Lys Phe Ser Arg Ser Ala Asp Ala Pro Ala Tyr

-continued

660					665					670					
Gln	Gln	Gly	Gln	Asn	Gln	Leu	Tyr	Asn	Glu	Leu	Asn	Leu	Gly	Arg	Arg
		675						680					685		
Glu	Glu	Tyr	Asp	Val	Leu	Asp	Lys	Arg	Arg	Gly	Arg	Asp	Pro	Glu	Met
	690					695						700			
Gly	Gly	Lys	Pro	Arg	Arg	Lys	Asn	Pro	Gln	Glu	Gly	Leu	Tyr	Asn	Glu
	705				710					715					720
Leu	Gln	Lys	Asp	Lys	Met	Ala	Glu	Ala	Tyr	Ser	Glu	Ile	Gly	Met	Lys
				725					730						735
Gly	Glu	Arg	Arg	Arg	Gly	Lys	Gly	His	Asp	Gly	Leu	Tyr	Gln	Gly	Leu
		740						745							750
Ser	Thr	Ala	Thr	Lys	Asp	Thr	Tyr	Asp	Ala	Leu	His	Met	Gln	Ala	Leu
		755						760					765		
Pro	Pro	Arg													
		770													
<210> SEQ ID NO 45															
<211> LENGTH: 701															
<212> TYPE: PRT															
<213> ORGANISM: Artificial Sequence															
<220> FEATURE:															
<223> OTHER INFORMATION: Synthetic															
<400> SEQUENCE: 45															
Gln	Val	Gln	Leu	Val	Gln	Ser	Gly	Ala	Glu	Val	Lys	Lys	Pro	Gly	Ser
1				5					10					15	
Ser	Val	Lys	Val	Ser	Cys	Lys	Ala	Ser	Gly	Gly	Thr	Phe	Ser	Ser	Tyr
			20					25					30		
Ala	Ile	Ser	Trp	Val	Arg	Gln	Ala	Pro	Gly	Gln	Gly	Leu	Glu	Trp	Met
			35				40					45			
Gly	Gly	Ile	Ile	Pro	Ile	Leu	Gly	Thr	Ala	Asn	Tyr	Ala	Gln	Lys	Phe
	50					55					60				
Gln	Gly	Arg	Val	Thr	Ile	Thr	Ala	Asp	Glu	Ser	Thr	Ser	Thr	Ala	Tyr
	65				70						75				80
Met	Glu	Leu	Ser	Ser	Leu	Arg	Ser	Glu	Asp	Thr	Ala	Val	Tyr	Tyr	Cys
				85					90					95	
Ala	Arg	Trp	Gly	Gly	Gly	Ala	Phe	Asp	Ile	Trp	Gly	Gln	Gly	Thr	Met
			100					105						110	
Val	Thr	Val	Ser	Ser	Gly	Gly	Gly	Gly	Ser	Gly	Gly	Gly	Gly	Ser	Gly
			115					120					125		
Gly	Gly	Gly	Ser	Glu	Ile	Val	Leu	Thr	Gln	Ser	Pro	Gly	Thr	Leu	Ser
	130					135						140			
Leu	Ser	Pro	Gly	Glu	Arg	Ala	Thr	Leu	Ser	Cys	Arg	Ala	Ser	Gln	Ser
	145				150						155				160
Val	Gly	Gly	Tyr	Leu	Ala	Trp	Tyr	Gln	Gln	Lys	Pro	Gly	Gln	Ala	Pro
				165						170					175
Arg	Leu	Leu	Ile	Tyr	Asp	Ala	Ser	Asn	Arg	Ala	Thr	Gly	Ile	Pro	Ala
			180					185						190	
Arg	Phe	Ser	Gly	Ser	Gly	Ser	Gly	Thr	Asp	Phe	Thr	Leu	Thr	Ile	Ser
		195					200						205		
Ser	Leu	Glu	Pro	Glu	Asp	Phe	Ala	Val	Tyr	Tyr	Cys	Gln	Gln	Arg	Asn
		210				215					220				
Asn	Trp	Pro	Pro	Met	Tyr	Thr	Phe	Gly	Gln	Gly	Thr	Lys	Leu	Glu	Ile
	225				230						235				240
Lys	Arg	Ala	Glu	Pro	Lys	Ser	Cys	Asp	Lys	Thr	His	Thr	Cys	Pro	Pro

-continued

245				250				255							
Cys	Pro	Ala	Pro	Glu	Leu	Leu	Gly	Gly	Pro	Ser	Val	Phe	Leu	Phe	Pro
			260												270
Pro	Lys	Pro	Lys	Asp	Thr	Leu	Met	Ile	Ser	Arg	Thr	Pro	Glu	Val	Thr
			275												285
Cys	Val	Val	Val	Asp	Val	Ser	His	Glu	Asp	Pro	Glu	Val	Lys	Phe	Asn
			290												300
Trp	Tyr	Val	Asp	Gly	Val	Glu	Val	His	Asn	Ala	Lys	Thr	Lys	Pro	Arg
															320
Glu	Glu	Gln	Tyr	Asn	Ser	Thr	Tyr	Arg	Val	Val	Ser	Val	Leu	Thr	Val
															335
Leu	His	Gln	Asp	Trp	Leu	Asn	Gly	Lys	Glu	Tyr	Lys	Cys	Lys	Val	Ser
															350
Asn	Lys	Ala	Leu	Pro	Ala	Pro	Ile	Glu	Lys	Thr	Ile	Ser	Lys	Ala	Lys
															365
Gly	Gln	Pro	Arg	Glu	Pro	Gln	Val	Tyr	Thr	Leu	Pro	Pro	Ser	Arg	Asp
															380
Glu	Leu	Thr	Lys	Asn	Gln	Val	Ser	Leu	Thr	Cys	Leu	Val	Lys	Gly	Phe
															400
Tyr	Pro	Ser	Asp	Ile	Ala	Val	Glu	Trp	Glu	Ser	Asn	Gly	Gln	Pro	Glu
															415
Asn	Asn	Tyr	Lys	Thr	Thr	Pro	Pro	Val	Leu	Asp	Ser	Asp	Gly	Ser	Phe
															430
Phe	Leu	Tyr	Ser	Lys	Leu	Thr	Val	Asp	Lys	Ser	Arg	Trp	Gln	Gln	Gly
															445
Asn	Val	Phe	Ser	Cys	Ser	Val	Met	His	Glu	Ala	Leu	His	Asn	His	Tyr
															460
Thr	Gln	Lys	Ser	Leu	Ser	Leu	Ser	Pro	Gly	Lys	Lys	Asp	Pro	Lys	Ala
															480
Ala	Ala	Ile	Glu	Val	Met	Tyr	Pro	Pro	Pro	Tyr	Leu	Asp	Asn	Glu	Lys
															495
Ser	Asn	Gly	Thr	Ile	Ile	His	Val	Lys	Gly	Lys	His	Leu	Cys	Pro	Ser
															510
Pro	Leu	Phe	Pro	Gly	Pro	Ser	Lys	Pro	Phe	Trp	Val	Leu	Val	Val	Val
															525
Gly	Gly	Val	Leu	Ala	Cys	Tyr	Ser	Leu	Leu	Val	Thr	Val	Ala	Phe	Ile
															540
Ile	Phe	Trp	Val	Arg	Ser	Lys	Arg	Ser	Arg	Leu	Leu	His	Ser	Asp	Tyr
															560
Met	Asn	Met	Thr	Pro	Arg	Arg	Pro	Gly	Pro	Thr	Arg	Lys	His	Tyr	Gln
															575
Pro	Tyr	Ala	Pro	Pro	Arg	Asp	Phe	Ala	Ala	Tyr	Arg	Ser	Arg	Val	Lys
															590
Phe	Ser	Arg	Ser	Ala	Asp	Ala	Pro	Ala	Tyr	Gln	Gln	Gly	Gln	Asn	Gln
															605
Leu	Tyr	Asn	Glu	Leu	Asn	Leu	Gly	Arg	Arg	Glu	Glu	Tyr	Asp	Val	Leu
															620
Asp	Lys	Arg	Arg	Gly	Arg	Asp	Pro	Glu	Met	Gly	Gly	Lys	Pro	Arg	Arg
															640
Lys	Asn	Pro	Gln	Glu	Gly	Leu	Tyr	Asn	Glu	Leu	Gln	Lys	Asp	Lys	Met
															655
Ala	Glu	Ala	Tyr	Ser	Glu	Ile	Gly	Met	Lys	Gly	Glu	Arg	Arg	Arg	Gly
															670



-continued

Lys Gly His Asp Gly Leu Tyr Gln Gly Leu Ser Thr Ala Thr Lys Asp  
675 680 685

Thr Tyr Asp Ala Leu His Met Gln Ala Leu Pro Pro Arg  
690 695 700

<210> SEQ ID NO 46  
<211> LENGTH: 705  
<212> TYPE: PRT  
<213> ORGANISM: Artificial Sequence  
<220> FEATURE:  
<223> OTHER INFORMATION: Synthetic

<400> SEQUENCE: 46

Gln Val Gln Leu Val Gln Ser Gly Ala Glu Val Lys Lys Pro Gly Ser  
1 5 10 15

Ser Val Lys Val Ser Cys Lys Ala Ser Gly Gly Thr Phe Ser Ser Tyr  
20 25 30

Ala Ile Ser Trp Val Arg Gln Ala Pro Gly Gln Gly Leu Glu Trp Met  
35 40 45

Gly Gly Ile Ile Pro Ile Leu Gly Thr Ala Asn Tyr Ala Gln Lys Phe  
50 55 60

Gln Gly Arg Val Thr Ile Thr Ala Asp Glu Ser Thr Ser Thr Ala Tyr  
65 70 75 80

Met Glu Leu Ser Ser Leu Arg Ser Glu Asp Thr Ala Val Tyr Tyr Cys  
85 90 95

Ala Arg Trp Gly Gly Gly Ala Phe Asp Ile Trp Gly Gln Gly Thr Met  
100 105 110

Val Thr Val Ser Ser Gly Gly Gly Gly Ser Gly Gly Gly Ser Gly  
115 120 125

Gly Gly Gly Ser Glu Ile Val Leu Thr Gln Ser Pro Gly Thr Leu Ser  
130 135 140

Leu Ser Pro Gly Glu Arg Ala Thr Leu Ser Cys Arg Ala Ser Gln Ser  
145 150 155 160

Val Gly Gly Tyr Leu Ala Trp Tyr Gln Gln Lys Pro Gly Gln Ala Pro  
165 170 175

Arg Leu Leu Ile Tyr Asp Ala Ser Asn Arg Ala Thr Gly Ile Pro Ala  
180 185 190

Arg Phe Ser Gly Ser Gly Ser Gly Thr Asp Phe Thr Leu Thr Ile Ser  
195 200 205

Ser Leu Glu Pro Glu Asp Phe Ala Val Tyr Tyr Cys Gln Gln Arg Asn  
210 215 220

Asn Trp Pro Pro Met Tyr Thr Phe Gly Gln Gly Thr Lys Leu Glu Ile  
225 230 235 240

Lys Arg Ala Glu Pro Lys Ser Cys Asp Lys Thr His Thr Cys Pro Pro  
245 250 255

Cys Pro Ala Pro Glu Leu Leu Gly Gly Pro Ser Val Phe Leu Phe Pro  
260 265 270

Pro Lys Pro Lys Asp Thr Leu Met Ile Ser Arg Thr Pro Glu Val Thr  
275 280 285

Cys Val Val Val Asp Val Ser His Glu Asp Pro Glu Val Lys Phe Asn  
290 295 300

Trp Tyr Val Asp Gly Val Glu Val His Asn Ala Lys Thr Lys Pro Arg  
305 310 315 320

Glu Glu Gln Tyr Asn Ser Thr Tyr Arg Val Val Ser Val Leu Thr Val  
325 330 335

-continued

---

Leu His Gln Asp Trp Leu Asn Gly Lys Glu Tyr Lys Cys Lys Val Ser  
 340 345 350  
 Asn Lys Ala Leu Pro Ala Pro Ile Glu Lys Thr Ile Ser Lys Ala Lys  
 355 360 365  
 Gly Gln Pro Arg Glu Pro Gln Val Tyr Thr Leu Pro Pro Ser Arg Asp  
 370 375 380  
 Glu Leu Thr Lys Asn Gln Val Ser Leu Thr Cys Leu Val Lys Gly Phe  
 385 390 395 400  
 Tyr Pro Ser Asp Ile Ala Val Glu Trp Glu Ser Asn Gly Gln Pro Glu  
 405 410 415  
 Asn Asn Tyr Lys Thr Thr Pro Pro Val Leu Asp Ser Asp Gly Ser Phe  
 420 425 430  
 Phe Leu Tyr Ser Lys Leu Thr Val Asp Lys Ser Arg Trp Gln Gln Gly  
 435 440 445  
 Asn Val Phe Ser Cys Ser Val Met His Glu Ala Leu His Asn His Tyr  
 450 455 460  
 Thr Gln Lys Ser Leu Ser Leu Ser Pro Gly Lys Lys Asp Pro Lys Ala  
 465 470 475 480  
 Ala Ala Thr Thr Thr Pro Ala Pro Arg Pro Pro Thr Pro Ala Pro Thr  
 485 490 495  
 Ile Ala Ser Gln Pro Leu Ser Leu Arg Pro Glu Ala Cys Arg Pro Ala  
 500 505 510  
 Ala Gly Gly Ala Val His Thr Arg Gly Leu Asp Phe Ala Cys Asp Ile  
 515 520 525  
 Tyr Ile Trp Ala Pro Leu Ala Gly Thr Cys Gly Val Leu Leu Leu Ser  
 530 535 540  
 Leu Val Ile Thr Leu Tyr Cys Lys Arg Gly Arg Lys Lys Leu Leu Tyr  
 545 550 555 560  
 Ile Phe Lys Gln Pro Phe Met Arg Pro Val Gln Thr Thr Gln Glu Glu  
 565 570 575  
 Asp Gly Cys Ser Cys Arg Phe Pro Glu Glu Glu Glu Gly Gly Cys Glu  
 580 585 590  
 Leu Arg Val Lys Phe Ser Arg Ser Ala Asp Ala Pro Ala Tyr Lys Gln  
 595 600 605  
 Gly Gln Asn Gln Leu Tyr Asn Glu Leu Asn Leu Gly Arg Arg Glu Glu  
 610 615 620  
 Tyr Asp Val Leu Asp Lys Arg Arg Gly Arg Asp Pro Glu Met Gly Gly  
 625 630 635 640  
 Lys Pro Arg Arg Lys Asn Pro Gln Glu Gly Leu Tyr Asn Glu Leu Gln  
 645 650 655  
 Lys Asp Lys Met Ala Glu Ala Tyr Ser Glu Ile Gly Met Lys Gly Glu  
 660 665 670  
 Arg Arg Arg Gly Lys Gly His Asp Gly Leu Tyr Gln Gly Leu Ser Thr  
 675 680 685  
 Ala Thr Lys Asp Thr Tyr Asp Ala Leu His Met Gln Ala Leu Pro Pro  
 690 695 700

Arg  
705

<210> SEQ ID NO 47  
 <211> LENGTH: 765  
 <212> TYPE: PRT  
 <213> ORGANISM: Artificial Sequence  
 <220> FEATURE:

-continued

&lt;223&gt; OTHER INFORMATION: Synthetic

&lt;400&gt; SEQUENCE: 47

Gln Val Gln Leu Val Gln Ser Gly Ala Glu Val Lys Lys Pro Gly Ser  
 1 5 10 15  
 Ser Val Lys Val Ser Cys Lys Ala Ser Gly Gly Thr Phe Ser Ser Tyr  
 20 25 30  
 Ala Ile Ser Trp Val Arg Gln Ala Pro Gly Gln Gly Leu Glu Trp Met  
 35 40 45  
 Gly Gly Ile Ile Pro Ile Leu Gly Thr Ala Asn Tyr Ala Gln Lys Phe  
 50 55 60  
 Gln Gly Arg Val Thr Ile Thr Ala Asp Glu Ser Thr Ser Thr Ala Tyr  
 65 70 75 80  
 Met Glu Leu Ser Ser Leu Arg Ser Glu Asp Thr Ala Val Tyr Tyr Cys  
 85 90 95  
 Ala Arg Trp Gly Gly Gly Ala Phe Asp Ile Trp Gly Gln Gly Thr Met  
 100 105 110  
 Val Thr Val Ser Ser Gly Gly Gly Gly Ser Gly Gly Gly Gly Ser Gly  
 115 120 125  
 Gly Gly Gly Ser Glu Ile Val Leu Thr Gln Ser Pro Gly Thr Leu Ser  
 130 135 140  
 Leu Ser Pro Gly Glu Arg Ala Thr Leu Ser Cys Arg Ala Ser Gln Ser  
 145 150 155 160  
 Val Gly Gly Tyr Leu Ala Trp Tyr Gln Gln Lys Pro Gly Gln Ala Pro  
 165 170 175  
 Arg Leu Leu Ile Tyr Asp Ala Ser Asn Arg Ala Thr Gly Ile Pro Ala  
 180 185 190  
 Arg Phe Ser Gly Ser Gly Ser Gly Thr Asp Phe Thr Leu Thr Ile Ser  
 195 200 205  
 Ser Leu Glu Pro Glu Asp Phe Ala Val Tyr Tyr Cys Gln Gln Arg Asn  
 210 215 220  
 Asn Trp Pro Pro Met Tyr Thr Phe Gly Gln Gly Thr Lys Leu Glu Ile  
 225 230 235 240  
 Lys Arg Ala Glu Pro Lys Ser Cys Asp Lys Thr His Thr Cys Pro Pro  
 245 250 255  
 Cys Pro Ala Pro Glu Leu Leu Gly Gly Pro Ser Val Phe Leu Phe Pro  
 260 265 270  
 Pro Lys Pro Lys Asp Thr Leu Met Ile Ser Arg Thr Pro Glu Val Thr  
 275 280 285  
 Cys Val Val Val Asp Val Ser His Glu Asp Pro Glu Val Lys Phe Asn  
 290 295 300  
 Trp Tyr Val Asp Gly Val Glu Val His Asn Ala Lys Thr Lys Pro Arg  
 305 310 315 320  
 Glu Glu Gln Tyr Asn Ser Thr Tyr Arg Val Val Ser Val Leu Thr Val  
 325 330 335  
 Leu His Gln Asp Trp Leu Asn Gly Lys Glu Tyr Lys Cys Lys Val Ser  
 340 345 350  
 Asn Lys Ala Leu Pro Ala Pro Ile Glu Lys Thr Ile Ser Lys Ala Lys  
 355 360 365  
 Gly Gln Pro Arg Glu Pro Gln Val Tyr Thr Leu Pro Pro Ser Arg Asp  
 370 375 380  
 Glu Leu Thr Lys Asn Gln Val Ser Leu Thr Cys Leu Val Lys Gly Phe  
 385 390 395 400

-continued

---

Tyr Pro Ser Asp Ile Ala Val Glu Trp Glu Ser Asn Gly Gln Pro Glu  
 405 410 415  
 Asn Asn Tyr Lys Thr Thr Pro Pro Val Leu Asp Ser Asp Gly Ser Phe  
 420 425 430  
 Phe Leu Tyr Ser Lys Leu Thr Val Asp Lys Ser Arg Trp Gln Gln Gly  
 435 440 445  
 Asn Val Phe Ser Cys Ser Val Met His Glu Ala Leu His Asn His Tyr  
 450 455 460  
 Thr Gln Lys Ser Leu Ser Leu Ser Pro Gly Lys Lys Asp Pro Lys Ala  
 465 470 475 480  
 Ala Ala Phe Val Pro Val Phe Leu Pro Ala Lys Pro Thr Thr Thr Pro  
 485 490 495  
 Ala Pro Arg Pro Pro Thr Pro Ala Pro Thr Ile Ala Ser Gln Pro Leu  
 500 505 510  
 Ser Leu Arg Pro Glu Ala Cys Arg Pro Ala Ala Gly Gly Ala Val His  
 515 520 525  
 Thr Arg Gly Leu Asp Phe Ala Cys Asp Ile Tyr Ile Trp Ala Pro Leu  
 530 535 540  
 Ala Gly Thr Cys Gly Val Leu Leu Leu Ser Leu Val Ile Thr Leu Tyr  
 545 550 555 560  
 Cys Asn His Arg Asn Arg Ser Lys Arg Ser Arg Leu Leu His Ser Asp  
 565 570 575  
 Tyr Met Asn Met Thr Pro Arg Arg Pro Gly Pro Thr Arg Lys His Tyr  
 580 585 590  
 Gln Pro Tyr Ala Pro Pro Arg Asp Phe Ala Ala Tyr Arg Ser Arg Phe  
 595 600 605  
 Ser Val Val Lys Arg Gly Arg Lys Lys Leu Leu Tyr Ile Phe Lys Gln  
 610 615 620  
 Pro Phe Met Arg Pro Val Gln Thr Thr Gln Glu Glu Asp Gly Cys Ser  
 625 630 635 640  
 Cys Arg Phe Pro Glu Glu Glu Glu Gly Gly Cys Glu Leu Arg Val Lys  
 645 650 655  
 Phe Ser Arg Ser Ala Asp Ala Pro Ala Tyr Gln Gln Gly Gln Asn Gln  
 660 665 670  
 Leu Tyr Asn Glu Leu Asn Leu Gly Arg Arg Glu Glu Tyr Asp Val Leu  
 675 680 685  
 Asp Lys Arg Arg Gly Arg Asp Pro Glu Met Gly Gly Lys Pro Arg Arg  
 690 695 700  
 Lys Asn Pro Gln Glu Gly Leu Tyr Asn Glu Leu Gln Lys Asp Lys Met  
 705 710 715 720  
 Ala Glu Ala Tyr Ser Glu Ile Gly Met Lys Gly Glu Arg Arg Arg Gly  
 725 730 735  
 Lys Gly His Asp Gly Leu Tyr Gln Gly Leu Ser Thr Ala Thr Lys Asp  
 740 745 750  
 Thr Tyr Asp Ala Leu His Met Gln Ala Leu Pro Pro Arg  
 755 760 765

&lt;210&gt; SEQ ID NO 48

&lt;211&gt; LENGTH: 2112

&lt;212&gt; TYPE: DNA

&lt;213&gt; ORGANISM: Artificial Sequence

&lt;220&gt; FEATURE:

&lt;223&gt; OTHER INFORMATION: Synthetic

&lt;400&gt; SEQUENCE: 48

-continued

---

```

caagtccaac ttcagcagtc aggggaggag gtgaagaagc cgggctcctc cgtaaagggtg    60
tcgtgcaaag catcgggcgg tacattctcc tccatgcca tctcatgggt gcgacaggca    120
cccgggcagg ggttggaatg gatgggtggt atcattccca ttctcgggat cgcgaactac    180
gcgcagaagt ttcaaggcag agtaacaatt actgcagacg agtccacctc aaccgcctat    240
atggaactgt cgtcactctc gtcgaagat acagccgtgt actattgtgc aacgggaggc    300
agcgggagggt atgccttga catttgggga caggggacaa tggtcacagt aagctccgga    360
ggtgggggat caggaggcgg tggatcgggt gggggaggat cggaaattgt actcactcag    420
tcaccggcga ctctctccct cagcccggga gagcgggcca ccttgctcatg cagagcccagc    480
cagagcgtat cactctatct tgcgtggat cagcaaaaac ccggtcaggc cccaagggtg    540
ctgatctaag atgcgctcga tgcgcgaca ggaatccctg ctaggttctc cgggtcgggc    600
tcggggaccg actttaagct tacgatcagc tcgctggaac cggaggactt cgccgtctac    660
tactgccagc agcggtcgaa ttggccgct tctacacat ttggacaagg aacaaagctg    720
gaaatcaaga gagcggaaac gaaatcatgc gacaaaacgc acacctgtcc cccttgctcc    780
gtcctccgagt tgctgggagg accgtcgggt ttctcttttc cgccaaaacc caaagatacg    840
ttgatgatct cgcgcacgcc cgaggtgaca tgtgtggtag tcgatgtctc gcacgaggac    900
cccgaagtca agttcaattg gtacgtggac ggggtggaag tccataatgc caagacgaaa    960
cctcgggagg agcagtacaa ctccacatat cgcgtagtct cgggtctcac cgtactgcat   1020
caggactggc ttaacggaaa ggaatacaag tgcaaagtgt caaacaaggc gttgcccgca   1080
ccgattgaga aaacgatctc caaagccaag gggcaacccc gcgagcccca ggtctatact   1140
ctcccgcctg cgcgagatga gctcacgaag aaccaagtct cgcttacgtg cctcgtgaag   1200
ggtttctacc caagcgatat tgcggtggag tgggagagca atggacagcc ggagaacaac   1260
tataagacta ccccaccctg gcttgactcg gatggcagct tctttctgta ctcgaaactg   1320
accgtggaca aatcgagatg gcaacagggg aatgtctttt catgttccgt gatgcacgag   1380
gogctccaca accactacac gcagaagagc ttgtcattga gcccagggaa gaaagaccca   1440
aaggcggcgg caattgaagt tatgtatcct cctccttacc tagacaatga gaagagcaat   1500
ggaaccatta tccatgtgaa agggaaacac ctttgctcaa gtcccctatt tcccggacct   1560
tctaagccct tttgggtgct ggtggtggtt gggggagtcc tggttgcta tagcttgcta   1620
gtaacagtgg cctttattat tttctgggtg aggagtaaga ggagcaggct cctgcacagt   1680
gactacatga acatgactcc ccgcccctcc gggcccaccc gcaagcatta ccagccctat   1740
gccccaccac gcgacttcgc agcctatcgc tccagagtga agttcagcag gagcgcagac   1800
gcccccgctg accagcaggg ccagaaccag ctctataacg agctcaatct aggacgaaga   1860
gaggagtacg atgttttga caagagacgt ggcggggacc ctgagatggg gggaaagccg   1920
agaaggaaga accctcagga aggcctgtac aatgaactgc agaaagataa gatggcggag   1980
gcctacagtg agattgggat gaaaggcagc gcggggaggg gcaaggggca cgatggcctt   2040
taccagggtc tcagtacagc caccaaggac acctacgacg cccttcaatg gcaggccctg   2100
ccccctcgct aa                                                    2112

```

&lt;210&gt; SEQ ID NO 49

&lt;211&gt; LENGTH: 2124

&lt;212&gt; TYPE: DNA

&lt;213&gt; ORGANISM: Artificial Sequence

&lt;220&gt; FEATURE:

&lt;223&gt; OTHER INFORMATION: Synthetic

-continued

&lt;400&gt; SEQUENCE: 49

caagtccaac ttcagcagtc aggggaggag gtgaagaagc cgggctcctc cgtaaagggtg	60
tctgtcacaag catcggggcg tacattctcc tctatgcga tctcatgggt gcgacaggca	120
cccgggcagg ggttggaatg gatgggtggg atcattccca ttctcgggat cgcgaactac	180
gcgcagaagt ttcaaggcag agtaacaatt actgcagacg agtccacctc aaccgcctat	240
atggaactgt cgtcacttcg gtcogaagat acagccgtgt actattgtgc aacgggaggc	300
agcgggagggt atgcccttga catttgggga caggggacaa tggtcacagt aagctccgga	360
ggtgggggat caggaggcgg tggatcgggt gggggaggat cggaaattgt actcactcag	420
tcaccggcga ctctctccct cagcccggga gagcgggcca ccttgctatg cagagcccagc	480
cagagcgtat cactctatct tgcgtggat cagcaaaaac ccggtcaggc cccaagggtg	540
ctgatctaog atgcgtcgaa tcgcgcgaca ggaatccctg ctaggttctc cgggtcgggc	600
tgggggaccg actttacgct tacgatcagc tcgctggaac cggaggactt cgccgtctac	660
tactgccagc agcggtcgaa ttggccgct tctacacat ttggacaagg aacaaagctg	720
gaaatcaaga gagcggaaac gaaatcatgc gacaaaacgc acacctgtcc cccttgtccc	780
gctcccaggt tgctgggagg accgtcgggt tcctctttc cgccaaaacc caaagatacg	840
ttgatgatct cgcgcacgcc cgaggtgaca tgtgtggtag tcgatgtctc gcacgaggac	900
cccgaagtca agttcaattg gtacgtggac ggggtggaag tccataatgc caagacgaaa	960
cctcgggagg agcagtacaa ctccacatat cgcgtagtct cgggtgctcac cgtactgcat	1020
caggactggc ttaacggaaa ggaatacaag tgcaaagtgt caaacaaggc gttgcggca	1080
ccgattgaga aaacgatctc caaagccaag gggcaacccc gcgagcccca ggtctatact	1140
ctcccgcctg cgcgagatga gctcacgaag aaccaagtct cgcttacgtg cctcgtgaag	1200
ggtttctacc caacgcatat tgcggtggag tgggagagca atggacagcc ggagaacaac	1260
tataagacta ccccaccogt gcttgactcg gatggcagct tctttctgta ctcgaaactg	1320
accgtggaca aatcgagatg gcaacagggg aatgtctttt catgttccgt gatgcacgag	1380
gcgctccaca accactacac gcagaagagc ttgtcattga gcccagggaa gaaagaccca	1440
aaggcggccg caaccacgac gccagcggcg cgaccaccaa caccggcgcc caccatcgcg	1500
tcgcagcccc tgtccctgcg ccagaggcg tgcgggcccag cggcgggggg cgagtgcac	1560
acgagggggc tggacttcgc ctgtgatatc tacatctggg cgcccttggc cgggacttgt	1620
ggggtccttc tcctgtcact ggttatcacc ctttactgca aacggggcag aaagaaactc	1680
ctgtatatac tcaacaacc atttatgaga ccagtacaaa ctactcaaga ggaagatggc	1740
tgtagctgcc gatttccaga agaagaagaa ggaggatgtg aactgagagt gaagttcagc	1800
aggagcgcag acgccccgcg gtacaagcag ggcagaacc agctctataa cgagctcaat	1860
ctaggacgaa gagaggagta cgatgttttg gacaagagac gtggccggga ccctgagatg	1920
gggggaaagc cgagaaggaa gaaccctcag gaaggcctgt acaatgaact gcagaaagat	1980
aagatggcgg aggcctacag tgagattggg atgaaaggcg agcgcgggag gggcaagggg	2040
cacgatggcc tttaccaggg tctcagtaca gccaccaagg acacctacga cgcccttcac	2100
atgcaggccc tgccccctcg ctaa	2124

&lt;210&gt; SEQ ID NO 50

&lt;211&gt; LENGTH: 2304

&lt;212&gt; TYPE: DNA

-continued

---

<213> ORGANISM: Artificial Sequence

<220> FEATURE:

<223> OTHER INFORMATION: Synthetic

<400> SEQUENCE: 50

caagtccaac ttcagcagtc aggggaggag gtgaagaagc cgggctcctc cgtaaagggtg 60  
tcgtgcaaag catcggggcg tacattctcc tctatgcga tctcatgggt gcgacaggca 120  
cccgggcagg ggttggaatg gatgggtggt atcattccca ttctcgggat cgcgaactac 180  
gcgcagaagt ttcaaggcag agtaacaatt actgcagacg agtccacctc aaccgcctat 240  
atggaactgt cgtcactctg gtcgaagat acagccgtgt actattgtgc aacgggaggc 300  
agcgggagggt atgcccttga catttgggga caggggacaa tggtcacagt aagctccgga 360  
ggtgggggat caggaggcgg tggatcgggt ggggaggat cggaaattgt actcactcag 420  
tcaccggcga ctctctccct cagcccggga gagcgggcca ccttgctatg cagagccagc 480  
cagagcgtat cactctatct tgcgtggtat cagcaaaaac ccggtcagge cccaagggtg 540  
ctgatctaag atgcgctcga tgcgcgaca ggaatccctg ctaggttctc cgggtcgggc 600  
tcggggaccg actttaagct tacgatcagc tcgctggaac cggaggactt cgccgtctac 660  
tactgccagc agcggctcga ttggccgct tctacacat ttggacaagg aacaaagctg 720  
gaaatcaaga gagcggaaac gaaatcatgc gacaaaacgc acacctgtcc cccttgtccc 780  
gctcccaggt tgctgggagg accgtcgggt tcctctttc cgccaaaacc caaagatacg 840  
ttgatgatct cgcgcacgcc cgaggtgaca tgtgtgtag tcgatgtctc gcacaggac 900  
cccgaagtca agttcaattg gtacgtggac ggggtggaag tccataatgc caagacgaaa 960  
cctcgggagg agcagtacaa ctccacatat cgcgtagtct cgggtctcac cgtactgcat 1020  
caggactggc ttaacggaaa ggaatacaag tgcaaaagtgt caaacaagge gttgccggca 1080  
ccgattgaga aaacgatctc caaagccaag gggcaacccc gcgagcccca ggtctatact 1140  
ctcccgcggt cgcgagatga gctcacgaag aaccaagtct cgcttaagtg cctcgtgaag 1200  
ggtttctacc caagcgatat tgcggtggag tgggagagca atggacagcc ggagaacaac 1260  
tataagacta ccccaccggt gcttgactcg gatggcagct tctttctgta ctcgaaactg 1320  
accgtggaca aatcgagatg gcaacagggg aatgtctttt catgttccgt gatgcacgag 1380  
gcgctccaca accactacac gcagaagagc ttgtcattga gcccagggaa gaaagaccca 1440  
aaggcggccg cttcgtgcc ggtcttctg ccagcgaagc ccaccacgac gccagcgccg 1500  
cgaccaccaa caccggcgcc caccatcgcg tcgcagcccc tgtccctgcg cccagaggcg 1560  
tgccggccag cggcgggggg cgcagtgca acgagggggc tggacttcgc ctgtgatate 1620  
tacatctggg cgcccttggc cgggacttgt ggggtccttc tctgtcact ggttataacc 1680  
ctttactgca accacaggaa caggagtaag aggagcaggc tctgcacag tgactacatg 1740  
aacatgactc ccccgccccc cgggcccacc cgcaagcatt accagcccta tgccccacca 1800  
cgcgactcgc cagcctatcg ctcccgttc tctgtgtta aacggggcag aaagaagctc 1860  
ctgtatata tcaacaacc atttatgaga ccagtacaaa ctactcaaga ggaagatggc 1920  
tgtagctgcc gatttccaga agaagaagaa ggaggatgtg aactgagagt gaagttcagc 1980  
aggagcgcag acgccccgcg gtaccagcag ggcagaacc agctctataa cgagctcaat 2040  
ctagagcga gagaggagta cgatgtttg gacaagagac gtggccggga cctgagatg 2100  
gggggaaagc cgagaaggaa gaacctcag gaaggcctgt acaatgaact gcagaaagat 2160  
aagatggcgg aggcctacag tgagattggg atgaaaggcg agcgcggag gggcaagggg 2220

-continued

---

```

cacgatggcc tttaccaggg tctcagtaca gccaccaagg acacctacga cgccttcac 2280
atgcaggccc tgccccctcg ctaa 2304

```

```

<210> SEQ ID NO 51
<211> LENGTH: 2112
<212> TYPE: DNA
<213> ORGANISM: Artificial Sequence
<220> FEATURE:
<223> OTHER INFORMATION: Synthetic

```

```

<400> SEQUENCE: 51

```

```

caagtccaac ttcagcagtc aggggaggag gtgaagaagc cgggctcctc cgtaaagggtg 60
tcgtgcaaag catcgggcgg tacattctcc tcctatgcga tctcatgggt gcgacaggca 120
cccgggcagg ggttggaatg gatgggtggt atcattccca ttctcgggat cgcgaactac 180
gcgcagaagt ttcaaggcag agtaacaatt actgcagacg agtccacctc aaccgcctat 240
atggaactgt cgtcacttcg gtcgaagat acagccgtgt actattgtgc aacgggaggc 300
agcgggagggt atgcccttga catttgggga caggggacaa tggtcacagt aagctccgga 360
ggtgggggat caggaggcgg tggatcgggt ggggaggat cggaaattgt actcactcag 420
tcaccggcga ctctctccct cagcccggga gagcgggcca ccttgctatg cagagccagc 480
cagagcgtat cactctatct tgcgtggat cagcaaaaac ccggtcagge cccaagggtg 540
ctgatctacg atgcgtcgaa tcgcgcgaca ggaatccctg ctaggttctc cgggtcgggc 600
tcggggaccg actttacgct tacgatcagc tcgctggaac cggaggactt cgccgtctac 660
tactgccagc agcggtcgaa ttggccgcct tcctacacat ttggacaagg aacaaagctg 720
gaaatcaaga gagcggaaac gaaatcatgc gacaaaacgc acacctgtcc cccttgtccc 780
gctcccaggt tgctgggagg accgtcggtg ttctcttttc cgccaaaacc caaagatacg 840
ttgatgatct cgcgcacgcc cgaggtgaca tgtgtggtag tcgatgtctc gcacgaggac 900
cccgaagtca agttcaattg gtacgtggac ggggtggaag tccataatgc caagacgaaa 960
cctcgggagg agcagtacaa ctccacatat cgcgtagtct cgggtgctcac cgtactgcat 1020
caggactggc ttaacggaaa ggaatacaag tgcaaagtgt caaacaaggc gttgccggca 1080
ccgattgaga aaacgatctc caaagccaag gggcaacccc gcgagcccca ggtctatact 1140
ctcccgcgct cgcgagatga gctcacgaag aaccaagtct cgcttacgtg cctcgtgaag 1200
ggtttctacc caagcgatat tgcggtggag tgggagagca atggacagcc ggagaacaac 1260
tataagacta ccccaccgct gcttgactcg gatggcagct tctttctgta ctcgaaactg 1320
accgtggaca aatcgagatg gcaacagggg aatgtctttt catgttccgt gatgcacgag 1380
gcgctccaca accactacac gcagaagagc ttgtcattga gcccagggaa gaaagacca 1440
aaggcggcgc caattgaagt tatgtatcct cctccttacc tagacaatga gaagagcaat 1500
ggaaccatta tccatgtgaa agggaaacac ctttgtccaa gtcccctatt tcccggacct 1560
tctaagccct tttgggtgct ggtggtggtt gggggagtcc tggettgcta tagcttgcta 1620
gtaacagtgg cctttattat tttctgggtg agggagtaaga ggagcaggct cctgcacagt 1680
gactacatga acatgactcc ccgccgcccc gggcccaccc gcaagcatta ccagccctat 1740
gccccaccac gcgacttcgc agcctatcgc tccagagtga agttcagcag gagcgcagac 1800
gccccgcgct accagcaggg ccagaaccag ctctataacg agctcaatct aggacgaaga 1860
gaggagtacg atgttttggg caagagacgt ggcggggacc ctgagatggg gggaaagccg 1920

```



-continued

---

agaaggaaga accctcagga aggcctgtac aatgaactgc agaaagataa gatggcggag	1980
gcctacagtg agattgggat gaaaggcgag cgccggaggg gcaaggggca cgatggcctt	2040
taccagggtc tcagtacagc caccaaggac acctacgacg cccttcacat gcaggccctg	2100
ccccctcgct aa	2112

&lt;210&gt; SEQ ID NO 52

&lt;211&gt; LENGTH: 2136

&lt;212&gt; TYPE: DNA

&lt;213&gt; ORGANISM: Artificial Sequence

&lt;220&gt; FEATURE:

&lt;223&gt; OTHER INFORMATION: Synthetic

&lt;400&gt; SEQUENCE: 52

caagtccagc tgcagcagtc aggagctgag gtgaagaagc ctggtagctc tgtcaaagtg	60
tcttgcaaag cctctggtgg tactttcagc tcttaccca tttcttgggt gagacaggca	120
cccggacagg gtcttgaatg gatgggtgga atcatccga ttcttgggat tgctaattac	180
gcacaaaagt tccaggaag ggtgaccatc accgcagacg aatctacctc cactgcttac	240
atggaactct ctccctgag gtcaggagc accgcctct actattgtgc caggggcggt	300
gcccggaggaa gcggttctta ctatccgtg atttggggac aaggaaccac tgtgaccgtg	360
agctctggtg gaggcgagc cggtggtgga gggtcaggag gcggaggatc tgagatcgtg	420
ctcactcaga gccccagccac ccttagcctg agccctggtg agcgcgccac cctctcatgc	480
ggtgcctcac agagcgtgag ctcaagctat ctggcatggt accagcaaaa gccagggcag	540
gccccgaggc tcctgatcta cgacgcata tcacgggcta ccggtatccc ggcacgcttc	600
tctggaagcg gatcaggcac cgacttcacc ctgaccattt ctctactga gccagaggac	660
tttgccgtg actactgcca gcagcgtca agctggccgc ctacttggac tttcggacag	720
gggaccaagc tggagatcaa gcgcgctgaa cccaagtcac gcgataagac ccacacttgt	780
ccaccctgtc cagcccctga actgctcgga ggtccgtcag tgtttctttt cccgccaaa	840
cctaaggaca ctctgatgat ctctcggacc cctgaagtga cttgctgctg cgtggacgtg	900
tcacacgagg atcccaggt gaagtcaac tggatgtgg acggggtgga agtgcataat	960
gctaagacca agcccaggga ggaacaatac aactcaacct accgcgtggt gtcctgctc	1020
accgtccttc atcaagactg gctgaacgga aaagagtata agtgcaaagt ctccaataag	1080
gctctgccag cccctatoga aaagaccatt tcaaaggcca aggggcagcc tagagagccc	1140
caagtgtaca ccctctctcc ctcaagagat gagctcacta agaatcaggt cagcctgact	1200
tgtcttgtga aaggcttota tcccagcagc attgccgtcg aatgggaaag caatggacaa	1260
ccagagaaca actacaagac cccccgcct gtgctggact ccgacggctc tttcttctt	1320
tactcaaagc tgaccgtcga taagagccgg tggcaacagg ggaatgtgt cagctgctcc	1380
gtcatgcaag aggtctctca taaccactac acccagaaaa gcctgtctct ttctccgggc	1440
aaaaaggacc caaaggcggc cgcaaccacg acgccagcgc cgcgaccacc aacaccggcg	1500
cccaccatcg cgtcgcagcc cctgtccctg cggccagagg cgtgccggcc agcggcgggg	1560
ggcgcagtgc acacgagggg gctggacttc gcctgtgata tctacatctg ggcgccttg	1620
gcccggactt gtggggtcct tctcctgtca ctggttatca ccctttactg caaacggggc	1680
agaaagaaac tcctgtatat attcaaaaa ccatttatga gaccagtaca aactactcaa	1740
gaggaagatg gctgtagctg ccgatttcca gaagaagaag aaggaggatg tgaactgaga	1800
gtgaagtcca gcaggagcgc agacgcccc gcgtacaagc agggccagaa ccagctctat	1860

-continued

---

```

aacgagctca atctaggacg aagagaggag tacgatgttt tggacaagag acgtggccgg 1920
gacctgaga tgggggaaa gccgagaagg aagaacctc aggaaggcct gtacaatgaa 1980
ctgcagaaag ataagatggc ggaggcctac agtgagattg ggatgaaagg cgagcgcgg 2040
aggggcaagg ggcacgatgg cctttaccag ggtctcagta cagccaccaa ggacacctac 2100
gacgcccttc acatgcagge cctgccccct cgctaa 2136

```

```

<210> SEQ ID NO 53
<211> LENGTH: 2316
<212> TYPE: DNA
<213> ORGANISM: Artificial Sequence
<220> FEATURE:
<223> OTHER INFORMATION: Synthetic

```

```

<400> SEQUENCE: 53

```

```

caagtccagc tgcagcagtc aggagctgag gtgaagaagc ctggtagctc tgtcaaagtg 60
tcttgcaaag cctctggtgg tactttcagc tcttaccca tttcttgggt gagacaggca 120
cccggacagg gtcttgaatg gatgggtgga atcatccga ttcttgggat tgctaattac 180
gcacaaaagt tccagggag ggtgaccatc accgcagacg aatctacctc cactgcttac 240
atggaactct ctccctgag gtcaggagc accgcctct actattgtgc caggggagggt 300
gcccggaggaa gcggttctta ctatccctg atttggggac aaggaaccac tgtgaccgtg 360
agctctggtg gaggggatc cgttgggtgga gggtcaggag gcgaggatc tgagatcgtg 420
ctactcaga gccccagcac ccttagcctg agccctggtg agcgcgccac cctctcatgc 480
ggtgcctcac agagcgtgag ctcaagctat ctggcatggt accagcaaaa gccagggcag 540
gccccgagge tcctgatcta cgacgcata tcacgggcta ccggtatccc ggcacgcttc 600
tctggaagcg gatcaggcac cgactcacc ctgaccattt ctactctga gccagaggac 660
tttgccgtgt actactgcca gcagcgtca agctggccgc ctacttggac tttcgacag 720
gggaccaagc tggagatcaa gcgcgctgaa cccaagtcac gcgataagac ccacacttgt 780
ccacctgtc cagcccctga actgctcgga ggtccgtcag tgtttctttt cccgccaaa 840
cctaaggaca ctctgatgat ctctcggacc cctgaagtga cttgcgtcgt cgtggacgtg 900
tcacacgagg atcccaggt gaagtcaac tggatgtgg acgggtgga agtgcataat 960
gctaagacca agcccaggga ggaacaatac aactcaacct accgcgtggt gtcctgctc 1020
accgtccttc atcaagactg gctgaacgga aaagagtata agtgcaagt ctccaataag 1080
gctctgccag cccctatcga aaagaccatt tcaaaggcca agggcagcc tagagagccc 1140
caagtgtaca ccctctctc ctcaagagat gagctcacta agaatcaggt cagcctgact 1200
tgtcttgtga aaggcttcta tcccagcgt attgccgtcg aatgggaaag caatggacaa 1260
ccagagaaca actacaagac cccccgcct gtgctggact ccgacggctc tttcttctt 1320
tactcaaagc tgaccgtoga taagagccgg tggcaacagg ggaatgtgt cagctgctcc 1380
gtcatgcagc aggtctctca taaccactac acccagaaaa gcctgtctct ttctccgggc 1440
aaaaaggacc caaaggggc cgcattcgtg ccggtcttcc tgccagcgaa gccaccacg 1500
acgccagcgc cgcgaccacc aacaccggcg cccaccatcg cgtcgcagcc cctgtccctg 1560
cgcccagagg cgtgccggcc agcggcgggg ggccagtgcc acacgagggg gctggacttc 1620
gcctgtgata tctacatctg ggcgcccttg gccgggactt gtgggtcct tctcctgtca 1680
ctggttatca cccttactg caaccacagg aacaggagta agaggagcag gctcctgcac 1740

```

-continued

---

```

agtgactaca tgaacatgac tccccgccgc cccgggccca cccgcaagca ttaccagccc 1800
tatgccccac caccgactt cgcagcctat cgctcccgtt tctctgtgt taaacggggc 1860
agaaagaagc tcctgtatat attcaacaa ccatttatga gaccagtaca aactactcaa 1920
gaggaagatg gctgtagctg ccgatttcca gaagaagaag aaggaggatg tgaactgaga 1980
gtgaagttca gcaggagcgc agacgcccc gcgtaccagc agggccagaa ccagctctat 2040
aacgagctca atctaggacg aagagaggag tacgatgttt tggacaagag acgtggccgg 2100
gacctgaga tgggggaaa gccgagaagg aagaacctc aggaaggcct gtacaatgaa 2160
ctgcagaaag ataagatggc ggaggcctac agtgagattg ggatgaaagg cgagcgcgg 2220
aggggcaagg ggcacgatgg cctttaccag ggtctcagta cagccaccaa ggacacctac 2280
gacgcccttc acatgcaggc cctgccccct cgctaa 2316

```

&lt;210&gt; SEQ ID NO 54

&lt;211&gt; LENGTH: 2106

&lt;212&gt; TYPE: DNA

&lt;213&gt; ORGANISM: Artificial Sequence

&lt;220&gt; FEATURE:

&lt;223&gt; OTHER INFORMATION: Synthetic

&lt;400&gt; SEQUENCE: 54

```

caagtccagc tgggtcaaaag cggagcagaa gtgaagaagc ctggatcctc tgtgaaggtc 60
agctgcaagg cctctggagg taccttcagc tcttacgcaa tttcttgggt gcgccaggct 120
ccccggcagg gactggagtg gatgggagga atcatccga tccttggtac cgtaattac 180
gccagaaat ttcagggtcg ggtgaccatc accgcagacg agtcaacctc aaccgcttac 240
atggaacttt ctagcctccg cagcaggac accgcgctc actattgcgc aagatgggg 300
gggtgtgctc tcgacatttg gggacagggc actatggtea ccgtgagctc cggtgaggga 360
ggatctggcg gaggagggtc aggcggaggt gggtcagaga ttgtgctgac ccagtcaccc 420
gggactctgt ccttttctcc tggtgagcgc gctactctgt cttgtagggc ctcaaatca 480
gtgggaggct atctgcctg gtatcagcag aaaccagggc agggccctag gcttctcacc 540
tacgacgcct ccaaccgggc aactggcatt ccagcccgtc tcagcggag cggatccgga 600
accgacttta ctctgactat ctctcactg gaaccggagg acttcgagc gtactactgc 660
cagcagcggg ataactggcc accgatgtac actttcggac agggggaccaa gctggagatc 720
aagcgcgctg aacccaagtc atgcgataag acccaactt gtccaccctg tccagcccct 780
gaactgctcg gaggtccgtc agtgtttctt tccccgcaa agcctaagga cactctgatg 840
atctctcgga cccctgaagt gacttgctc gtcgtggacg tgcacacga ggatcccag 900
gtgaagttca actggtatgt ggacgggggt gaagtgcata atgctaagac caagcccagg 960
gaggaacaat acaactcaac ctaccgctg gtgtccgtg tcaccgtcct tcatcaagac 1020
tggctgaaag gaaaagagta taagtgcaaa gtctccaata aggtctgccc agcccctacc 1080
gaaaagacca tttcaaaggc caaggggcag cctagagagc cccaagtgta cacccttctc 1140
ccctcaagag atgagctcac taagaatcag gtcagcctga cttgtcttgt gaaaggcttc 1200
tatcccagcg atattgccc gcaatgggaa agcaatggac aaccagagaa caactacaag 1260
accaccccgc ctgtgctgga ctccgacggc tctttctccc tttactcaaa gctgaccgtc 1320
gataagagcc ggtggcaaca ggggaatgtg ttcagctgct ccgctatgca cgaggctctc 1380
cataaccact acaccagaa aagcctgtct ctttctccgg gcaaaaagga cccaaaggcg 1440
gccgcaatg aagttatgta tcctcctcct tacctagaca atgagaagag caatggaacc 1500

```

-continued

---

```

attatccatg tgaaggaa acaccttgt ccaagcccc tatttccgg accttctaag 1560
cccttttggg tgctggtggt ggtggggga gtccctggctt gctatagctt gctagtaaca 1620
gtggccttta ttattttctg ggtgaggagt aagaggagca ggctcctgca cagtgactac 1680
atgaacatga ctcctccgcg ccccgggccc acccgcaagc attaccagcc ctatgcccc 1740
ccacgcgact tcgcagccta tcgctccaga gtgaagtcca gcaggagcgc agacgcccc 1800
gcgtaccagc agggccagaa ccagctctat aacgagctca atctaggacg aagagaggag 1860
tacgatgttt tggacaagag acgtggccgg gacctgaga tgggggaaa gccgagaagg 1920
aagaaccctc aggaaggcct gtacaatgaa ctgcagaaag ataagatggc ggaggcctac 1980
agtgagattg gtagaaagg cgagcgcgg aggggcaagg ggcacgatgg cctttaccag 2040
ggtctcagta cagccaccaa ggacacctac gacgccttc acatgcaggc cctgccccct 2100
cgctaa 2106

```

&lt;210&gt; SEQ ID NO 55

&lt;211&gt; LENGTH: 2118

&lt;212&gt; TYPE: DNA

&lt;213&gt; ORGANISM: Artificial Sequence

&lt;220&gt; FEATURE:

&lt;223&gt; OTHER INFORMATION: Synthetic

&lt;400&gt; SEQUENCE: 55

```

caagtccagc tgggtcaaag cggagcagaa gtgaagaagc ctggatcctc tgtgaaggtc 60
agctgcaagg cctctggagg tacctcagc tcttacgcaa tttcttgggt gcgccaggct 120
cccgggcagg gactggagt gatgggagga atcatccga tccttggtag cgctaattac 180
gccagaaat ttcagggtcg ggtgaccatc accgcagacg agtcaacctc aaccgcttac 240
atggaacttt ctagcctccg cagcaggac accgcctct actattgcgc aagatggggt 300
ggtggtgcct tcgacatttg gggacagggc actatggtca ccgtgagctc cggtgaggga 360
ggatctggcg gaggagggtc aggcggagggt gggtcagaga ttgtgctgac ccagtcaccc 420
gggactctgt cctttctcc tggtgagcgc gctactctgt cttgtagggc ctcaaatca 480
gtgggaggct atctgcctg gtatcagcag aaaccagggc agggccctag gcttctcacc 540
tacgacgctt ccaaccgggc aactggcatt ccagcccgtc tcagcggagc cgatccgga 600
accgacttta ctctgactat ctctcactg gaaccggagg acttcagcgt gtactactgc 660
cagcagcggc ataactggcc accgatgtac actttcggac aggggaccaa gctggagatc 720
aagcgcgctg aacccaagtc atgcgataag acccacactt gtccaccctg tccagcccct 780
gaactgctcg gaggtccgtc agtgtttctt ttcctcccaa agcctaagga cactctgatg 840
atctctcgga cccctgaagt gacttgcgtc gtcgtggacg tgcacacga ggatcccag 900
gtgaagtcca actggtatgt ggacggggtg gaagtgcata atgctaagac caagcccagg 960
gaggaacaat acaactcaac ctaccgctg gtgtccgctc tcaccgctc tcatcaagac 1020
tggctgaacg gaaaagagta taagtgcaaa gtctccaata aggctctgcc agcccctacc 1080
gaaaagacca tttcaaaggc caaggggcag cctagagagc cccaagtga cacccttctc 1140
ccctcaagag atgagctcac taagaatcag gtcagcctga cttgtcttgt gaaaggcttc 1200
tatcccagcg atattgcctg cgaatgggaa agcaatggac aaccagagaa caactacaag 1260
accaccccgc ctgtgctgga ctcgcagcgc tctttctcc tttactcaa gctgaccgctc 1320
gataagagcc ggtggcaaca ggggaatgtg ttcagctgct ccgtcatgca cgaggctctc 1380

```

-continued

---

cataaaccact acaccacagaa aagcctgtct ctttctccgg gcaaaaagga cccaaaggcg	1440
gccgcaacca cgacgccagc gccgcgacca ccaacaccgg cgcccacccat cgcgtcgag	1500
cccctgtccc tgcgccaga gccgtgccgg ccagcggcgg gggcgcgagt gcacacgagg	1560
gggctggact tcgcctgtga tatctacatc tgggcgcctc tggccgggac ttgtggggtc	1620
cttctcctgt cactggttat caccctttac tgcaaacggg gcagaaagaa actcctgtat	1680
atattcaaac aaccatttat gagaccagta caaactactc aagaggaaga tggctgtagc	1740
tgccgatttc cagaagaaga agaaggagga tgtgaactga gagtgaagtt cagcaggagc	1800
gcagacgccc ccgctgacaa gcagggccag aaccagctct ataacgagct caatctagga	1860
cgaagagagg agtacgatgt tttggacaag agacgtggcc gggaccctga gatgggggga	1920
aagccgagaa ggaagaacc tcaggaaggc ctgtacaatg aactgcagaa agataagatg	1980
gcggaggcct acagtgatg tgggatgaaa ggcgagcgc ggaggggcaa ggggcacgat	2040
ggcctttacc aggttctcag tacagccacc aaggacacct acgacgcctc tcacatgcag	2100
gcctgcccc ctcgctaa	2118

&lt;210&gt; SEQ ID NO 56

&lt;211&gt; LENGTH: 2298

&lt;212&gt; TYPE: DNA

&lt;213&gt; ORGANISM: Artificial Sequence

&lt;220&gt; FEATURE:

&lt;223&gt; OTHER INFORMATION: Synthetic

&lt;400&gt; SEQUENCE: 56

caagtccagc tgggtcaaag cggagcagaa gtgaagaagc ctggatcctc tgtgaaggtc	60
agctgcaagg cctctggagg tacctcagc tcttacgcaa tttcttgggt gcgccaggct	120
cccgggcagg gactggagt gatgggagga atcatccga tccttggtac cgtaattac	180
gccagaaat ttcagggtcg ggtgaccatc accgcagacg agtcaacctc aaccgcttac	240
atggaacttt ctagcctccg cagcagggac accgcctctc actattgcgc aagatggggt	300
gggtgtgctc tcgacatttg gggacagggc actatggtea ccgtgagctc cggtgaggga	360
ggatctggcg gaggagggtc aggcggaggt gggtcagaga ttgtgctgac ccagtcaccc	420
gggactctgt ccctttctcc tggtgagcgc gctactctgt cttgtagggc ctcaaatca	480
gtggcgggct atctcgctg gtatcagcag aaaccagggc agggccctag gcttctcacc	540
tacgacgcct ccaaccgggc aactggcatt ccagcccctc tcagcggagc cggatccgga	600
accgacttta ctctgactat ctctcactg gaaccggagg acttcgagc gtactactgc	660
cagcagcggg ataactggcc accgatgtac actttcggac agggggaccaa gctggagatc	720
aagcgcgctg aacccaagtc atgcgataag acccacactt gtccaccctg tccagcccct	780
gaactgctcg gaggtccgtc agtgtttctt tcccgcgcaa agcctaagga cactctgatg	840
atctctcgga cccctgaagt gacttgctc gtcgtggagc tgtcacacga ggatcccag	900
gtgaagttca actggtatgt ggacggggtg gaagtgcata atgctaagac caagcccagg	960
gaggaacaat acaactcaac ctaccgcgtg gtgtccgtgc tcaccgtcct tcacaaagac	1020
tggctgaacg gaaaagagta taagtcaaaa gtctccaata aggctctgcc agcccctac	1080
gaaaagacca tttcaaaggc caaggggagc cctagagagc cccaagtga cacccttctc	1140
ccctcaagag atgagctcac taagaatcag gtcagcctga cttgtcttgt gaaaggcttc	1200
tatcccagcg atattgccgt cgaatgggaa agcaatggac aaccagagaa caactacaag	1260
accacccgcg ctgtgctgga ctccgagcgc tctttcttcc tttactcaaa gctgaccgctc	1320

-continued

---

```

gataagagcc ggtggcaaca ggggaatgtg ttcagctgct ccgtcatgca cgaggctctc 1380
cataaaccact acaccacagaa aagcctgtct ctttctccgg gcaaaaagga cccaaaggcg 1440
gccgcattcg tgccggctctt cctgccagcg aagcccacca cgacgccagc gccgcgacca 1500
ccaacaccgg cgcccacccat cgcgtcgcag cccctgtccc tgcccacaga ggcgtgccgg 1560
ccagcggcgg gggggcgcagt gcacacgagg gggctggact tcgcctgtga tatctacatc 1620
tgggcgcctc tggccgggac ttgtggggtc cttctcctgt cactgggttat caccctttac 1680
tgcaaccaca ggaacaggag taagaggagc aggcctcctgc acagtgacta catgaacatg 1740
actccccgcc gccccggggc caccgcgaag cattaaccagc cctatgcccc accacgcgac 1800
ttcgcagcct atcgctcccg tttctctgtt gttaaacggg gcagaaagaa gctcctgtat 1860
atattcaaac aaccatttat gagaccagta caaactactc aagaggaaga tggctgtagc 1920
tgccgatttc cagaagaaga agaaggagga tgtgaactga gagtgaagtt cagcaggagc 1980
gcagacgccc ccgcgtacca gcagggccag aaccagctct ataacgagct caatctagga 2040
cgaagagagg agtacgatgt tttggacaag agacgtggcc gggaccctga gatgggggga 2100
aagccgagaa ggaagaacc tcaggaaggc ctgtacaatg aactgcagaa agataagatg 2160
gcggaggcct acagtgatg tgggatgaaa ggcgagcgc ccgggggcaa ggggcacgat 2220
ggcctttacc aggttctcag tacagccacc aaggacacct acgacgcctc tcacatgcag 2280
gccttgcctc ctcgctaa 2298

```

&lt;210&gt; SEQ ID NO 57

&lt;211&gt; LENGTH: 744

&lt;212&gt; TYPE: DNA

&lt;213&gt; ORGANISM: Artificial Sequence

&lt;220&gt; FEATURE:

&lt;223&gt; OTHER INFORMATION: Synthetic

&lt;400&gt; SEQUENCE: 57

```

caggtacagc tgcagcagtc aggggctgag gtgaagaagc ctggatcctc agtgaaggtc 60
tcctgcaagg cttctggagg caccttcagc agctatgcta tcagctgggt gcgacaggcc 120
cctggacaag ggcttgatgt gatgggaggg atcatcccta tccttggtat agcaaaactac 180
gcacagaagt tccagggcag agtcacgatt accgcggacg aatccacgag cacagcctac 240
atggagctga gcagcctgag atctgaggac acggccgtgt attactgtgc gagaggaggg 300
gccccggggt cggggagtta ttatcccctc atctggggcc aagggaccac ggtcaccgtc 360
tcctcaggag gtggcgggtc tggtgaggc ggtagcggtg gtggcggatc cgaattgtg 420
ttgacgcagt ctccagccac cctgtctttg tctccagggg aaagagccac cctctcctgc 480
ggggccagtc agagtgttag cagcagctac ttagcctggg accagcagaa acctggccag 540
gctcccaggc tcctcatcta tgatgcatcc agcagggcca ctggcatccc ggccaggttc 600
agtggcagtg ggtctgggac agacttcact ctcaccatca gcagcctaga gcctgaagat 660
tttgagttt attactgtca gcagcgtagt agctggcctc ccacgtggac gttcggccaa 720
gggaccaagc tggaaatcaa acgt 744

```

&lt;210&gt; SEQ ID NO 58

&lt;211&gt; LENGTH: 732

&lt;212&gt; TYPE: DNA

&lt;213&gt; ORGANISM: Artificial Sequence

&lt;220&gt; FEATURE:

&lt;223&gt; OTHER INFORMATION: Synthetic

-continued

&lt;400&gt; SEQUENCE: 58

```

caggtagcagc tgcagcagtc aggggctgag gtgaagaagc ctgggtcctc ggtgaaggtc      60
tcttgcaagg cttctggagg caccttcagc agctatgcta tcagctgggt ggcacaggcc      120
cctggacaag ggctcgagtg gatgggaggg atcatcccta tccttggtat agcaaaactac      180
gcacagaagt tccagggcag agtcacgatt accgcggacg aatccacgag cacagcctac      240
atggagctga gcagcctgag atctgaggac acggccgtgt attactgtgc aacaggtggt      300
tcggggagat atgctttgga tatctggggc caagggacaa tggtcaccgt ctcttcagga      360
ggtggcgggt ctggtggagg cggtagcggg ggtggcggat ccgaaattgt gttgacgcag      420
tctccagcca ccctgtcctt gtctccaggg gaaagagcca ccctctctcg cagggccagt      480
cagagtgtta gcagctactt agcctggtag caacagaaac ctggccaggc tcccaggctc      540
ctcatctatg atgcatccaa cagggccact ggcaccccag ccagggtcag tggcagtggt      600
tctgggacag acttcactct caccatcagc agcctagagc ctgaagattt tgcagtttat      660
tactgtcagc agcgtagcaa ctggcctccg tcgtacactt ttggccaggg gaccaagctg      720
gagatcaaac gt                                                                732

```

&lt;210&gt; SEQ ID NO 59

&lt;211&gt; LENGTH: 726

&lt;212&gt; TYPE: DNA

&lt;213&gt; ORGANISM: Artificial Sequence

&lt;220&gt; FEATURE:

&lt;223&gt; OTHER INFORMATION: Synthetic

&lt;400&gt; SEQUENCE: 59

```

caggtagcagc tggtgcaatc tggggctgag gtgaagaagc ctgggtcctc ggtgaaggtc      60
tcttgcaagg cttctggagg caccttcagc agctatgcta tcagctgggt ggcacaggcc      120
cctggacaag ggcttgagtg gatgggaggg atcatcccta tccttggtac agcaaaactac      180
gcacagaagt tccagggcag agtcacgatt accgcggacg aatccacgag cacagcctac      240
atggagctga gcagcctgag atctgaggac acggccgtgt attactgtgc gagatggggt      300
gggggagctt ttgatctctg gggccaaggg acaatggtca ccgtctcttc aggaggtggc      360
gggtctggtg gaggcgtag cggtggtggc ggatccgaaa ttgtgttgac gcagctctca      420
ggcaccctgt ctttgtctcc aggggaaaga gccaccctct cctgcagggc cagtcagagt      480
gttggggcct acttagcctg gtaccaacag aaacctggcc aggcctccag gctcctcatc      540
tatgatgcat ccaacagggc caccggcctc ccagccaggt tcagtggcag tgggtctggg      600
acagacttca ctctcaccat cagcagccta gagcctgaag attttgagtt ttattactgt      660
cagcagcgtg acaactggcc tccgatgtac acttttggcc aggggaccaa gctggaaatc      720
aaacgt                                                                726

```

&lt;210&gt; SEQ ID NO 60

&lt;211&gt; LENGTH: 21

&lt;212&gt; TYPE: PRT

&lt;213&gt; ORGANISM: Artificial Sequence

&lt;220&gt; FEATURE:

&lt;223&gt; OTHER INFORMATION: Synthetic

&lt;400&gt; SEQUENCE: 60

```

Leu Leu Leu Val Thr Ser Leu Leu Leu Cys Glu Leu Pro His Pro Ala
1           5           10           15

```

```

Phe Leu Leu Ile Pro
20

```

-continued

<210> SEQ ID NO 61  
 <211> LENGTH: 22  
 <212> TYPE: PRT  
 <213> ORGANISM: Artificial Sequence  
 <220> FEATURE:  
 <223> OTHER INFORMATION: Synthetic

<400> SEQUENCE: 61

Leu Leu Val Thr Ser Leu Leu Leu Cys Glu Leu Pro His Pro Ala Phe  
 1                   5                   10                   15

Leu Leu Ile Pro Asp Thr  
 20

<210> SEQ ID NO 62  
 <211> LENGTH: 24  
 <212> TYPE: PRT  
 <213> ORGANISM: Artificial Sequence  
 <220> FEATURE:  
 <223> OTHER INFORMATION: Synthetic

<400> SEQUENCE: 62

Met Val Leu Leu Val Thr Ser Leu Leu Leu Cys Glu Leu Pro His Pro  
 1                   5                   10                   15

Ala Phe Leu Leu Ile Pro Asp Thr  
 20

<210> SEQ ID NO 63  
 <211> LENGTH: 72  
 <212> TYPE: DNA  
 <213> ORGANISM: Artificial Sequence  
 <220> FEATURE:  
 <223> OTHER INFORMATION: Synthetic

<400> SEQUENCE: 63

atgggttttgc tggtgacatc gcttctggtg tgcgaattgc cccatcccgc attctctcctt 60

atccccgata cg 72

<210> SEQ ID NO 64  
 <211> LENGTH: 72  
 <212> TYPE: DNA  
 <213> ORGANISM: Artificial Sequence  
 <220> FEATURE:  
 <223> OTHER INFORMATION: Synthetic

<400> SEQUENCE: 64

atggttctgc tggtgacttc actcctgctc tgtgaacttc cccatcccgc tttctcctg 60

atccccgaca cc 72

<210> SEQ ID NO 65  
 <211> LENGTH: 16  
 <212> TYPE: DNA  
 <213> ORGANISM: Artificial Sequence  
 <220> FEATURE:  
 <223> OTHER INFORMATION: Synthetic

<400> SEQUENCE: 65

ccctcgagcc gccacc 16

<210> SEQ ID NO 66  
 <211> LENGTH: 9  
 <212> TYPE: DNA  
 <213> ORGANISM: Artificial Sequence  
 <220> FEATURE:



-continued

---

<223> OTHER INFORMATION: Synthetic

<400> SEQUENCE: 66

gcggccgca 9

<210> SEQ ID NO 67  
 <211> LENGTH: 6  
 <212> TYPE: DNA  
 <213> ORGANISM: Artificial Sequence  
 <220> FEATURE:  
 <223> OTHER INFORMATION: Synthetic

<400> SEQUENCE: 67

ggatcc 6

<210> SEQ ID NO 68  
 <211> LENGTH: 8  
 <212> TYPE: DNA  
 <213> ORGANISM: Artificial Sequence  
 <220> FEATURE:  
 <223> OTHER INFORMATION: Synthetic

<400> SEQUENCE: 68

gcggccgc 8

<210> SEQ ID NO 69  
 <211> LENGTH: 22  
 <212> TYPE: DNA  
 <213> ORGANISM: Artificial Sequence  
 <220> FEATURE:  
 <223> OTHER INFORMATION: Synthetic

<400> SEQUENCE: 69

ccctcgagcc gccacatgg tt 22

<210> SEQ ID NO 70  
 <211> LENGTH: 21  
 <212> TYPE: DNA  
 <213> ORGANISM: Artificial Sequence  
 <220> FEATURE:  
 <223> OTHER INFORMATION: Synthetic

<400> SEQUENCE: 70

gcggccgcaa ttgaaggcgc g 21

<210> SEQ ID NO 71  
 <211> LENGTH: 237  
 <212> TYPE: PRT  
 <213> ORGANISM: Artificial Sequence  
 <220> FEATURE:  
 <223> OTHER INFORMATION: Synthetic

<400> SEQUENCE: 71

Ala Glu Pro Lys Ser Cys Asp Lys Thr His Thr Cys Pro Pro Cys Pro  
 1 5 10 15

Ala Pro Glu Leu Leu Gly Gly Pro Ser Val Phe Leu Phe Pro Pro Lys  
 20 25 30

Pro Lys Asp Thr Leu Met Ile Ser Arg Thr Pro Glu Val Thr Cys Val  
 35 40 45

Val Val Asp Val Ser His Glu Asp Pro Glu Val Lys Phe Asn Trp Tyr  
 50 55 60

Val Asp Gly Val Glu Val His Asn Ala Lys Thr Lys Pro Arg Glu Glu  
 65 70 75 80

-continued

Gln Tyr Asn Ser Thr Tyr Arg Val Val Ser Val Leu Thr Val Leu His  
 85 90 95  
 Gln Asp Trp Leu Asn Gly Lys Glu Tyr Lys Cys Lys Val Ser Asn Lys  
 100 105 110  
 Ala Leu Pro Ala Pro Ile Glu Lys Thr Ile Ser Lys Ala Lys Gly Gln  
 115 120 125  
 Pro Arg Glu Pro Gln Val Tyr Thr Leu Pro Pro Ser Arg Asp Glu Leu  
 130 135 140  
 Thr Lys Asn Gln Val Ser Leu Thr Cys Leu Val Lys Gly Phe Tyr Pro  
 145 150 155 160  
 Ser Asp Ile Ala Val Glu Trp Glu Ser Asn Gly Gln Pro Glu Asn Asn  
 165 170 175  
 Tyr Lys Thr Thr Pro Pro Val Leu Asp Ser Asp Gly Ser Phe Phe Leu  
 180 185 190  
 Tyr Ser Lys Leu Thr Val Asp Lys Ser Arg Trp Gln Gln Gly Asn Val  
 195 200 205  
 Phe Ser Cys Ser Val Met His Glu Ala Leu His Asn His Tyr Thr Gln  
 210 215 220  
 Lys Ser Leu Ser Leu Ser Pro Gly Lys Lys Asp Pro Lys  
 225 230 235

<210> SEQ ID NO 72  
 <211> LENGTH: 711  
 <212> TYPE: DNA  
 <213> ORGANISM: Artificial Sequence  
 <220> FEATURE:  
 <223> OTHER INFORMATION: Synthetic

<400> SEQUENCE: 72

gctgaaccca agtcatgoga taagaccac acttgccac cctgtccagc cctgaactg 60  
 ctccgaggtc cgctcagtgt tcttttcccg ccaaagccta aggacactct gatgatctct 120  
 eggacccctg aagtgacttg cgtcgtcgtg gacgtgtcac acgaggatcc cgagggtgaag 180  
 ttcaactggt atgtggacgg ggtggaagtg cataatgcta agaccaagcc cagggaggaa 240  
 caatacaact caacctaccg cgtgggtgtcc gtgctcaccg tccttcatca agactggctg 300  
 aacggaaaag agtataagtg caaagtctcc aataaggctc tgccagcccc tatcgaaaag 360  
 accatttcaa aggccaaggg gcagcctaga gagccccaag tgtacacct tcttccctca 420  
 agagatgagc tcaactaagaa tcaggtcagc ctgacttgtc ttgtgaaagg cttctatccc 480  
 agcgatattg ccgtcgaatg ggaagcaat ggacaaccag agaacaacta caagaccacc 540  
 ccgctgtgct tggactccga cggtctcttc ttcctttact caaagctgac cgtcgataag 600  
 agccggtggc aacaggggaa tgtgttcagc tgctccgtca tgcacgaggc tctccataac 660  
 cactacaccc agaaaagcct gtctctttct ccgggcaaaa aggaccctaaa g 711

<210> SEQ ID NO 73  
 <211> LENGTH: 219  
 <212> TYPE: PRT  
 <213> ORGANISM: Artificial Sequence  
 <220> FEATURE:  
 <223> OTHER INFORMATION: Synthetic

<400> SEQUENCE: 73

Ile Glu Val Met Tyr Pro Pro Pro Tyr Leu Asp Asn Glu Lys Ser Asn  
 1 5 10 15  
 Gly Thr Ile Ile His Val Lys Gly Lys His Leu Cys Pro Ser Pro Leu  
 20 25 30



-continued

---

Lys Met Ala Glu Ala Tyr Ser Glu Ile Gly Met Lys Gly Glu Arg Arg  
 180 185 190

Arg Gly Lys Gly His Asp Gly Leu Tyr Gln Gly Leu Ser Thr Ala Thr  
 195 200 205

Lys Asp Thr Tyr Asp Ala Leu His Met Gln Ala Leu Pro Pro Arg  
 210 215 220

<210> SEQ ID NO 75  
 <211> LENGTH: 283  
 <212> TYPE: PRT  
 <213> ORGANISM: Artificial Sequence  
 <220> FEATURE:  
 <223> OTHER INFORMATION: Synthetic

<400> SEQUENCE: 75

Phe Val Pro Val Phe Leu Pro Ala Lys Pro Thr Thr Thr Pro Ala Pro  
 1 5 10 15

Arg Pro Pro Thr Pro Ala Pro Thr Ile Ala Ser Gln Pro Leu Ser Leu  
 20 25 30

Arg Pro Glu Ala Cys Arg Pro Ala Ala Gly Gly Ala Val His Thr Arg  
 35 40 45

Gly Leu Asp Phe Ala Cys Asp Ile Tyr Ile Trp Ala Pro Leu Ala Gly  
 50 55 60

Thr Cys Gly Val Leu Leu Leu Ser Leu Val Ile Thr Leu Tyr Cys Asn  
 65 70 75 80

His Arg Asn Arg Ser Lys Arg Ser Arg Leu Leu His Ser Asp Tyr Met  
 85 90 95

Asn Met Thr Pro Arg Arg Pro Gly Pro Thr Arg Lys His Tyr Gln Pro  
 100 105 110

Tyr Ala Pro Pro Arg Asp Phe Ala Ala Tyr Arg Ser Arg Phe Ser Val  
 115 120 125

Val Lys Arg Gly Arg Lys Lys Leu Leu Tyr Ile Phe Lys Gln Pro Phe  
 130 135 140

Met Arg Pro Val Gln Thr Thr Gln Glu Glu Asp Gly Cys Ser Cys Arg  
 145 150 155 160

Phe Pro Glu Glu Glu Gly Gly Cys Glu Leu Arg Val Lys Phe Ser  
 165 170 175

Arg Ser Ala Asp Ala Pro Ala Tyr Gln Gln Gly Gln Asn Gln Leu Tyr  
 180 185 190

Asn Glu Leu Asn Leu Gly Arg Arg Glu Glu Tyr Asp Val Leu Asp Lys  
 195 200 205

Arg Arg Gly Arg Asp Pro Glu Met Gly Gly Lys Pro Arg Arg Lys Asn  
 210 215 220

Pro Gln Glu Gly Leu Tyr Asn Glu Leu Gln Lys Asp Lys Met Ala Glu  
 225 230 235 240

Ala Tyr Ser Glu Ile Gly Met Lys Gly Glu Arg Arg Arg Gly Lys Gly  
 245 250 255

His Asp Gly Leu Tyr Gln Gly Leu Ser Thr Ala Thr Lys Asp Thr Tyr  
 260 265 270

Asp Ala Leu His Met Gln Ala Leu Pro Pro Arg  
 275 280

<210> SEQ ID NO 76  
 <211> LENGTH: 657  
 <212> TYPE: DNA  
 <213> ORGANISM: Artificial Sequence

-continued

&lt;220&gt; FEATURE:

&lt;223&gt; OTHER INFORMATION: Synthetic

&lt;400&gt; SEQUENCE: 76

```

attgaagtta tgtatcctcc tccttaccta gacaatgaga agagcaatgg aaccattatc    60
catgtgaaag ggaaacacct ttgtccaagt cccctatttc cgggaccttc taagcccttt    120
tgggtgctgg tgggtggtgg gggagtcctg gcttgctata gcttgctagt aacagtggcc    180
tttattatct tctgggtgag gagtaagagg agcaggctcc tgcacagtga ctacatgaac    240
atgactcccc gccgccccgg gccaccaccg aagcattacc agccctatgc cccaccaccg    300
gacttcgcag cctatcgctc cagagtgaag ttcagcagga gcgcagacgc ccccgcgtae    360
cagcagggcc agaaccagct ctataacgag ctcaatctag gacgaagaga ggagtacgat    420
gttttggaac agagacgtgg ccggggacct gagatggggg gaaagccgag aaggaagaac    480
cctcaggaag gcctgtacaa tgaactgcag aaagataaga tggcggaggc ctacagtgag    540
attgggatga aagcgcagcg ccggaggggc aaggggcacg atggccttta ccagggtctc    600
agtacagcca ccaaggacac ctacgacgcc cttcacatgc aggcctgcc cectcgc      657

```

&lt;210&gt; SEQ ID NO 77

&lt;211&gt; LENGTH: 669

&lt;212&gt; TYPE: DNA

&lt;213&gt; ORGANISM: Artificial Sequence

&lt;220&gt; FEATURE:

&lt;223&gt; OTHER INFORMATION: Synthetic

&lt;400&gt; SEQUENCE: 77

```

accacgacgc cagcgccgcg accaccaaca ccggcgccca ccatcgctgc gcagccctg    60
tccttgccgc cagaggcgtg ccggccagcg gcggggggcg cagtgcacac gagggggctg    120
gacttcgcct gtgatatcta catctgggcg cccttggcgg ggacttgtag ggtccttctc    180
ctgtcactgg ttatcacctt ttactgcaaa cggggcagaa agaaactcct gtatatattc    240
aaacaacctt ttatgagacc agtacaactt actcaagagg aagatggctg tagctgccga    300
tttcagaaag aagaagaagg aggatgtgaa ctgagagtga agttcagcag gagcgcagac    360
gccccgcgct acaagcaggg ccagaaccag ctctataacg agctcaatct aggacgaaga    420
gaggagtacg atgttttggg caagagacgt ggccgggacc ctgagatggg gggaaagccg    480
agaaggaaga accctcagga aggcctgtac aatgaactgc agaaagataa gatggcggag    540
gcctacagtg agattgggat gaaaggcagc cgccggaggg gcaaggggca cgatggcctt    600
taccagggtc tcagtacagc caccaaggac acctacgacg cccttcacat gcaggccctg    660
ccccctcgc                                     669

```

&lt;210&gt; SEQ ID NO 78

&lt;211&gt; LENGTH: 849

&lt;212&gt; TYPE: DNA

&lt;213&gt; ORGANISM: Artificial Sequence

&lt;220&gt; FEATURE:

&lt;223&gt; OTHER INFORMATION: Synthetic

&lt;400&gt; SEQUENCE: 78

```

ttcgtgccgg tcttcctgcc agcgaagccc accacgacgc cagcgccgcg accaccaaca    60
ccggcgccca ccatcgctgc gcagccctg tccttgccgc cagaggcgtg ccggccagcg    120
gccccggggc cagtgcacac gagggggctg gacttcgcct gtgatatcta catctgggcg    180
cccttggcgg ggacttgtag ggtccttctc ctgtcactgg ttatcacctt ttactgcaac    240

```

-continued

---

cacaggaaca ggagtaagag gaggagctc ctgcacagtg actacatgaa catgactccc	300
cgccgccccg ggcccccccg caagcattac cagccctatg cccaccacg cgacttcgca	360
gcctategct cccgtttctc tgttgtaaa cggggcagaa agaagctcct gtatatattc	420
aaacaacat ttatgagacc agtacaact actcaagagg aagatggctg tagctgccga	480
ttccagaag aagaagaagg aggatgtgaa ctgagagtga agttcagcag gagcgcagac	540
gcccccgct accagcaggg ccagaaccag ctctataacg agctcaatct aggacgaaga	600
gaggagtaag atgttttggg caagagacgt ggccgggacc ctgagatggg gggaaagccg	660
agaaggaaga accctcagga aggcctgtac aatgaactgc agaaagataa gatggcggag	720
gcctacagtg agattgggat gaaagcggag cgccggaggg gcaaggggca cgatggcctt	780
taccagggtc tcagtacagc caccaaggac acctacgacg cccttcacat gcaggcctg	840
ccccctcgc	849

&lt;210&gt; SEQ ID NO 79

&lt;211&gt; LENGTH: 1521

&lt;212&gt; TYPE: DNA

&lt;213&gt; ORGANISM: Artificial Sequence

&lt;220&gt; FEATURE:

&lt;223&gt; OTHER INFORMATION: Synthetic

&lt;400&gt; SEQUENCE: 79

ctgctggtga cttcactcct gctctgtgaa cttccccatc ccgcttttct cctgatcccc	60
gacacccaag tccagctgca gcagtcagga gctgaggtga agaagcctgg tagctctgtc	120
aaagtgtctt gcaaagcctc tgggtgtact ttcagctctt acgccatttc ttgggtgaga	180
caggcaccog gacaggtctc tgaatggatg ggtggaatca tcccattctc tgggattgct	240
aattacgcac aaaagttoca ggaaggggtg acctcaccg cagacgaatc tacctccact	300
gcttacatgg aactctcttc cctgcggctc gaggacaccg ccgtctacta ttgtgccagg	360
ggcggtgccg gaggaagcgg ttcttactat ccgctgattt ggggacaagg aaccaactgtg	420
accgtgagct ctggtggagg cggatccggg ggtggagggt ccggaggcgg aggatctgag	480
atcgtgctca ctcagagccc agccaccctt agcctgagcc ctggtgagcg cgcaccctc	540
tcatgagggt cctcacagag cgtgagctca agctatctgg catggtacca gcaaaagcca	600
gggcaggccc cgaggctcct gatctacgac gcatcatcac gggctaccgg tatcccggca	660
cgcttctctg gaagcggatc aggcaccgac ttcaccctga ccatttcttc acttgagcca	720
gaggactttg ccgtgtacta ctgccagcag cgctcaagct ggccgcctac ttggactttc	780
ggacagggga ccaagctgga gatcaagcgc gctgaaccca agtcatgcca taagaccac	840
actgtccac cctgtccagc ccctgaactg ctcggaggtc cgtcagtggt tcttttcccg	900
ccaaagccta aggacactct gatgatctct cggaccctg aagtgacttg cgtcgtcgtg	960
gacgtgtcac acgaggatcc cgagggtgaag ttcaactggg atgtggacgg ggtggaagtg	1020
cataatgcta agaccaagcc caggaggaa caatacaact caacctaccg cgtggtgtcc	1080
gtgctcaccg tccttcatca agactggctg aacggaaaag agtataagtg caaagtctcc	1140
aataaggctc tgccagcccc tatcgaaaag accatttcaa aggccaaggg gcagcctaga	1200
gagccccaaag tgtacaccct tcctccctca agagatgagc tcaactaagaa tcaggtcagc	1260
ctgacttgct ttgtgaaagg cttctatccc agcgatattg ccgtogaatg ggaagcaat	1320
ggacaaccag agaacaacta caagaccacc ccgcctgtgc tggactccga cggctcttcc	1380
ttcctttact caaagctgac cgtcgataag agccgggtggc aacaggggaa tgtgttcagc	1440

-continued

---

 tgctccgtca tgcacgaggc tetccataac cactacaccc agaaaagcct gtctctttct 1500

ccgggcacaaa aggaccacaaa g 1521

&lt;210&gt; SEQ ID NO 80

&lt;211&gt; LENGTH: 485

&lt;212&gt; TYPE: PRT

&lt;213&gt; ORGANISM: Artificial Sequence

&lt;220&gt; FEATURE:

&lt;223&gt; OTHER INFORMATION: Synthetic

&lt;400&gt; SEQUENCE: 80

 Gln Val Gln Leu Gln Gln Ser Gly Ala Glu Val Lys Lys Pro Gly Ser  
 1 5 10 15

 Ser Val Lys Val Ser Cys Lys Ala Ser Gly Gly Thr Phe Ser Ser Tyr  
 20 25 30

 Ala Ile Ser Trp Val Arg Gln Ala Pro Gly Gln Gly Leu Glu Trp Met  
 35 40 45

 Gly Gly Ile Ile Pro Ile Leu Gly Ile Ala Asn Tyr Ala Gln Lys Phe  
 50 55 60

 Gln Gly Arg Val Thr Ile Thr Ala Asp Glu Ser Thr Ser Thr Ala Tyr  
 65 70 75 80

 Met Glu Leu Ser Ser Leu Arg Ser Glu Asp Thr Ala Val Tyr Tyr Cys  
 85 90 95

 Ala Arg Gly Gly Ala Gly Gly Ser Gly Ser Tyr Tyr Pro Leu Ile Trp  
 100 105 110

 Gly Gln Gly Thr Thr Val Thr Val Ser Ser Gly Gly Gly Ser Gly  
 115 120 125

 Gly Gly Gly Ser Gly Gly Gly Gly Ser Glu Ile Val Leu Thr Gln Ser  
 130 135 140

 Pro Ala Thr Leu Ser Leu Ser Pro Gly Glu Arg Ala Thr Leu Ser Cys  
 145 150 155 160

 Gly Ala Ser Gln Ser Val Ser Ser Ser Tyr Leu Ala Trp Tyr Gln Gln  
 165 170 175

 Lys Pro Gly Gln Ala Pro Arg Leu Leu Ile Tyr Asp Ala Ser Ser Arg  
 180 185 190

 Ala Thr Gly Ile Pro Ala Arg Phe Ser Gly Ser Gly Ser Gly Thr Asp  
 195 200 205

 Phe Thr Leu Thr Ile Ser Ser Leu Glu Pro Glu Asp Phe Ala Val Tyr  
 210 215 220

 Tyr Cys Gln Gln Arg Ser Ser Trp Pro Pro Thr Trp Thr Phe Gly Gln  
 225 230 235 240

 Gly Thr Lys Leu Glu Ile Lys Arg Ala Glu Pro Lys Ser Cys Asp Lys  
 245 250 255

 Thr His Thr Cys Pro Pro Cys Pro Ala Pro Glu Leu Leu Gly Gly Pro  
 260 265 270

 Ser Val Phe Leu Phe Pro Pro Lys Pro Lys Asp Thr Leu Met Ile Ser  
 275 280 285

 Arg Thr Pro Glu Val Thr Cys Val Val Val Asp Val Ser His Glu Asp  
 290 295 300

 Pro Glu Val Lys Phe Asn Trp Tyr Val Asp Gly Val Glu Val His Asn  
 305 310 315 320

 Ala Lys Thr Lys Pro Arg Glu Glu Gln Tyr Asn Ser Thr Tyr Arg Val  
 325 330 335

Val Ser Val Leu Thr Val Leu His Gln Asp Trp Leu Asn Gly Lys Glu

-continued

	340		345		350														
Tyr	Lys	Cys	Lys	Val	Ser	Asn	Lys	Ala	Leu	Pro	Ala	Pro	Ile	Glu	Lys				
	355						360					365							
Thr	Ile	Ser	Lys	Ala	Lys	Gly	Gln	Pro	Arg	Glu	Pro	Gln	Val	Tyr	Thr				
	370					375					380								
Leu	Pro	Pro	Ser	Arg	Asp	Glu	Leu	Thr	Lys	Asn	Gln	Val	Ser	Leu	Thr				
	385				390					395					400				
Cys	Leu	Val	Lys	Gly	Phe	Tyr	Pro	Ser	Asp	Ile	Ala	Val	Glu	Trp	Glu				
				405					410					415					
Ser	Asn	Gly	Gln	Pro	Glu	Asn	Asn	Tyr	Lys	Thr	Thr	Pro	Pro	Val	Leu				
				420				425						430					
Asp	Ser	Asp	Gly	Ser	Phe	Phe	Leu	Tyr	Ser	Lys	Leu	Thr	Val	Asp	Lys				
		435					440						445						
Ser	Arg	Trp	Gln	Gln	Gly	Asn	Val	Phe	Ser	Cys	Ser	Val	Met	His	Glu				
	450					455					460								
Ala	Leu	His	Asn	His	Tyr	Thr	Gln	Lys	Ser	Leu	Ser	Leu	Ser	Pro	Gly				
	465				470					475					480				
Lys	Lys	Asp	Pro	Lys															
				485															

<210> SEQ ID NO 81  
 <211> LENGTH: 1509  
 <212> TYPE: DNA  
 <213> ORGANISM: Artificial Sequence  
 <220> FEATURE:  
 <223> OTHER INFORMATION: Synthetic

<400> SEQUENCE: 81

ttgctggtga catcgcttct gttgtgogaa ttgccccatc ccgcattcct ccttatcccc	60
gatacgcgaag tccaaactca gcagtcaggg gcggagggtga agaagccggg ctctccgta	120
aaggtgtcgt gcaaagcadc gggcgggtaca ttctctctct atgcgatctc atgggtgcga	180
caggcaccog ggcaggggtt ggaatggatg ggtggtatca ttcccattct cgggatcgcg	240
aactacgcgc agaagtttca aggcagagta acaattactg cagacgagtc cacctcaacc	300
gcctatatgg aactgtcgtc acttcgggtcc gaagatacag ccgtgtacta ttgtgcaacg	360
ggaggcagcg ggaggtatgc ccttgacatt tggggacagg ggacaatggt cacagtaagc	420
tccggagggtg ggggatcagg aggcggtgga tccgggtggg gaggatcgga aattgtactc	480
actcagtcac cggcgactct ctccctcagc ccgggagagc gggccacctt gtcatgcaga	540
gccagccaga gcgtatcadc ctatcttgcg tggatcagc aaaaaccggg tcaggcccca	600
aggttgctga tctacgatgc gtcgaatcgc gcgacaggaa tccctgctag gttctccggg	660
tccggctcgg ggaccgactt tacgcttacg atcagctcgc tggaaaccgga ggacttcgcc	720
gtctactact gccagcagcg gtcgaattgg ccgccttctt acacatttgg acaaggaaca	780
aagctggaaa tcaagagagc ggaaccgaaa tcatgcgaca aaacgcacac ctgtccccct	840
tgccccgctc ccgagttgct gggaggaccg tccgtgttcc tctttccgcc aaaacccaaa	900
gatacgttga tgatctcgcg cacgcccgag gtgacatgtg tggtagtcga tgtctcgcac	960
gaggaccocg aagtaagtt caattggtac gtggacgggg tggaaagcca taatgccaa	1020
acgaaacctc gggaggagca gtacaactcc acatatcgcg tagtctcggg gctcaccgta	1080
ctgcatcagg actggcttaa cggaaaggaa tacaagtgca aagtgtcaaa caaggcgttg	1140
ccggcaccga ttgagaaaac gatctccaaa gccaaagggc aaccccgcga gccccaggtc	1200



-continued

---

```

tatactctcc cgccgtcgcg agatgagctc acgaagaacc aagtctcgcg tacgtgcctc 1260
gtgaagggtt tctaccaaac cgatattgcg gtggagtggg agagcaatgg acagccggag 1320
aacaactata agactacccc acccgtgctt gactcggatg gcagcttctt tctgtactcg 1380
aaactgacgc tggacaaaac gagatggcaa caggggaatg tcttttcacg ttcogtcatg 1440
cacgaggcgc tccacaacca ctacacgcag aagagcttgt cattgagccc agggaagaaa 1500
gaccctaaag 1509

```

```

<210> SEQ ID NO 82
<211> LENGTH: 481
<212> TYPE: PRT
<213> ORGANISM: Artificial Sequence
<220> FEATURE:
<223> OTHER INFORMATION: Synthetic

```

```

<400> SEQUENCE: 82

```

```

Gln Val Gln Leu Gln Gln Ser Gly Ala Glu Val Lys Lys Pro Gly Ser
 1          5          10          15
Ser Val Lys Val Ser Cys Lys Ala Ser Gly Gly Thr Phe Ser Ser Tyr
 20          25          30
Ala Ile Ser Trp Val Arg Gln Ala Pro Gly Gln Gly Leu Glu Trp Met
 35          40          45
Gly Gly Ile Ile Pro Ile Leu Gly Ile Ala Asn Tyr Ala Gln Lys Phe
 50          55          60
Gln Gly Arg Val Thr Ile Thr Ala Asp Glu Ser Thr Ser Thr Ala Tyr
 65          70          75          80
Met Glu Leu Ser Ser Leu Arg Ser Glu Asp Thr Ala Val Tyr Tyr Cys
 85          90          95
Ala Thr Gly Gly Ser Gly Arg Tyr Ala Leu Asp Ile Trp Gly Gln Gly
 100         105         110
Thr Met Val Thr Val Ser Ser Gly Gly Gly Gly Ser Gly Gly Gly Gly
 115         120         125
Ser Gly Gly Gly Gly Ser Glu Ile Val Leu Thr Gln Ser Pro Ala Thr
 130         135         140
Leu Ser Leu Ser Pro Gly Glu Arg Ala Thr Leu Ser Cys Arg Ala Ser
 145         150         155         160
Gln Ser Val Ser Ser Tyr Leu Ala Trp Tyr Gln Gln Lys Pro Gly Gln
 165         170         175
Ala Pro Arg Leu Leu Ile Tyr Asp Ala Ser Asn Arg Ala Thr Gly Ile
 180         185         190
Pro Ala Arg Phe Ser Gly Ser Gly Ser Gly Thr Asp Phe Thr Leu Thr
 195         200         205
Ile Ser Ser Leu Glu Pro Glu Asp Phe Ala Val Tyr Tyr Cys Gln Gln
 210         215         220
Arg Ser Asn Trp Pro Pro Ser Tyr Thr Phe Gly Gln Gly Thr Lys Leu
 225         230         235         240
Glu Ile Lys Arg Ala Glu Pro Lys Ser Cys Asp Lys Thr His Thr Cys
 245         250         255
Pro Pro Cys Pro Ala Pro Glu Leu Leu Gly Gly Pro Ser Val Phe Leu
 260         265         270
Phe Pro Pro Lys Pro Lys Asp Thr Leu Met Ile Ser Arg Thr Pro Glu
 275         280         285
Val Thr Cys Val Val Val Asp Val Ser His Glu Asp Pro Glu Val Lys
 290         295         300

```

-continued

---

Phe Asn Trp Tyr Val Asp Gly Val Glu Val His Asn Ala Lys Thr Lys  
 305 310 315 320

Pro Arg Glu Glu Gln Tyr Asn Ser Thr Tyr Arg Val Val Ser Val Leu  
 325 330 335

Thr Val Leu His Gln Asp Trp Leu Asn Gly Lys Glu Tyr Lys Cys Lys  
 340 345 350

Val Ser Asn Lys Ala Leu Pro Ala Pro Ile Glu Lys Thr Ile Ser Lys  
 355 360 365

Ala Lys Gly Gln Pro Arg Glu Pro Gln Val Tyr Thr Leu Pro Pro Ser  
 370 375 380

Arg Asp Glu Leu Thr Lys Asn Gln Val Ser Leu Thr Cys Leu Val Lys  
 385 390 395 400

Gly Phe Tyr Pro Ser Asp Ile Ala Val Glu Trp Glu Ser Asn Gly Gln  
 405 410 415

Pro Glu Asn Asn Tyr Lys Thr Thr Pro Pro Val Leu Asp Ser Asp Gly  
 420 425 430

Ser Phe Phe Leu Tyr Ser Lys Leu Thr Val Asp Lys Ser Arg Trp Gln  
 435 440 445

Gln Gly Asn Val Phe Ser Cys Ser Val Met His Glu Ala Leu His Asn  
 450 455 460

His Tyr Thr Gln Lys Ser Leu Ser Leu Ser Pro Gly Lys Lys Asp Pro  
 465 470 475 480

Lys

<210> SEQ ID NO 83  
 <211> LENGTH: 1503  
 <212> TYPE: DNA  
 <213> ORGANISM: Artificial Sequence  
 <220> FEATURE:  
 <223> OTHER INFORMATION: Synthetic

<400> SEQUENCE: 83

```

ctgctggtga cttcactcct gctctgtgaa cttccccatc ccgcttttct cctgatcccc    60
gacacccaag tccagctggt gcaaacgcca gcagaagtga agaagcctgg atcctctgtg    120
aaggctcagct gcaaggcctc tggaggtacc ttcagctctt acgcaatttc ttgggtgcgc    180
caggctcccc ggcagggact ggagtgatg ggaggaatca tcccgatcct tggtagcctg    240
aattacgccc agaaatttca gggtcgggtg accatcaccc cagacgagtc aacctcaacc    300
gcttacatgg aactttctag cctccgcagc gaggacaccg ccgttacta ttgcgcaaga    360
tggggtggtg gtgccttoga catttgggga cagggcacta tggtcaccgt gagctccggt    420
ggaggaggat ctggcggagg agggctcaggc ggaggtgggt cagagattgt gctgaccag    480
tcaccgggga ctctgtccct ttctcctggt gagcgcgcta ctctgtcttg tagggcctca    540
caatcagtgg gcgctatct cgcctggtat cagcagaaac cagggcaggc ccctaggctt    600
ctcatctacg acgcctccaa ccgggcaact ggcattccag cccgcttcag cggaagcgga    660
tccggaaccg actttactct gactatctcc tcaactggaac cggaggactt cgcagtgtac    720
tactgccagc agcgggaataa ctggccaccg atgtacactt tcggacaggg gaccaagctg    780
gagatcaagc gcgctgaacc caagtcatgc gataagaccc acacttgtcc accctgtcca    840
gcccctgaac tgctcggagg tccgtcagtg tttcttttcc cgccaaagcc taaggacact    900
ctgatgatct ctcggacccc tgaagtgact tgcgtcgtcg tggacgtgtc acacgaggat    960
cccgagtgga agttcaactg gtatgtggac ggggtggaag tgcataatgc taagaccaag   1020
    
```

-continued

---

```

cccagggagg aacaatacaa ctcaacctac cgcgtggtgt ccgtgctcac cgtccttcat 1080
caagactggc tgaacggaaa agagtataag tgcaaagtct ccaataaggc tctgccagcc 1140
cctatcgaaa agaccatttc aaaggccaag gggcagccta gagagcccca agtgtacacc 1200
cttctccct caagagatga gctcactaag aatcagggtca gcctgacttg tcttgtgaaa 1260
ggcttctatc ccagcgatat tgccgtcgaa tgggaaagca atggacaacc agagaacaac 1320
tacaagacca ccccgctgt gctggactcc gacggctett tcttcttta ctcaaagctg 1380
accgtcgata agagccggtg gcaacagggg aatgtgttca gctgctccgt catgcacgag 1440
gctctccata accactacac ccagaaaagc ctgtctcttt ctccgggcaa aaaggaccca 1500
aag 1503

```

```

<210> SEQ ID NO 84
<211> LENGTH: 479
<212> TYPE: PRT
<213> ORGANISM: Artificial Sequence
<220> FEATURE:
<223> OTHER INFORMATION: Synthetic

```

```

<400> SEQUENCE: 84

```

```

Gln Val Gln Leu Val Gln Ser Gly Ala Glu Val Lys Lys Pro Gly Ser
1          5          10          15
Ser Val Lys Val Ser Cys Lys Ala Ser Gly Gly Thr Phe Ser Ser Tyr
20          25          30
Ala Ile Ser Trp Val Arg Gln Ala Pro Gly Gln Gly Leu Glu Trp Met
35          40          45
Gly Gly Ile Ile Pro Ile Leu Gly Thr Ala Asn Tyr Ala Gln Lys Phe
50          55          60
Gln Gly Arg Val Thr Ile Thr Ala Asp Glu Ser Thr Ser Thr Ala Tyr
65          70          75          80
Met Glu Leu Ser Ser Leu Arg Ser Glu Asp Thr Ala Val Tyr Tyr Cys
85          90          95
Ala Arg Trp Gly Gly Gly Ala Phe Asp Ile Trp Gly Gln Gly Thr Met
100         105         110
Val Thr Val Ser Ser Gly Gly Gly Gly Ser Gly Gly Gly Ser Gly
115         120         125
Gly Gly Gly Ser Glu Ile Val Leu Thr Gln Ser Pro Gly Thr Leu Ser
130         135         140
Leu Ser Pro Gly Glu Arg Ala Thr Leu Ser Cys Arg Ala Ser Gln Ser
145         150         155         160
Val Gly Gly Tyr Leu Ala Trp Tyr Gln Gln Lys Pro Gly Gln Ala Pro
165         170         175
Arg Leu Leu Ile Tyr Asp Ala Ser Asn Arg Ala Thr Gly Ile Pro Ala
180         185         190
Arg Phe Ser Gly Ser Gly Ser Gly Thr Asp Phe Thr Leu Thr Ile Ser
195         200         205
Ser Leu Glu Pro Glu Asp Phe Ala Val Tyr Tyr Cys Gln Gln Arg Asn
210         215         220
Asn Trp Pro Pro Met Tyr Thr Phe Gly Gln Gly Thr Lys Leu Glu Ile
225         230         235         240
Lys Arg Ala Glu Pro Lys Ser Cys Asp Lys Thr His Thr Cys Pro Pro
245         250         255
Cys Pro Ala Pro Glu Leu Leu Gly Gly Pro Ser Val Phe Leu Phe Pro
260         265         270

```

-continued

---

Pro Lys Pro Lys Asp Thr Leu Met Ile Ser Arg Thr Pro Glu Val Thr  
 275 280 285  
 Cys Val Val Val Asp Val Ser His Glu Asp Pro Glu Val Lys Phe Asn  
 290 295 300  
 Trp Tyr Val Asp Gly Val Glu Val His Asn Ala Lys Thr Lys Pro Arg  
 305 310 315 320  
 Glu Glu Gln Tyr Asn Ser Thr Tyr Arg Val Val Ser Val Leu Thr Val  
 325 330 335  
 Leu His Gln Asp Trp Leu Asn Gly Lys Glu Tyr Lys Cys Lys Val Ser  
 340 345 350  
 Asn Lys Ala Leu Pro Ala Pro Ile Glu Lys Thr Ile Ser Lys Ala Lys  
 355 360 365  
 Gly Gln Pro Arg Glu Pro Gln Val Tyr Thr Leu Pro Pro Ser Arg Asp  
 370 375 380  
 Glu Leu Thr Lys Asn Gln Val Ser Leu Thr Cys Leu Val Lys Gly Phe  
 385 390 395 400  
 Tyr Pro Ser Asp Ile Ala Val Glu Trp Glu Ser Asn Gly Gln Pro Glu  
 405 410 415  
 Asn Asn Tyr Lys Thr Thr Pro Pro Val Leu Asp Ser Asp Gly Ser Phe  
 420 425 430  
 Phe Leu Tyr Ser Lys Leu Thr Val Asp Lys Ser Arg Trp Gln Gln Gly  
 435 440 445  
 Asn Val Phe Ser Cys Ser Val Met His Glu Ala Leu His Asn His Tyr  
 450 455 460  
 Thr Gln Lys Ser Leu Ser Leu Ser Pro Gly Lys Lys Asp Pro Lys  
 465 470 475

<210> SEQ ID NO 85  
 <211> LENGTH: 4  
 <212> TYPE: DNA  
 <213> ORGANISM: Artificial Sequence  
 <220> FEATURE:  
 <223> OTHER INFORMATION: Synthetic

<400> SEQUENCE: 85

aaaa

4

<210> SEQ ID NO 86  
 <211> LENGTH: 4  
 <212> TYPE: DNA  
 <213> ORGANISM: Artificial Sequence  
 <220> FEATURE:  
 <223> OTHER INFORMATION: Synthetic

<400> SEQUENCE: 86

aaaa

4

<210> SEQ ID NO 87  
 <211> LENGTH: 4  
 <212> TYPE: DNA  
 <213> ORGANISM: Artificial Sequence  
 <220> FEATURE:  
 <223> OTHER INFORMATION: Synthetic

<400> SEQUENCE: 87

aaaa

4

<210> SEQ ID NO 88  
 <211> LENGTH: 4  
 <212> TYPE: DNA

-continued

---

<213> ORGANISM: Artificial Sequence  
<220> FEATURE:  
<223> OTHER INFORMATION: Synthetic

<400> SEQUENCE: 88

aaaa

4

<210> SEQ ID NO 89  
<211> LENGTH: 4  
<212> TYPE: DNA  
<213> ORGANISM: Artificial Sequence  
<220> FEATURE:  
<223> OTHER INFORMATION: Synthetic

<400> SEQUENCE: 89

aaaa

4

<210> SEQ ID NO 90  
<211> LENGTH: 4  
<212> TYPE: DNA  
<213> ORGANISM: Artificial Sequence  
<220> FEATURE:  
<223> OTHER INFORMATION: Synthetic

<400> SEQUENCE: 90

aaaa

4

<210> SEQ ID NO 91  
<211> LENGTH: 4  
<212> TYPE: PRT  
<213> ORGANISM: Artificial Sequence  
<220> FEATURE:  
<223> OTHER INFORMATION: Synthetic

<400> SEQUENCE: 91

Ala Ala Ala Ala  
1

<210> SEQ ID NO 92  
<211> LENGTH: 4  
<212> TYPE: PRT  
<213> ORGANISM: Artificial Sequence  
<220> FEATURE:  
<223> OTHER INFORMATION: Synthetic

<400> SEQUENCE: 92

Ala Ala Ala Ala  
1

<210> SEQ ID NO 93  
<211> LENGTH: 4  
<212> TYPE: PRT  
<213> ORGANISM: Artificial Sequence  
<220> FEATURE:  
<223> OTHER INFORMATION: Synthetic

<400> SEQUENCE: 93

Ala Ala Ala Ala  
1

<210> SEQ ID NO 94  
<211> LENGTH: 4  
<212> TYPE: PRT  
<213> ORGANISM: Artificial Sequence  
<220> FEATURE:  
<223> OTHER INFORMATION: Synthetic

-continued

---

&lt;400&gt; SEQUENCE: 94

Ala Ala Ala Ala  
1<210> SEQ ID NO 95  
<211> LENGTH: 4  
<212> TYPE: PRT  
<213> ORGANISM: Artificial Sequence  
<220> FEATURE:  
<223> OTHER INFORMATION: Synthetic

&lt;400&gt; SEQUENCE: 95

Ala Ala Ala Ala  
1<210> SEQ ID NO 96  
<211> LENGTH: 4  
<212> TYPE: PRT  
<213> ORGANISM: Artificial Sequence  
<220> FEATURE:  
<223> OTHER INFORMATION: Synthetic

&lt;400&gt; SEQUENCE: 96

Ala Ala Ala Ala  
1<210> SEQ ID NO 97  
<211> LENGTH: 4  
<212> TYPE: PRT  
<213> ORGANISM: Artificial Sequence  
<220> FEATURE:  
<223> OTHER INFORMATION: Synthetic

&lt;400&gt; SEQUENCE: 97

Ala Ala Ala Ala  
1<210> SEQ ID NO 98  
<211> LENGTH: 4  
<212> TYPE: PRT  
<213> ORGANISM: Artificial Sequence  
<220> FEATURE:  
<223> OTHER INFORMATION: Synthetic

&lt;400&gt; SEQUENCE: 98

Ala Ala Ala Ala  
1<210> SEQ ID NO 99  
<211> LENGTH: 4  
<212> TYPE: PRT  
<213> ORGANISM: Artificial Sequence  
<220> FEATURE:  
<223> OTHER INFORMATION: Synthetic

&lt;400&gt; SEQUENCE: 99

Ala Ala Ala Ala  
1<210> SEQ ID NO 100  
<211> LENGTH: 4  
<212> TYPE: PRT  
<213> ORGANISM: Artificial Sequence  
<220> FEATURE:  
<223> OTHER INFORMATION: Synthetic

&lt;400&gt; SEQUENCE: 100

-continued

---

Ala Ala Ala Ala  
1

<210> SEQ ID NO 101  
<211> LENGTH: 4  
<212> TYPE: PRT  
<213> ORGANISM: Artificial Sequence  
<220> FEATURE:  
<223> OTHER INFORMATION: Synthetic

<400> SEQUENCE: 101

Ala Ala Ala Ala  
1

<210> SEQ ID NO 102  
<211> LENGTH: 4  
<212> TYPE: PRT  
<213> ORGANISM: Artificial Sequence  
<220> FEATURE:  
<223> OTHER INFORMATION: Synthetic

<400> SEQUENCE: 102

Ala Ala Ala Ala  
1

<210> SEQ ID NO 103  
<211> LENGTH: 4  
<212> TYPE: PRT  
<213> ORGANISM: Artificial Sequence  
<220> FEATURE:  
<223> OTHER INFORMATION: Synthetic

<400> SEQUENCE: 103

Ala Ala Ala Ala  
1

<210> SEQ ID NO 104  
<211> LENGTH: 4  
<212> TYPE: PRT  
<213> ORGANISM: Artificial Sequence  
<220> FEATURE:  
<223> OTHER INFORMATION: Synthetic

<400> SEQUENCE: 104

Ala Ala Ala Ala  
1

<210> SEQ ID NO 105  
<211> LENGTH: 4  
<212> TYPE: PRT  
<213> ORGANISM: Artificial Sequence  
<220> FEATURE:  
<223> OTHER INFORMATION: Synthetic

<400> SEQUENCE: 105

Ala Ala Ala Ala  
1

<210> SEQ ID NO 106  
<211> LENGTH: 4  
<212> TYPE: PRT  
<213> ORGANISM: Artificial Sequence  
<220> FEATURE:  
<223> OTHER INFORMATION: Synthetic

<400> SEQUENCE: 106

-continued

---

Ala Ala Ala Ala  
1

<210> SEQ ID NO 107  
<211> LENGTH: 4  
<212> TYPE: PRT  
<213> ORGANISM: Artificial Sequence  
<220> FEATURE:  
<223> OTHER INFORMATION: Synthetic  
  
<400> SEQUENCE: 107

Ala Ala Ala Ala  
1

<210> SEQ ID NO 108  
<211> LENGTH: 4  
<212> TYPE: PRT  
<213> ORGANISM: Artificial Sequence  
<220> FEATURE:  
<223> OTHER INFORMATION: Synthetic  
  
<400> SEQUENCE: 108

Ala Ala Ala Ala  
1

<210> SEQ ID NO 109  
<211> LENGTH: 4  
<212> TYPE: PRT  
<213> ORGANISM: Artificial Sequence  
<220> FEATURE:  
<223> OTHER INFORMATION: Synthetic  
  
<400> SEQUENCE: 109

Ala Ala Ala Ala  
1

<210> SEQ ID NO 110  
<211> LENGTH: 4  
<212> TYPE: PRT  
<213> ORGANISM: Artificial Sequence  
<220> FEATURE:  
<223> OTHER INFORMATION: Synthetic  
  
<400> SEQUENCE: 110

Ala Ala Ala Ala  
1

<210> SEQ ID NO 111  
<211> LENGTH: 4  
<212> TYPE: PRT  
<213> ORGANISM: Artificial Sequence  
<220> FEATURE:  
<223> OTHER INFORMATION: Synthetic  
  
<400> SEQUENCE: 111

Ala Ala Ala Ala  
1

<210> SEQ ID NO 112  
<211> LENGTH: 4  
<212> TYPE: PRT  
<213> ORGANISM: Artificial Sequence  
<220> FEATURE:  
<223> OTHER INFORMATION: Synthetic  
  
<400> SEQUENCE: 112

Ala Ala Ala Ala



-continued

1

<210> SEQ ID NO 113  
 <211> LENGTH: 4  
 <212> TYPE: PRT  
 <213> ORGANISM: Artificial Sequence  
 <220> FEATURE:  
 <223> OTHER INFORMATION: Synthetic

<400> SEQUENCE: 113

Ala Ala Ala Ala

1

<210> SEQ ID NO 114  
 <211> LENGTH: 4  
 <212> TYPE: PRT  
 <213> ORGANISM: Artificial Sequence  
 <220> FEATURE:  
 <223> OTHER INFORMATION: Synthetic

<400> SEQUENCE: 114

Ala Ala Ala Ala

1

<210> SEQ ID NO 115  
 <211> LENGTH: 15  
 <212> TYPE: PRT  
 <213> ORGANISM: Artificial Sequence  
 <220> FEATURE:  
 <223> OTHER INFORMATION: Synthetic

<400> SEQUENCE: 115

Gly Gly Gly Gly Ser Gly Gly Gly Gly Ser Gly Gly Gly Gly Ser  
 1 5 10 15

<210> SEQ ID NO 116  
 <211> LENGTH: 366  
 <212> TYPE: DNA  
 <213> ORGANISM: Artificial Sequence  
 <220> FEATURE:  
 <223> OTHER INFORMATION: Synthetic

<400> SEQUENCE: 116

caggtacagc tgcagcagtc aggggctgag gtgaagaagc ctggatcctc agtgaaggtc 60  
 tcctgcaagg cttctggagg caccttcagc agctatgeta tcagctgggt gcgacaggcc 120  
 cctggacaag ggcttgagtg gatgggaggg atcatcccta tccttggtat agcaaaactac 180  
 gcacagaagt tccagggcag agtcacgatt accgcggacg aatccacgag cacagcctac 240  
 atggagctga gcagcctgag atctgaggac acggccgtgt attactgtgc gagaggaggg 300  
 gcgggagggt cggggagtta ttatccctc atctggggcc aagggaccac ggtcacctgc 360  
 tcctca 366

<210> SEQ ID NO 117  
 <211> LENGTH: 333  
 <212> TYPE: DNA  
 <213> ORGANISM: Artificial Sequence  
 <220> FEATURE:  
 <223> OTHER INFORMATION: Synthetic

<400> SEQUENCE: 117

gaaattgtgt tgaagcagtc tccagccacc ctgtctttgt ctccagggga aagagccacc 60  
 ctctcctgcy gggccagtc gagtgtagc agcagctact tagcctggta ccagcagaaa 120

-continued

---

```

cctggccagg ctcccaggct cctcatctat gatgcaccca gcagggccac tggcatcccc 180
gccagggttca gtggcagtggt gtctgggaca gacttcactc tcaccatcag cagcctagag 240
cctgaagatt ttgcagttta ttactgtcag cagcgtagta gctggcctcc cacgtggacg 300
ttcggccaag ggaccaagct ggaaatcaaa cgt 333

```

```

<210> SEQ ID NO 118
<211> LENGTH: 357
<212> TYPE: DNA
<213> ORGANISM: Artificial Sequence
<220> FEATURE:
<223> OTHER INFORMATION: Synthetic

```

```

<400> SEQUENCE: 118

```

```

caggtacagc tgcagcagtc aggggctgag gtgaagaagc ctgggtcctc ggtgaaggtc 60
tcttgcaagg cttctggagg caccttcagc agctatgcta tcagctgggt gcgacaggcc 120
cctggacaag ggctcgagtg gatgggaggg atcatcccta tccttggtat agcaaaactac 180
gcacagaagt tccagggcag agtcacgatt accgcggacg aatccacgag cacagcctac 240
atggagctga gcagcctgag atctgaggac acggccgtgt attactgtgc aacaggtggt 300
tcgggggat atgctttgga tatctggggc caagggacaa tggtcaccgt ctcttca 357

```

```

<210> SEQ ID NO 119
<211> LENGTH: 330
<212> TYPE: DNA
<213> ORGANISM: Artificial Sequence
<220> FEATURE:
<223> OTHER INFORMATION: Synthetic

```

```

<400> SEQUENCE: 119

```

```

gaaattgtgt tgacgcagtc tccagccacc ctgtccttgt ctccaggga aagagccacc 60
ctctcctgca gggccagtca gactgttagc agctacttag cctggtacca acagaaacct 120
ggccaggctc ccaggctcct catctatgat gcatccaaca gggccaactgg catcccagcc 180
aggttcagtg gcagtgggtc tgggacagac ttcactctca ccatcagcag cctagagcct 240
gaagatttg cagtttatta ctgtcagcag cgtagcaact ggcctccgct gtacactttt 300
ggccagggga ccaagctgga gatcaaacgt 330

```

```

<210> SEQ ID NO 120
<211> LENGTH: 351
<212> TYPE: DNA
<213> ORGANISM: Artificial Sequence
<220> FEATURE:
<223> OTHER INFORMATION: Synthetic

```

```

<400> SEQUENCE: 120

```

```

caggtgcagc tggtgcaatc tggggctgag gtgaagaagc ctgggtcctc ggtgaaggtc 60
tcttgcaagg cttctggagg caccttcagc agctatgcta tcagctgggt gcgacaggcc 120
cctggacaag ggcttgagtg gatgggaggg atcatcccta tccttggtac agcaaaactac 180
gcacagaagt tccagggcag agtcacgatt accgcggacg aatccacgag cacagcctac 240
atggagctga gcagcctgag atctgaggac acggccgtgt attactgtgc gagatggggt 300
gggggagctt ttgatctctg gggccaaggg acaatgggtca ccgtctcttc a 351

```

```

<210> SEQ ID NO 121
<211> LENGTH: 330
<212> TYPE: DNA
<213> ORGANISM: Artificial Sequence

```

-continued

&lt;220&gt; FEATURE:

&lt;223&gt; OTHER INFORMATION: Synthetic

&lt;400&gt; SEQUENCE: 121

```

gaaattgtgt tgacgcagtc tccaggcacc ctgtctttgt ctccagggga aagagccacc      60
ctctcctgca gggccagtc gagtgttggg ggctacttag cctggtagca acagaaacct      120
ggccaggctc ccaggctcct catctatgat gcaccaaca gggccaccgg catcccagcc      180
aggttcagtg gcagtgggtc tgggacagac ttcactctca ccatcagcag cctagagcct      240
gaagattttg cagtttatta ctgtcagcag cgtaacaact ggctccgat gtacactttt      300
ggccagggga ccaagctgga aatcaaactg

```

&lt;210&gt; SEQ ID NO 122

&lt;211&gt; LENGTH: 466

&lt;212&gt; TYPE: PRT

&lt;213&gt; ORGANISM: Artificial Sequence

&lt;220&gt; FEATURE:

&lt;223&gt; OTHER INFORMATION: Synthetic

&lt;400&gt; SEQUENCE: 122

```

Gln Val Gln Leu Gln Gln Ser Gly Ala Glu Val Lys Lys Pro Gly Ser
 1                               5 10 15
Ser Val Lys Val Ser Cys Lys Ala Ser Gly Gly Thr Phe Ser Ser Tyr
 20 25 30
Ala Ile Ser Trp Val Arg Gln Ala Pro Gly Gln Gly Leu Glu Trp Met
 35 40 45
Gly Gly Ile Ile Pro Ile Leu Gly Ile Ala Asn Tyr Ala Gln Lys Phe
 50 55 60
Gln Gly Arg Val Thr Ile Thr Ala Asp Glu Ser Thr Ser Thr Ala Tyr
 65 70 75 80
Met Glu Leu Ser Ser Leu Arg Ser Glu Asp Thr Ala Val Tyr Tyr Cys
 85 90 95
Ala Thr Gly Gly Ser Gly Arg Tyr Ala Leu Asp Ile Trp Gly Gln Gly
 100 105 110
Thr Met Val Thr Val Ser Ser Gly Gly Gly Gly Ser Gly Gly Gly Gly
 115 120 125
Ser Gly Gly Gly Gly Ser Glu Ile Val Leu Thr Gln Ser Pro Ala Thr
 130 135 140
Leu Ser Leu Ser Pro Gly Glu Arg Ala Thr Leu Ser Cys Arg Ala Ser
 145 150 155 160
Gln Ser Val Ser Ser Tyr Leu Ala Trp Tyr Gln Gln Lys Pro Gly Gln
 165 170 175
Ala Pro Arg Leu Leu Ile Tyr Asp Ala Ser Asn Arg Ala Thr Gly Ile
 180 185 190
Pro Ala Arg Phe Ser Gly Ser Gly Ser Gly Thr Asp Phe Thr Leu Thr
 195 200 205
Ile Ser Ser Leu Glu Pro Glu Asp Phe Ala Val Tyr Tyr Cys Gln Gln
 210 215 220
Arg Ser Asn Trp Pro Pro Ser Tyr Thr Phe Gly Gln Gly Thr Lys Leu
 225 230 235 240
Glu Ile Lys Arg Ala Ala Ala Ile Glu Val Met Tyr Pro Pro Tyr
 245 250 255
Leu Asp Asn Glu Lys Ser Asn Gly Thr Ile Ile His Val Lys Gly Lys
 260 265 270
His Leu Cys Pro Ser Pro Leu Phe Pro Gly Pro Ser Lys Pro Phe Trp

```

-continued

275					280					285					
Val	Leu	Val	Val	Val	Gly	Gly	Val	Leu	Ala	Cys	Tyr	Ser	Leu	Leu	Val
290					295						300				
Thr	Val	Ala	Phe	Ile	Ile	Phe	Trp	Val	Arg	Ser	Lys	Arg	Ser	Arg	Leu
305				310						315					320
Leu	His	Ser	Asp	Tyr	Met	Asn	Met	Thr	Pro	Arg	Arg	Pro	Gly	Pro	Thr
				325						330				335	
Arg	Lys	His	Tyr	Gln	Pro	Tyr	Ala	Pro	Pro	Arg	Asp	Phe	Ala	Ala	Tyr
			340					345					350		
Arg	Ser	Arg	Val	Lys	Phe	Ser	Arg	Ser	Ala	Asp	Ala	Pro	Ala	Tyr	Gln
		355					360						365		
Gln	Gly	Gln	Asn	Gln	Leu	Tyr	Asn	Glu	Leu	Asn	Leu	Gly	Arg	Arg	Glu
370						375					380				
Glu	Tyr	Asp	Val	Leu	Asp	Lys	Arg	Arg	Gly	Arg	Asp	Pro	Glu	Met	Gly
385					390					395					400
Gly	Lys	Pro	Arg	Arg	Lys	Asn	Pro	Gln	Glu	Gly	Leu	Tyr	Asn	Glu	Leu
				405					410						415
Gln	Lys	Asp	Lys	Met	Ala	Glu	Ala	Tyr	Ser	Glu	Ile	Gly	Met	Lys	Gly
			420					425						430	
Glu	Arg	Arg	Arg	Gly	Lys	Gly	His	Asp	Gly	Leu	Tyr	Gln	Gly	Leu	Ser
			435				440						445		
Thr	Ala	Thr	Lys	Asp	Thr	Tyr	Asp	Ala	Leu	His	Met	Gln	Ala	Leu	Pro
450						455					460				
Pro	Arg														
465															
<210> SEQ ID NO 123															
<211> LENGTH: 470															
<212> TYPE: PRT															
<213> ORGANISM: Artificial Sequence															
<220> FEATURE:															
<223> OTHER INFORMATION: Synthetic															
<400> SEQUENCE: 123															
Gln	Val	Gln	Leu	Gln	Gln	Ser	Gly	Ala	Glu	Val	Lys	Lys	Pro	Gly	Ser
1				5					10					15	
Ser	Val	Lys	Val	Ser	Cys	Lys	Ala	Ser	Gly	Gly	Thr	Phe	Ser	Ser	Tyr
		20						25					30		
Ala	Ile	Ser	Trp	Val	Arg	Gln	Ala	Pro	Gly	Gln	Gly	Leu	Glu	Trp	Met
		35					40						45		
Gly	Gly	Ile	Ile	Pro	Ile	Leu	Gly	Ile	Ala	Asn	Tyr	Ala	Gln	Lys	Phe
	50					55					60				
Gln	Gly	Arg	Val	Thr	Ile	Thr	Ala	Asp	Glu	Ser	Thr	Ser	Thr	Ala	Tyr
65					70					75					80
Met	Glu	Leu	Ser	Ser	Leu	Arg	Ser	Glu	Asp	Thr	Ala	Val	Tyr	Tyr	Cys
			85						90					95	
Ala	Thr	Gly	Gly	Ser	Gly	Arg	Tyr	Ala	Leu	Asp	Ile	Trp	Gly	Gln	Gly
			100					105						110	
Thr	Met	Val	Thr	Val	Ser	Ser	Gly	Gly	Gly	Gly	Ser	Gly	Gly	Gly	Gly
		115					120						125		
Ser	Gly	Gly	Gly	Gly	Ser	Glu	Ile	Val	Leu	Thr	Gln	Ser	Pro	Ala	Thr
			130			135					140				
Leu	Ser	Leu	Ser	Pro	Gly	Glu	Arg	Ala	Thr	Leu	Ser	Cys	Arg	Ala	Ser
145					150					155					160
Gln	Ser	Val	Ser	Ser	Tyr	Leu	Ala	Trp	Tyr	Gln	Gln	Lys	Pro	Gly	Gln

-continued

165				170				175							
Ala	Pro	Arg	Leu	Leu	Ile	Tyr	Asp	Ala	Ser	Asn	Arg	Ala	Thr	Gly	Ile
			180							185				190	
Pro	Ala	Arg	Phe	Ser	Gly	Ser	Gly	Ser	Gly	Thr	Asp	Phe	Thr	Leu	Thr
		195					200						205		
Ile	Ser	Ser	Leu	Glu	Pro	Glu	Asp	Phe	Ala	Val	Tyr	Tyr	Cys	Gln	Gln
	210					215					220				
Arg	Ser	Asn	Trp	Pro	Pro	Ser	Tyr	Thr	Phe	Gly	Gln	Gly	Thr	Lys	Leu
	225				230					235					240
Glu	Ile	Lys	Arg	Ala	Ala	Ala	Thr	Thr	Thr	Pro	Ala	Pro	Arg	Pro	Pro
			245							250				255	
Thr	Pro	Ala	Pro	Thr	Ile	Ala	Ser	Gln	Pro	Leu	Ser	Leu	Arg	Pro	Glu
		260							265				270		
Ala	Cys	Arg	Pro	Ala	Ala	Gly	Gly	Ala	Val	His	Thr	Arg	Gly	Leu	Asp
		275					280						285		
Phe	Ala	Cys	Asp	Ile	Tyr	Ile	Trp	Ala	Pro	Leu	Ala	Gly	Thr	Cys	Gly
	290					295					300				
Val	Leu	Leu	Leu	Ser	Leu	Val	Ile	Thr	Leu	Tyr	Cys	Lys	Arg	Gly	Arg
	305				310					315					320
Lys	Lys	Leu	Leu	Tyr	Ile	Phe	Lys	Gln	Pro	Phe	Met	Arg	Pro	Val	Gln
			325						330					335	
Thr	Thr	Gln	Glu	Glu	Asp	Gly	Cys	Ser	Cys	Arg	Phe	Pro	Glu	Glu	Glu
		340							345				350		
Glu	Gly	Gly	Cys	Glu	Leu	Arg	Val	Lys	Phe	Ser	Arg	Ser	Ala	Asp	Ala
		355					360						365		
Pro	Ala	Tyr	Lys	Gln	Gly	Gln	Asn	Gln	Leu	Tyr	Asn	Glu	Leu	Asn	Leu
	370					375					380				
Gly	Arg	Arg	Glu	Glu	Tyr	Asp	Val	Leu	Asp	Lys	Arg	Arg	Gly	Arg	Asp
	385				390					395					400
Pro	Glu	Met	Gly	Gly	Lys	Pro	Arg	Arg	Lys	Asn	Pro	Gln	Glu	Gly	Leu
			405						410					415	
Tyr	Asn	Glu	Leu	Gln	Lys	Asp	Lys	Met	Ala	Glu	Ala	Tyr	Ser	Glu	Ile
		420							425				430		
Gly	Met	Lys	Gly	Glu	Arg	Arg	Arg	Gly	Lys	Gly	His	Asp	Gly	Leu	Tyr
		435					440						445		
Gln	Gly	Leu	Ser	Thr	Ala	Thr	Lys	Asp	Thr	Tyr	Asp	Ala	Leu	His	Met
	450					455					460				
Gln	Ala	Leu	Pro	Pro	Arg										
	465				470										

&lt;210&gt; SEQ ID NO 124

&lt;211&gt; LENGTH: 530

&lt;212&gt; TYPE: PRT

&lt;213&gt; ORGANISM: Artificial Sequence

&lt;220&gt; FEATURE:

&lt;223&gt; OTHER INFORMATION: Synthetic

&lt;400&gt; SEQUENCE: 124

Gln	Val	Gln	Leu	Gln	Gln	Ser	Gly	Ala	Glu	Val	Lys	Lys	Pro	Gly	Ser
1			5						10				15		
Ser	Val	Lys	Val	Ser	Cys	Lys	Ala	Ser	Gly	Gly	Thr	Phe	Ser	Ser	Tyr
		20					25						30		
Ala	Ile	Ser	Trp	Val	Arg	Gln	Ala	Pro	Gly	Gln	Gly	Leu	Glu	Trp	Met
		35					40						45		
Gly	Gly	Ile	Ile	Pro	Ile	Leu	Gly	Ile	Ala	Asn	Tyr	Ala	Gln	Lys	Phe

-continued

50	55	60																	
Gln	Gly	Arg	Val	Thr	Ile	Thr	Ala	Asp	Glu	Ser	Thr	Ser	Thr	Ala	Tyr				
65					70					75					80				
Met	Glu	Leu	Ser	Ser	Leu	Arg	Ser	Glu	Asp	Thr	Ala	Val	Tyr	Tyr	Cys				
			85						90					95					
Ala	Thr	Gly	Gly	Ser	Gly	Arg	Tyr	Ala	Leu	Asp	Ile	Trp	Gly	Gln	Gly				
			100					105					110						
Thr	Met	Val	Thr	Val	Ser	Ser	Gly	Gly	Gly	Gly	Ser	Gly	Gly	Gly	Gly				
		115					120					125							
Ser	Gly	Gly	Gly	Gly	Ser	Glu	Ile	Val	Leu	Thr	Gln	Ser	Pro	Ala	Thr				
	130					135					140								
Leu	Ser	Leu	Ser	Pro	Gly	Glu	Arg	Ala	Thr	Leu	Ser	Cys	Arg	Ala	Ser				
145					150					155					160				
Gln	Ser	Val	Ser	Ser	Tyr	Leu	Ala	Trp	Tyr	Gln	Gln	Lys	Pro	Gly	Gln				
			165						170					175					
Ala	Pro	Arg	Leu	Leu	Ile	Tyr	Asp	Ala	Ser	Asn	Arg	Ala	Thr	Gly	Ile				
		180					185						190						
Pro	Ala	Arg	Phe	Ser	Gly	Ser	Gly	Ser	Gly	Thr	Asp	Phe	Thr	Leu	Thr				
		195					200					205							
Ile	Ser	Ser	Leu	Glu	Pro	Glu	Asp	Phe	Ala	Val	Tyr	Tyr	Cys	Gln	Gln				
	210					215					220								
Arg	Ser	Asn	Trp	Pro	Pro	Ser	Tyr	Thr	Phe	Gly	Gln	Gly	Thr	Lys	Leu				
225					230					235					240				
Glu	Ile	Lys	Arg	Ala	Ala	Ala	Phe	Val	Pro	Val	Phe	Leu	Pro	Ala	Lys				
			245						250					255					
Pro	Thr	Thr	Thr	Pro	Ala	Pro	Arg	Pro	Pro	Thr	Pro	Ala	Pro	Thr	Ile				
			260					265						270					
Ala	Ser	Gln	Pro	Leu	Ser	Leu	Arg	Pro	Glu	Ala	Cys	Arg	Pro	Ala	Ala				
		275					280					285							
Gly	Gly	Ala	Val	His	Thr	Arg	Gly	Leu	Asp	Phe	Ala	Cys	Asp	Ile	Tyr				
	290					295					300								
Ile	Trp	Ala	Pro	Leu	Ala	Gly	Thr	Cys	Gly	Val	Leu	Leu	Leu	Ser	Leu				
305					310					315					320				
Val	Ile	Thr	Leu	Tyr	Cys	Asn	His	Arg	Asn	Arg	Ser	Lys	Arg	Ser	Arg				
			325						330					335					
Leu	Leu	His	Ser	Asp	Tyr	Met	Asn	Met	Thr	Pro	Arg	Arg	Pro	Gly	Pro				
			340					345						350					
Thr	Arg	Lys	His	Tyr	Gln	Pro	Tyr	Ala	Pro	Pro	Arg	Asp	Phe	Ala	Ala				
		355					360					365							
Tyr	Arg	Ser	Arg	Phe	Ser	Val	Val	Lys	Arg	Gly	Arg	Lys	Lys	Leu	Leu				
	370					375					380								
Tyr	Ile	Phe	Lys	Gln	Pro	Phe	Met	Arg	Pro	Val	Gln	Thr	Thr	Gln	Glu				
385					390					395					400				
Glu	Asp	Gly	Cys	Ser	Cys	Arg	Phe	Pro	Glu	Glu	Glu	Glu	Gly	Gly	Cys				
			405						410					415					
Glu	Leu	Arg	Val	Lys	Phe	Ser	Arg	Ser	Ala	Asp	Ala	Pro	Ala	Tyr	Gln				
			420					425					430						
Gln	Gly	Gln	Asn	Gln	Leu	Tyr	Asn	Glu	Leu	Asn	Leu	Gly	Arg	Arg	Glu				
		435					440					445							
Glu	Tyr	Asp	Val	Leu	Asp	Lys	Arg	Arg	Gly	Arg	Asp	Pro	Glu	Met	Gly				
	450					455					460								
Gly	Lys	Pro	Arg	Arg	Lys	Asn	Pro	Gln	Glu	Gly	Leu	Tyr	Asn	Glu	Leu				
465					470					475					480				

-continued

Gln Lys Asp Lys Met Ala Glu Ala Tyr Ser Glu Ile Gly Met Lys Gly  
 485 490 495

Glu Arg Arg Arg Gly Lys Gly His Asp Gly Leu Tyr Gln Gly Leu Ser  
 500 505 510

Thr Ala Thr Lys Asp Thr Tyr Asp Ala Leu His Met Gln Ala Leu Pro  
 515 520 525

Pro Arg  
 530

<210> SEQ ID NO 125  
 <211> LENGTH: 470  
 <212> TYPE: PRT  
 <213> ORGANISM: Artificial Sequence  
 <220> FEATURE:  
 <223> OTHER INFORMATION: Synthetic

<400> SEQUENCE: 125

Gln Val Gln Leu Gln Gln Ser Gly Ala Glu Val Lys Lys Pro Gly Ser  
 1 5 10 15

Ser Val Lys Val Ser Cys Lys Ala Ser Gly Gly Thr Phe Ser Ser Tyr  
 20 25 30

Ala Ile Ser Trp Val Arg Gln Ala Pro Gly Gln Gly Leu Glu Trp Met  
 35 40 45

Gly Gly Ile Ile Pro Ile Leu Gly Ile Ala Asn Tyr Ala Gln Lys Phe  
 50 55 60

Gln Gly Arg Val Thr Ile Thr Ala Asp Glu Ser Thr Ser Thr Ala Tyr  
 65 70 75 80

Met Glu Leu Ser Ser Leu Arg Ser Glu Asp Thr Ala Val Tyr Tyr Cys  
 85 90 95

Ala Arg Gly Gly Ala Gly Gly Ser Gly Ser Tyr Tyr Pro Leu Ile Trp  
 100 105 110

Gly Gln Gly Thr Thr Val Thr Val Ser Ser Gly Gly Gly Gly Ser Gly  
 115 120 125

Gly Gly Gly Ser Gly Gly Gly Gly Ser Glu Ile Val Leu Thr Gln Ser  
 130 135 140

Pro Ala Thr Leu Ser Leu Ser Pro Gly Glu Arg Ala Thr Leu Ser Cys  
 145 150 155 160

Gly Ala Ser Gln Ser Val Ser Ser Ser Tyr Leu Ala Trp Tyr Gln Gln  
 165 170 175

Lys Pro Gly Gln Ala Pro Arg Leu Leu Ile Tyr Asp Ala Ser Ser Arg  
 180 185 190

Ala Thr Gly Ile Pro Ala Arg Phe Ser Gly Ser Gly Ser Gly Thr Asp  
 195 200 205

Phe Thr Leu Thr Ile Ser Ser Leu Glu Pro Glu Asp Phe Ala Val Tyr  
 210 215 220

Tyr Cys Gln Gln Arg Ser Ser Trp Pro Pro Thr Trp Thr Phe Gly Gln  
 225 230 235 240

Gly Thr Lys Leu Glu Ile Lys Arg Ala Ala Ala Ile Glu Val Met Tyr  
 245 250 255

Pro Pro Pro Tyr Leu Asp Asn Glu Lys Ser Asn Gly Thr Ile Ile His  
 260 265 270

Val Lys Gly Lys His Leu Cys Pro Ser Pro Leu Phe Pro Gly Pro Ser  
 275 280 285

Lys Pro Phe Trp Val Leu Val Val Val Gly Gly Val Leu Ala Cys Tyr  
 290 295 300

-continued

Ser Leu Leu Val Thr Val Ala Phe Ile Ile Phe Trp Val Arg Ser Lys  
 305 310 315 320

Arg Ser Arg Leu Leu His Ser Asp Tyr Met Asn Met Thr Pro Arg Arg  
 325 330 335

Pro Gly Pro Thr Arg Lys His Tyr Gln Pro Tyr Ala Pro Pro Arg Asp  
 340 345 350

Phe Ala Ala Tyr Arg Ser Arg Val Lys Phe Ser Arg Ser Ala Asp Ala  
 355 360 365

Pro Ala Tyr Gln Gln Gly Gln Asn Gln Leu Tyr Asn Glu Leu Asn Leu  
 370 375 380

Gly Arg Arg Glu Glu Tyr Asp Val Leu Asp Lys Arg Arg Gly Arg Asp  
 385 390 395 400

Pro Glu Met Gly Gly Lys Pro Arg Arg Lys Asn Pro Gln Glu Gly Leu  
 405 410 415

Tyr Asn Glu Leu Gln Lys Asp Lys Met Ala Glu Ala Tyr Ser Glu Ile  
 420 425 430

Gly Met Lys Gly Glu Arg Arg Arg Gly Lys Gly His Asp Gly Leu Tyr  
 435 440 445

Gln Gly Leu Ser Thr Ala Thr Lys Asp Thr Tyr Asp Ala Leu His Met  
 450 455 460

Gln Ala Leu Pro Pro Arg  
 465 470

&lt;210&gt; SEQ ID NO 126

&lt;211&gt; LENGTH: 474

&lt;212&gt; TYPE: PRT

&lt;213&gt; ORGANISM: Artificial Sequence

&lt;220&gt; FEATURE:

&lt;223&gt; OTHER INFORMATION: Synthetic

&lt;400&gt; SEQUENCE: 126

Gln Val Gln Leu Gln Gln Ser Gly Ala Glu Val Lys Lys Pro Gly Ser  
 1 5 10 15

Ser Val Lys Val Ser Cys Lys Ala Ser Gly Gly Thr Phe Ser Ser Tyr  
 20 25 30

Ala Ile Ser Trp Val Arg Gln Ala Pro Gly Gln Gly Leu Glu Trp Met  
 35 40 45

Gly Gly Ile Ile Pro Ile Leu Gly Ile Ala Asn Tyr Ala Gln Lys Phe  
 50 55 60

Gln Gly Arg Val Thr Ile Thr Ala Asp Glu Ser Thr Ser Thr Ala Tyr  
 65 70 75 80

Met Glu Leu Ser Ser Leu Arg Ser Glu Asp Thr Ala Val Tyr Tyr Cys  
 85 90 95

Ala Arg Gly Gly Ala Gly Gly Ser Gly Ser Tyr Tyr Pro Leu Ile Trp  
 100 105 110

Gly Gln Gly Thr Thr Val Thr Val Ser Ser Gly Gly Gly Ser Gly  
 115 120 125

Gly Gly Gly Ser Gly Gly Gly Ser Glu Ile Val Leu Thr Gln Ser  
 130 135 140

Pro Ala Thr Leu Ser Leu Ser Pro Gly Glu Arg Ala Thr Leu Ser Cys  
 145 150 155 160

Gly Ala Ser Gln Ser Val Ser Ser Ser Tyr Leu Ala Trp Tyr Gln Gln  
 165 170 175

Lys Pro Gly Gln Ala Pro Arg Leu Leu Ile Tyr Asp Ala Ser Ser Arg  
 180 185 190



-continued

Ala Thr Gly Ile Pro Ala Arg Phe Ser Gly Ser Gly Ser Gly Thr Asp  
 195 200 205

Phe Thr Leu Thr Ile Ser Ser Leu Glu Pro Glu Asp Phe Ala Val Tyr  
 210 215 220

Tyr Cys Gln Gln Arg Ser Ser Trp Pro Pro Thr Trp Thr Phe Gly Gln  
 225 230 235 240

Gly Thr Lys Leu Glu Ile Lys Arg Ala Ala Ala Thr Thr Thr Pro Ala  
 245 250 255

Pro Arg Pro Pro Thr Pro Ala Pro Thr Ile Ala Ser Gln Pro Leu Ser  
 260 265 270

Leu Arg Pro Glu Ala Cys Arg Pro Ala Ala Gly Gly Ala Val His Thr  
 275 280 285

Arg Gly Leu Asp Phe Ala Cys Asp Ile Tyr Ile Trp Ala Pro Leu Ala  
 290 295 300

Gly Thr Cys Gly Val Leu Leu Leu Ser Leu Val Ile Thr Leu Tyr Cys  
 305 310 315 320

Lys Arg Gly Arg Lys Lys Leu Leu Tyr Ile Phe Lys Gln Pro Phe Met  
 325 330 335

Arg Pro Val Gln Thr Thr Gln Glu Glu Asp Gly Cys Ser Cys Arg Phe  
 340 345 350

Pro Glu Glu Glu Glu Gly Gly Cys Glu Leu Arg Val Lys Phe Ser Arg  
 355 360 365

Ser Ala Asp Ala Pro Ala Tyr Lys Gln Gly Gln Asn Gln Leu Tyr Asn  
 370 375 380

Glu Leu Asn Leu Gly Arg Arg Glu Glu Tyr Asp Val Leu Asp Lys Arg  
 385 390 395 400

Arg Gly Arg Asp Pro Glu Met Gly Gly Lys Pro Arg Arg Lys Asn Pro  
 405 410 415

Gln Glu Gly Leu Tyr Asn Glu Leu Gln Lys Asp Lys Met Ala Glu Ala  
 420 425 430

Tyr Ser Glu Ile Gly Met Lys Gly Glu Arg Arg Arg Gly Lys Gly His  
 435 440 445

Asp Gly Leu Tyr Gln Gly Leu Ser Thr Ala Thr Lys Asp Thr Tyr Asp  
 450 455 460

Ala Leu His Met Gln Ala Leu Pro Pro Arg  
 465 470

&lt;210&gt; SEQ ID NO 127

&lt;211&gt; LENGTH: 534

&lt;212&gt; TYPE: PRT

&lt;213&gt; ORGANISM: Artificial Sequence

&lt;220&gt; FEATURE:

&lt;223&gt; OTHER INFORMATION: Synthetic

&lt;400&gt; SEQUENCE: 127

Gln Val Gln Leu Gln Gln Ser Gly Ala Glu Val Lys Lys Pro Gly Ser  
 1 5 10 15

Ser Val Lys Val Ser Cys Lys Ala Ser Gly Gly Thr Phe Ser Ser Tyr  
 20 25 30

Ala Ile Ser Trp Val Arg Gln Ala Pro Gly Gln Gly Leu Glu Trp Met  
 35 40 45

Gly Gly Ile Ile Pro Ile Leu Gly Ile Ala Asn Tyr Ala Gln Lys Phe  
 50 55 60

Gln Gly Arg Val Thr Ile Thr Ala Asp Glu Ser Thr Ser Thr Ala Tyr  
 65 70 75 80

-continued

---

Met Glu Leu Ser Ser Leu Arg Ser Glu Asp Thr Ala Val Tyr Tyr Cys  
85 90 95  
Ala Arg Gly Gly Ala Gly Gly Ser Gly Ser Tyr Tyr Pro Leu Ile Trp  
100 105 110  
Gly Gln Gly Thr Thr Val Thr Val Ser Ser Gly Gly Gly Gly Ser Gly  
115 120 125  
Gly Gly Gly Ser Gly Gly Gly Gly Ser Glu Ile Val Leu Thr Gln Ser  
130 135 140  
Pro Ala Thr Leu Ser Leu Ser Pro Gly Glu Arg Ala Thr Leu Ser Cys  
145 150 155 160  
Gly Ala Ser Gln Ser Val Ser Ser Ser Tyr Leu Ala Trp Tyr Gln Gln  
165 170 175  
Lys Pro Gly Gln Ala Pro Arg Leu Leu Ile Tyr Asp Ala Ser Ser Arg  
180 185 190  
Ala Thr Gly Ile Pro Ala Arg Phe Ser Gly Ser Gly Ser Gly Thr Asp  
195 200 205  
Phe Thr Leu Thr Ile Ser Ser Leu Glu Pro Glu Asp Phe Ala Val Tyr  
210 215 220  
Tyr Cys Gln Gln Arg Ser Ser Trp Pro Pro Thr Trp Thr Phe Gly Gln  
225 230 235 240  
Gly Thr Lys Leu Glu Ile Lys Arg Ala Ala Ala Phe Val Pro Val Phe  
245 250 255  
Leu Pro Ala Lys Pro Thr Thr Thr Pro Ala Pro Arg Pro Pro Thr Pro  
260 265 270  
Ala Pro Thr Ile Ala Ser Gln Pro Leu Ser Leu Arg Pro Glu Ala Cys  
275 280 285  
Arg Pro Ala Ala Gly Gly Ala Val His Thr Arg Gly Leu Asp Phe Ala  
290 295 300  
Cys Asp Ile Tyr Ile Trp Ala Pro Leu Ala Gly Thr Cys Gly Val Leu  
305 310 315 320  
Leu Leu Ser Leu Val Ile Thr Leu Tyr Cys Asn His Arg Asn Arg Ser  
325 330 335  
Lys Arg Ser Arg Leu Leu His Ser Asp Tyr Met Asn Met Thr Pro Arg  
340 345 350  
Arg Pro Gly Pro Thr Arg Lys His Tyr Gln Pro Tyr Ala Pro Pro Arg  
355 360 365  
Asp Phe Ala Ala Tyr Arg Ser Arg Phe Ser Val Val Lys Arg Gly Arg  
370 375 380  
Lys Lys Leu Leu Tyr Ile Phe Lys Gln Pro Phe Met Arg Pro Val Gln  
385 390 395 400  
Thr Thr Gln Glu Glu Asp Gly Cys Ser Cys Arg Phe Pro Glu Glu Glu  
405 410 415  
Glu Gly Gly Cys Glu Leu Arg Val Lys Phe Ser Arg Ser Ala Asp Ala  
420 425 430  
Pro Ala Tyr Gln Gln Gly Gln Asn Gln Leu Tyr Asn Glu Leu Asn Leu  
435 440 445  
Gly Arg Arg Glu Glu Tyr Asp Val Leu Asp Lys Arg Arg Gly Arg Asp  
450 455 460  
Pro Glu Met Gly Gly Lys Pro Arg Arg Lys Asn Pro Gln Glu Gly Leu  
465 470 475 480  
Tyr Asn Glu Leu Gln Lys Asp Lys Met Ala Glu Ala Tyr Ser Glu Ile  
485 490 495

-continued

---

Gly Met Lys Gly Glu Arg Arg Arg Gly Lys Gly His Asp Gly Leu Tyr  
500 505 510

Gln Gly Leu Ser Thr Ala Thr Lys Asp Thr Tyr Asp Ala Leu His Met  
515 520 525

Gln Ala Leu Pro Pro Arg  
530

<210> SEQ ID NO 128  
 <211> LENGTH: 464  
 <212> TYPE: PRT  
 <213> ORGANISM: Artificial Sequence  
 <220> FEATURE:  
 <223> OTHER INFORMATION: Synthetic

<400> SEQUENCE: 128

Gln Val Gln Leu Val Gln Ser Gly Ala Glu Val Lys Lys Pro Gly Ser  
1 5 10 15

Ser Val Lys Val Ser Cys Lys Ala Ser Gly Gly Thr Phe Ser Ser Tyr  
20 25 30

Ala Ile Ser Trp Val Arg Gln Ala Pro Gly Gln Gly Leu Glu Trp Met  
35 40 45

Gly Gly Ile Ile Pro Ile Leu Gly Thr Ala Asn Tyr Ala Gln Lys Phe  
50 55 60

Gln Gly Arg Val Thr Ile Thr Ala Asp Glu Ser Thr Ser Thr Ala Tyr  
65 70 75 80

Met Glu Leu Ser Ser Leu Arg Ser Glu Asp Thr Ala Val Tyr Tyr Cys  
85 90 95

Ala Arg Trp Gly Gly Gly Ala Phe Asp Ile Trp Gly Gln Gly Thr Met  
100 105 110

Val Thr Val Ser Ser Gly Gly Gly Gly Ser Gly Gly Gly Gly Ser Gly  
115 120 125

Gly Gly Gly Ser Glu Ile Val Leu Thr Gln Ser Pro Gly Thr Leu Ser  
130 135 140

Leu Ser Pro Gly Glu Arg Ala Thr Leu Ser Cys Arg Ala Ser Gln Ser  
145 150 155 160

Val Gly Gly Tyr Leu Ala Trp Tyr Gln Gln Lys Pro Gly Gln Ala Pro  
165 170 175

Arg Leu Leu Ile Tyr Asp Ala Ser Asn Arg Ala Thr Gly Ile Pro Ala  
180 185 190

Arg Phe Ser Gly Ser Gly Ser Gly Thr Asp Phe Thr Leu Thr Ile Ser  
195 200 205

Ser Leu Glu Pro Glu Asp Phe Ala Val Tyr Tyr Cys Gln Gln Arg Asn  
210 215 220

Asn Trp Pro Pro Met Tyr Thr Phe Gly Gln Gly Thr Lys Leu Glu Ile  
225 230 235 240

Lys Arg Ala Ala Ala Ile Glu Val Met Tyr Pro Pro Pro Tyr Leu Asp  
245 250 255

Asn Glu Lys Ser Asn Gly Thr Ile Ile His Val Lys Gly Lys His Leu  
260 265 270

Cys Pro Ser Pro Leu Phe Pro Gly Pro Ser Lys Pro Phe Trp Val Leu  
275 280 285

Val Val Val Gly Gly Val Leu Ala Cys Tyr Ser Leu Leu Val Thr Val  
290 295 300

Ala Phe Ile Ile Phe Trp Val Arg Ser Lys Arg Ser Arg Leu Leu His  
305 310 315 320

-continued

---

Ser Asp Tyr Met Asn Met Thr Pro Arg Arg Pro Gly Pro Thr Arg Lys  
 325 330 335

His Tyr Gln Pro Tyr Ala Pro Pro Arg Asp Phe Ala Ala Tyr Arg Ser  
 340 345 350

Arg Val Lys Phe Ser Arg Ser Ala Asp Ala Pro Ala Tyr Gln Gln Gly  
 355 360 365

Gln Asn Gln Leu Tyr Asn Glu Leu Asn Leu Gly Arg Arg Glu Glu Tyr  
 370 375 380

Asp Val Leu Asp Lys Arg Arg Gly Arg Asp Pro Glu Met Gly Gly Lys  
 385 390 395 400

Pro Arg Arg Lys Asn Pro Gln Glu Gly Leu Tyr Asn Glu Leu Gln Lys  
 405 410 415

Asp Lys Met Ala Glu Ala Tyr Ser Glu Ile Gly Met Lys Gly Glu Arg  
 420 425 430

Arg Arg Gly Lys Gly His Asp Gly Leu Tyr Gln Gly Leu Ser Thr Ala  
 435 440 445

Thr Lys Asp Thr Tyr Asp Ala Leu His Met Gln Ala Leu Pro Pro Arg  
 450 455 460

<210> SEQ ID NO 129  
 <211> LENGTH: 468  
 <212> TYPE: PRT  
 <213> ORGANISM: Artificial Sequence  
 <220> FEATURE:  
 <223> OTHER INFORMATION: Synthetic

<400> SEQUENCE: 129

Gln Val Gln Leu Val Gln Ser Gly Ala Glu Val Lys Lys Pro Gly Ser  
 1 5 10 15

Ser Val Lys Val Ser Cys Lys Ala Ser Gly Gly Thr Phe Ser Ser Tyr  
 20 25 30

Ala Ile Ser Trp Val Arg Gln Ala Pro Gly Gln Gly Leu Glu Trp Met  
 35 40 45

Gly Gly Ile Ile Pro Ile Leu Gly Thr Ala Asn Tyr Ala Gln Lys Phe  
 50 55 60

Gln Gly Arg Val Thr Ile Thr Ala Asp Glu Ser Thr Ser Thr Ala Tyr  
 65 70 75 80

Met Glu Leu Ser Ser Leu Arg Ser Glu Asp Thr Ala Val Tyr Tyr Cys  
 85 90 95

Ala Arg Trp Gly Gly Gly Ala Phe Asp Ile Trp Gly Gln Gly Thr Met  
 100 105 110

Val Thr Val Ser Ser Gly Gly Gly Gly Ser Gly Gly Gly Ser Gly  
 115 120 125

Gly Gly Gly Ser Glu Ile Val Leu Thr Gln Ser Pro Gly Thr Leu Ser  
 130 135 140

Leu Ser Pro Gly Glu Arg Ala Thr Leu Ser Cys Arg Ala Ser Gln Ser  
 145 150 155 160

Val Gly Gly Tyr Leu Ala Trp Tyr Gln Gln Lys Pro Gly Gln Ala Pro  
 165 170 175

Arg Leu Leu Ile Tyr Asp Ala Ser Asn Arg Ala Thr Gly Ile Pro Ala  
 180 185 190

Arg Phe Ser Gly Ser Gly Ser Gly Thr Asp Phe Thr Leu Thr Ile Ser  
 195 200 205

Ser Leu Glu Pro Glu Asp Phe Ala Val Tyr Tyr Cys Gln Gln Arg Asn  
 210 215 220

-continued

---

Asn Trp Pro Pro Met Tyr Thr Phe Gly Gln Gly Thr Lys Leu Glu Ile  
 225 230 235 240  
 Lys Arg Ala Ala Ala Thr Thr Thr Pro Ala Pro Arg Pro Pro Thr Pro  
 245 250 255  
 Ala Pro Thr Ile Ala Ser Gln Pro Leu Ser Leu Arg Pro Glu Ala Cys  
 260 265 270  
 Arg Pro Ala Ala Gly Gly Ala Val His Thr Arg Gly Leu Asp Phe Ala  
 275 280 285  
 Cys Asp Ile Tyr Ile Trp Ala Pro Leu Ala Gly Thr Cys Gly Val Leu  
 290 295 300  
 Leu Leu Ser Leu Val Ile Thr Leu Tyr Cys Lys Arg Gly Arg Lys Lys  
 305 310 315 320  
 Leu Leu Tyr Ile Phe Lys Gln Pro Phe Met Arg Pro Val Gln Thr Thr  
 325 330 335  
 Gln Glu Glu Asp Gly Cys Ser Cys Arg Phe Pro Glu Glu Glu Glu Gly  
 340 345 350  
 Gly Cys Glu Leu Arg Val Lys Phe Ser Arg Ser Ala Asp Ala Pro Ala  
 355 360 365  
 Tyr Lys Gln Gly Gln Asn Gln Leu Tyr Asn Glu Leu Asn Leu Gly Arg  
 370 375 380  
 Arg Glu Glu Tyr Asp Val Leu Asp Lys Arg Arg Gly Arg Asp Pro Glu  
 385 390 395 400  
 Met Gly Gly Lys Pro Arg Arg Lys Asn Pro Gln Glu Gly Leu Tyr Asn  
 405 410 415  
 Glu Leu Gln Lys Asp Lys Met Ala Glu Ala Tyr Ser Glu Ile Gly Met  
 420 425 430  
 Lys Gly Glu Arg Arg Arg Gly Lys Gly His Asp Gly Leu Tyr Gln Gly  
 435 440 445  
 Leu Ser Thr Ala Thr Lys Asp Thr Tyr Asp Ala Leu His Met Gln Ala  
 450 455 460  
 Leu Pro Pro Arg  
 465

&lt;210&gt; SEQ ID NO 130

&lt;211&gt; LENGTH: 528

&lt;212&gt; TYPE: PRT

&lt;213&gt; ORGANISM: Artificial Sequence

&lt;220&gt; FEATURE:

&lt;223&gt; OTHER INFORMATION: Synthetic

&lt;400&gt; SEQUENCE: 130

Gln Val Gln Leu Val Gln Ser Gly Ala Glu Val Lys Lys Pro Gly Ser  
 1 5 10 15  
 Ser Val Lys Val Ser Cys Lys Ala Ser Gly Gly Thr Phe Ser Ser Tyr  
 20 25 30  
 Ala Ile Ser Trp Val Arg Gln Ala Pro Gly Gln Gly Leu Glu Trp Met  
 35 40 45  
 Gly Gly Ile Ile Pro Ile Leu Gly Thr Ala Asn Tyr Ala Gln Lys Phe  
 50 55 60  
 Gln Gly Arg Val Thr Ile Thr Ala Asp Glu Ser Thr Ser Thr Ala Tyr  
 65 70 75 80  
 Met Glu Leu Ser Ser Leu Arg Ser Glu Asp Thr Ala Val Tyr Tyr Cys  
 85 90 95  
 Ala Arg Trp Gly Gly Gly Ala Phe Asp Ile Trp Gly Gln Gly Thr Met  
 100 105 110

-continued

Val	Thr	Val	Ser	Ser	Gly	Gly	Gly	Gly	Ser	Gly	Gly	Gly	Gly	Ser	Gly
		115					120					125			
Gly	Gly	Gly	Ser	Glu	Ile	Val	Leu	Thr	Gln	Ser	Pro	Gly	Thr	Leu	Ser
	130					135					140				
Leu	Ser	Pro	Gly	Glu	Arg	Ala	Thr	Leu	Ser	Cys	Arg	Ala	Ser	Gln	Ser
145					150					155					160
Val	Gly	Gly	Tyr	Leu	Ala	Trp	Tyr	Gln	Gln	Lys	Pro	Gly	Gln	Ala	Pro
				165						170					175
Arg	Leu	Leu	Ile	Tyr	Asp	Ala	Ser	Asn	Arg	Ala	Thr	Gly	Ile	Pro	Ala
			180						185					190	
Arg	Phe	Ser	Gly	Ser	Gly	Ser	Gly	Thr	Asp	Phe	Thr	Leu	Thr	Ile	Ser
		195						200					205		
Ser	Leu	Glu	Pro	Glu	Asp	Phe	Ala	Val	Tyr	Tyr	Cys	Gln	Gln	Arg	Asn
	210					215					220				
Asn	Trp	Pro	Pro	Met	Tyr	Thr	Phe	Gly	Gln	Gly	Thr	Lys	Leu	Glu	Ile
225					230						235				240
Lys	Arg	Ala	Ala	Ala	Phe	Val	Pro	Val	Phe	Leu	Pro	Ala	Lys	Pro	Thr
				245						250					255
Thr	Thr	Pro	Ala	Pro	Arg	Pro	Pro	Thr	Pro	Ala	Pro	Thr	Ile	Ala	Ser
			260						265					270	
Gln	Pro	Leu	Ser	Leu	Arg	Pro	Glu	Ala	Cys	Arg	Pro	Ala	Ala	Gly	Gly
		275					280						285		
Ala	Val	His	Thr	Arg	Gly	Leu	Asp	Phe	Ala	Cys	Asp	Ile	Tyr	Ile	Trp
	290					295					300				
Ala	Pro	Leu	Ala	Gly	Thr	Cys	Gly	Val	Leu	Leu	Leu	Ser	Leu	Val	Ile
305					310						315				320
Thr	Leu	Tyr	Cys	Asn	His	Arg	Asn	Arg	Ser	Lys	Arg	Ser	Arg	Leu	Leu
				325					330						335
His	Ser	Asp	Tyr	Met	Asn	Met	Thr	Pro	Arg	Arg	Pro	Gly	Pro	Thr	Arg
			340						345					350	
Lys	His	Tyr	Gln	Pro	Tyr	Ala	Pro	Pro	Arg	Asp	Phe	Ala	Ala	Tyr	Arg
		355							360				365		
Ser	Arg	Phe	Ser	Val	Val	Lys	Arg	Gly	Arg	Lys	Lys	Leu	Leu	Tyr	Ile
	370					375					380				
Phe	Lys	Gln	Pro	Phe	Met	Arg	Pro	Val	Gln	Thr	Thr	Gln	Glu	Glu	Asp
385					390						395				400
Gly	Cys	Ser	Cys	Arg	Phe	Pro	Glu	Glu	Glu	Glu	Gly	Gly	Cys	Glu	Leu
				405						410					415
Arg	Val	Lys	Phe	Ser	Arg	Ser	Ala	Asp	Ala	Pro	Ala	Tyr	Gln	Gln	Gly
			420						425						430
Gln	Asn	Gln	Leu	Tyr	Asn	Glu	Leu	Asn	Leu	Gly	Arg	Arg	Glu	Glu	Tyr
		435							440					445	
Asp	Val	Leu	Asp	Lys	Arg	Arg	Gly	Arg	Asp	Pro	Glu	Met	Gly	Gly	Lys
	450					455						460			
Pro	Arg	Arg	Lys	Asn	Pro	Gln	Glu	Gly	Leu	Tyr	Asn	Glu	Leu	Gln	Lys
465					470						475				480
Asp	Lys	Met	Ala	Glu	Ala	Tyr	Ser	Glu	Ile	Gly	Met	Lys	Gly	Glu	Arg
				485						490					495
Arg	Arg	Gly	Lys	Gly	His	Asp	Gly	Leu	Tyr	Gln	Gly	Leu	Ser	Thr	Ala
			500						505					510	
Thr	Lys	Asp	Thr	Tyr	Asp	Ala	Leu	His	Met	Gln	Ala	Leu	Pro	Pro	Arg
		515							520					525	

-continued

---

```

<210> SEQ ID NO 131
<211> LENGTH: 1401
<212> TYPE: DNA
<213> ORGANISM: Artificial Sequence
<220> FEATURE:
<223> OTHER INFORMATION: Synthetic

<400> SEQUENCE: 131
caagtccaac ttcagcagtc aggggaggag gtgaagaagc cgggctcctc cgtaaagggtg    60
tcgtgcaaag catcgggcgg tacattctcc tcctatgcga tctcatgggt gcgacaggca    120
cccgggcagg ggttggaatg gatgggtggt atcattccca ttctcgggat cgcgaactac    180
gcgcagaagt ttcaaggcag agtaacaatt actgcagacg agtccacctc aaccgcctat    240
atggaactgt cgctactctg gtcgaagat acagccgtgt actattgtgc aacgggaggc    300
agcgggagggt atgcccttga catttgggga caggggacaa tggtcacagt aagctccgga    360
ggtgggggat caggaggcgg tggatcgggt ggggaggat cggaaattgt actcactcag    420
tcaccggcga ctctctccct cagcccggga gagcgggcca ccttgctatg cagagcccagc    480
cagagcgtat cactctatct tgcgtgggtat cagcaaaaac ccggtcaggc cccaagggtg    540
ctgatctaag atgcgctcga tgcgcgaca ggaatccctg ctaggttctc cgggtcgggc    600
tcggggaccg actttacgct tacgatcagc tcgctggaac cggaggactt cgccgtctac    660
tactgccagc agcggtcgaa ttggccgctt tcctacacat ttggacaagg aacaaagctg    720
gaaatcaaga gagcggccgc aattgaagtt atgtatcctc ctccctacct agacaatgag    780
aagagcaatg gaaccattat ccatgtgaaa gggaaacacc tttgtccaag tcccctattt    840
cccggacctt ctaagccctt ttgggtgctg gtgggtggtg ggggagtcct ggcttgctat    900
agcttgctag taacagtggc ctttattatt ttctgggtga ggagtaagag gagcaggctc    960
ctgcacagtg actacatgaa catgactccc cgccgccccg ggcccccccg caagcattac   1020
cagccctatg cccaccacag cgacttcgca gcctatcgct ccagagtga gttcagcagg   1080
agcgcagacg ccccgcgta ccagcagggc cagaaccagc tctataacga gctcaatcta   1140
ggacgaagag aggagtacga tgttttgac aagagacgtg gccgggaccc tgagatgggg   1200
ggaaagccga gaaggaagaa cctcaggaa ggcctgtaca atgaactgca gaaagataag   1260
atggcggagg cctacagtga gattgggatg aaaggcagc gccggagggg caaggggcac   1320
gatggccttt accagggtct cagtacagcc accaaggaca cctacgacgc ccttcacatg   1380
caggccctgc cccctcgcta a                                     1401

```

```

<210> SEQ ID NO 132
<211> LENGTH: 1413
<212> TYPE: DNA
<213> ORGANISM: Artificial Sequence
<220> FEATURE:
<223> OTHER INFORMATION: Synthetic

<400> SEQUENCE: 132
caagtccaac ttcagcagtc aggggaggag gtgaagaagc cgggctcctc cgtaaagggtg    60
tcgtgcaaag catcgggcgg tacattctcc tcctatgcga tctcatgggt gcgacaggca    120
cccgggcagg ggttggaatg gatgggtggt atcattccca ttctcgggat cgcgaactac    180
gcgcagaagt ttcaaggcag agtaacaatt actgcagacg agtccacctc aaccgcctat    240
atggaactgt cgctactctg gtcgaagat acagccgtgt actattgtgc aacgggaggc    300
agcgggagggt atgcccttga catttgggga caggggacaa tggtcacagt aagctccgga    360

```

-continued

---

```

ggtgggggat caggagcggg tggatcgggt gggggaggat cggaaattgt actcactcag 420
tcaccggcga ctctctccct cagcccggga gagcgggcca ccttgcatg cagagccagc 480
cagagcgtat cactctatct tgcgtgggtat cagcaaaaac ccggtcaggc cccaagggtg 540
ctgatctaog atgcgtcgaa tcgctcgaca ggaatccctg ctaggttctc cgggtcgggc 600
tcggggaccg actttacgct tacgatcagc tcgctggaac cggaggactt cgccgtctac 660
tactgccagc agcggtcgaa ttggccgcct tcctacacat ttggacaagg aacaaagctg 720
gaaatcaaga gagcggccgc aaccacgacg ccagcggcgc gaccaccaac accggcgccc 780
accatcgcgt cgcagcccct gtcctcgcgc ccagaggcgt gccggccagc ggcggggggc 840
gcagtgcaca cgagggggct ggacttcgcc tgtgatatct acatctgggc gcccttggcc 900
gggacttggt gggtccttct cctgtcactg gttatcacc tttactgcaa acggggcaga 960
aagaaactcc tgtatatatt caaacaacca tttatgagac cagtacaac tactcaagag 1020
gaagatggct gtactgccc atttcagaa gaagaagaag gaggatgtga actgagagtg 1080
aagttcagca ggagcgcaga cccccccgcg tacaagcagg gccagaacca gctctataac 1140
gagctcaatc taggacgaag agaggagtac gatgttttg acaagagacg tggccgggac 1200
cctgagatgg ggggaaagcc gagaaggaag aaccctcagg aaggcctgta caatgaactg 1260
cagaagata agatggcgga ggcctacagt gagattggga tgaaaggcga gcgccggagg 1320
ggcaaggggc acgatggcct ttaccagggt ctcagtacag ccaccaagga cacctacgac 1380
gcccttcaca tgcaggccct gcccctcgc taa 1413

```

&lt;210&gt; SEQ ID NO 133

&lt;211&gt; LENGTH: 1593

&lt;212&gt; TYPE: DNA

&lt;213&gt; ORGANISM: Artificial Sequence

&lt;220&gt; FEATURE:

&lt;223&gt; OTHER INFORMATION: Synthetic

&lt;400&gt; SEQUENCE: 133

```

caagtccaac ttcagcagtc agggggcggag gtgaagaagc cgggctcctc cgtaaagggtg 60
tcgtgcaaag catcgggcggg tacattctcc tcctatgcga tctcatgggt gcgacaggca 120
cccgggcagg ggttggaatg gatgggtggt atcattccca ttctcgggat cgcgaactac 180
gcgcagaagt ttcaaggcag agtaacaatt actgcagacg agtccacctc aaccgcctat 240
atggaactgt cgtcacttcg gtccgaagat acagccgtgt actattgtgc aacgggaggc 300
agcgggagggt atgcccttga catttgggga caggggacaa tggtcacagt aagctccgga 360
ggtgggggat caggagcggg tggatcgggt gggggaggat cggaaattgt actcactcag 420
tcaccggcga ctctctccct cagcccggga gagcgggcca ccttgcatg cagagccagc 480
cagagcgtat cactctatct tgcgtgggtat cagcaaaaac ccggtcaggc cccaagggtg 540
ctgatctaog atgcgtcgaa tcgctcgaca ggaatccctg ctaggttctc cgggtcgggc 600
tcggggaccg actttacgct tacgatcagc tcgctggaac cggaggactt cgccgtctac 660
tactgccagc agcggtcgaa ttggccgcct tcctacacat ttggacaagg aacaaagctg 720
gaaatcaaga gagcggccgc attcgtgccg gtcttctcgc cagcgaagcc caccacgacg 780
ccagcggcgc gaccaccaac accggcgccc accatcgcgt cgcagcccct gtcctcgcgc 840
ccagaggcgt gccggccagc ggcggggggc gcagtgcaca cgagggggct ggacttcgcc 900
tgtgatatct acatctgggc gcccttggcc gggacttggt gggtccttct cctgtcactg 960
gttatcacc tttactgcaa ccacaggaac aggagtaaga ggagcaggct cctgcacagt 1020

```



-continued

---

gactacatga acatgactcc ccgcccgcgc gggcccaccc gcaagcatta ccagccctat	1080
gccccaccac gcgacttcgc agcctatcgc tcccgtttct ctggtgttaa acggggcaga	1140
aagaagctcc tgtatatatt caaacaacca ttatgagac cagtacaac tactcaagag	1200
gaagatggct gtagctgccc atttccagaa gaagaagaag gaggatgtga actgagagt	1260
aagttcagca ggagcgcaga cccccgcg taccagcagg gccagaacca gctctataac	1320
gagctcaatc taggacgaag agaggagtac gatgttttg acaagagacg tggccgggac	1380
cctgagatgg ggggaaagcc gagaaggaag aaccctcagg aaggcctgta caatgaactg	1440
cagaaagata agatggcgga gccctacagt gagattggga tgaaaggcga gcgccggagg	1500
ggcaaggggc acgatggcct ttaccagggt ctcagtacag ccaccaagga cacctacgac	1560
gcccttcaca tgcaggccct gccccctgc taa	1593

&lt;210&gt; SEQ ID NO 134

&lt;211&gt; LENGTH: 1413

&lt;212&gt; TYPE: DNA

&lt;213&gt; ORGANISM: Artificial Sequence

&lt;220&gt; FEATURE:

&lt;223&gt; OTHER INFORMATION: Synthetic

&lt;400&gt; SEQUENCE: 134

caagtccagc tgcagcagtc aggagctgag gtgaagaagc ctggtagctc tgtcaaagt	60
tcttgcaaag cctctggtgg tactttcagc tcttacgccca tttcttgggt gagacaggca	120
cccggacagg gtcttgaatg gatgggtgga atcatccga ttcttgggat tgctaattac	180
gcacaaaagt tccaggaag ggtgaccatc accgcagacg aatctacctc cactgcttac	240
atggaactct cttccctgcg gtccgaggac accgcctct actattgtgc cagggcggt	300
gccggaggaa gcggttctta ctatccgtg atttggggac aaggaaccac tgtgaccgtg	360
agctctgggt gagggcagc cgtggtgga gggccggag gcggaggatc tgagatcgtg	420
ctcactcaga gccagccac ccttagcctg agccctggtg agcgcgccac cctctcatgc	480
ggtgcctcac agagcgtgag ctcaagctat ctggcatggt accagcaaaa gccagggcag	540
gccccgaggc tcctgatcta cgacgcacatc tcacgggcta ccggtatccc ggcacgcttc	600
tctggaagcg gatcaggcac cgacttcacc ctgaccattt cttcacttga gccagaggac	660
tttgcctgt actactgcca gcagcctca agctggcgc ctacttggac tttcgacag	720
gggaccaagc tggagatcaa gcgcgcggcc gcaattgaag ttatgtatcc tcctccttac	780
ctagacaatg agaagagcaa tggaaccatt atccatgtga aagggaaca cctttgtcca	840
agtcacctat tccccgacc ttctaagccc ttttgggtgc tgggtggtgt tgggggagtc	900
ctggcttct atagcttct agtaacagtg gcccttatta tttctggtg gaggagtaag	960
aggagcaggc tcctgcacag tgactacatg aacatgactc cccgccccc cgggcccacc	1020
cgcaagcatt accagccta tgccccacca cgcgacttcg cagcctatcg ctccagagt	1080
aagttcagca ggagcgcaga cccccgcg taccagcagg gccagaacca gctctataac	1140
gagctcaatc taggacgaag agaggagtac gatgttttg acaagagacg tggccgggac	1200
cctgagatgg ggggaaagcc gagaaggaag aaccctcagg aaggcctgta caatgaactg	1260
cagaaagata agatggcgga gccctacagt gagattggga tgaaaggcga gcgccggagg	1320
ggcaaggggc acgatggcct ttaccagggt ctcagtacag ccaccaagga cacctacgac	1380
gcccttcaca tgcaggccct gccccctgc taa	1413

-continued

---

```

<210> SEQ ID NO 135
<211> LENGTH: 1425
<212> TYPE: DNA
<213> ORGANISM: Artificial Sequence
<220> FEATURE:
<223> OTHER INFORMATION: Synthetic

<400> SEQUENCE: 135
caagtccagc tgcagcagtc aggagctgag gtgaagaagc ctggtagctc tgtcaaagtg    60
tcttgcaaag cctctggtgg tactttcagc tcttacgcca tttcttgggt gagacaggca    120
cccggacagg gtcttgaatg gatgggtgga atcatcccgga ttcttgggat tgctaattac    180
gcacaaaagt tccaggaag ggtgaccatc accgcagacg aatctacctc cactgcttac    240
atggaactct cttccctgcg gtccgaggac accgccgtct actattgtgc caggggcggt    300
gccggaggaa gcggttctta ctatccgctg atttggggac aaggaaccac tgtgaccctg    360
agctctggtg gagggcgatc cgtggtgga gggccggag gcggaggatc tgagatcgtg    420
ctcactcaga gccagccac ccttagcctg agccctggtg agcgcgccac cctctcatgc    480
ggtgcctcac agagcgtgag ctcaagctat ctggcatggt accagcaaaa gccagggcag    540
gccccgaggc tcctgatcta cgacgcatca tcacgggcta ccggtatccc ggcacgcttc    600
tctggaagcg gatcaggcac cgacttcacc ctgaccattt cttcacttga gccagaggac    660
tttgccgtgt actactgcca gcagcgtca agctggccgc ctacttggac tttcggacag    720
gggaccaagc tggagatcaa gcgcgcgcc gcaaccacga cgcagcgcgc gcgaccacca    780
acaccggcgc ccaccatcgc gtcgcagccc ctgtccctgc gccagaggc gtgccggcca    840
gcggcggggg gcgcagtgca cagcaggggg ctggacttcg cctgtgatat ctacatctgg    900
gcgcctcttg ccgggacttg tggggtcctt ctccctgtcac tggttatcac cctttactgc    960
aaacggggca gaaagaaact cctgtatata ttcaaacac catttatgag accagtacaa    1020
actactcaag aggaagatgg ctgtagctgc cgatttccag aagaagaaga aggaggatgt    1080
gaactgagag tgaagttcag caggagcgca gacgcccccg cgtacaagca gggccagaac    1140
cagctctata acgagctcaa tctaggacga agagaggagt acgatgtttt ggacaagaga    1200
cgtggccggg accctgagat ggggggaaaag ccgagaagga agaaccctca ggaaggcctg    1260
tacaatgaac tgcagaaaga taagatggcg gaggcctaca gtgagattgg gatgaaaggc    1320
gagcgcggga ggggcaaggg gcacgatggc ctttaccagg gtctcagtac agccaccaag    1380
gacacctacg acgcccttca catgcaggcc ctgccccctc gctaa                    1425

```

```

<210> SEQ ID NO 136
<211> LENGTH: 1605
<212> TYPE: DNA
<213> ORGANISM: Artificial Sequence
<220> FEATURE:
<223> OTHER INFORMATION: Synthetic

<400> SEQUENCE: 136
caagtccagc tgcagcagtc aggagctgag gtgaagaagc ctggtagctc tgtcaaagtg    60
tcttgcaaag cctctggtgg tactttcagc tcttacgcca tttcttgggt gagacaggca    120
cccggacagg gtcttgaatg gatgggtgga atcatcccgga ttcttgggat tgctaattac    180
gcacaaaagt tccaggaag ggtgaccatc accgcagacg aatctacctc cactgcttac    240
atggaactct cttccctgcg gtccgaggac accgccgtct actattgtgc caggggcggt    300
gccggaggaa gcggttctta ctatccgctg atttggggac aaggaaccac tgtgaccctg    360

```

-continued

---

```

agctctggtg gaggcggatc cggtggtgga gggtcgggag gcggaggatc tgagatcgtg 420
ctcactcaga gcccagccac ccttagcctg agccctgggtg agcgcgccac cctctcatgc 480
ggtgcctcac agagcgtgag ctcaagctat ctggcatggt accagcaaaa gccagggcag 540
gccccgaggg tcctgatcta cgacgcatca tcacgggcta ccggtatccc ggcacgcttc 600
tctggaagcg gatcaggcac cgacttcacc ctgaccattt cttcacttga gccagaggac 660
tttgccgtgt actactgcca gcagcgctca agctggccgc ctacttggac tttcggacag 720
gggaccaagc tggagatcaa gcgcgcggcc gcattcgtgc cggttcttct gccagcgaag 780
ccccaccaga cgccagcgc gcgaccacca acaccggcgc ccaccatcgc gtcgcagccc 840
ctgtccctgc gccagaggc gtgccggcca gcggcggggg gcgcagtga cacgaggggg 900
ctggacttcg cctgtgatat ctacatctgg gcgccttgg ccgggacttg tggggtcctt 960
ctcctgtcac tggttatcac cctttactgc aaccacagga acaggagtaa gaggagcagg 1020
ctcctgcaca gtgactacat gaacatgact ccccgcgcgc ccgggcccac ccgcaagcat 1080
taccagccct atgccccacc acgcgacttc gcagcctatc gctcccgttt ctctgttgtt 1140
aaacggggca gaaagaagct cctgtatata ttcaaacac catttatgag accagtacaa 1200
actactcaag aggaagatgg ctgtagctgc cgatttccag aagaagaaga aggaggatgt 1260
gaactgagag tgaagtccag caggagcgca gacgccccg cgtaccagca gggccagaac 1320
cagctctata acgagctcaa tctaggacga agagaggagt acgatgtttt ggacaagaga 1380
cgtggccggg accctgagat ggggggaaaag ccgagaagga agaaccctca ggaaggcctg 1440
tacaatgaac tgcagaaaga taagatggcg gaggcctaca gtgagattgg gatgaaaggc 1500
gagcgcggga ggggcaagg gcacgatggc ctttaccagg gtctcagtac agccaccaag 1560
gacacctacg acgcccttca catgcaggcc ctgccccctc gctaa 1605

```

&lt;210&gt; SEQ ID NO 137

&lt;211&gt; LENGTH: 1395

&lt;212&gt; TYPE: DNA

&lt;213&gt; ORGANISM: Artificial Sequence

&lt;220&gt; FEATURE:

&lt;223&gt; OTHER INFORMATION: Synthetic

&lt;400&gt; SEQUENCE: 137

```

caagtccagc tggtgcaaaag cggagcagaa gtgaagaagc ctggatcctc tgtgaaggtc 60
agctgcaagg cctctggagg taccttcagc tcttacgcaa tttcttgggt gcgccaggct 120
ccccggcagg gactggagtg gatgggagga atcatcccga tccttggtag cgctaattac 180
gcccagaaat ttcagggtcg ggtgaccatc accgcagacg agtcaacctc aaccgcttac 240
atggaacttt ctagcctccg cagcgaggac accgcctct actattgcgc aagatgggggt 300
ggtggtgcct tcgacatttg gggacagggc actatggtca ccgtgagctc cggtgaggga 360
ggatctggcg gaggagggtc aggcggaggt gggtcagaga ttgtgctgac ccagtacccc 420
gggactctgt ccctttctcc tggtagcgc gctactctgt cttgtagggc ctcaaatca 480
gtgggcccgt atctcgctg gtatcagcag aaaccagggc agggccctag gcttctcatc 540
tacgagcctc ccaaccgggc aactggcatt ccagcccgtc tcagcggagc cggatccgga 600
accgacttta ctctgactat ctctcactg gaaccggagg acttcgcagt gtactactgc 660
cagcagcggg ataactggcc accgatgtac actttcggac aggggaccaa gctggagatc 720
aagcgcgcgg ccgcaattga agttatgtat cctcctcctt acctagacaa tgagaagagc 780

```

-continued

---

aatggaacca ttatccatgt gaaagggaaa cacctttgtc caagtcccct atttcccga	840
ccttctaagc ccttttgggt gctggtggtg gttgggggag tcctggcttg ctatagcttg	900
ctagtaacag tggcctttat tattttctgg gtgaggagta agaggagcag gctcctgcac	960
agtgactaca tgaacatgac tccccgccgc cccgggccca cccgcaagca ttaccagccc	1020
tatgccccac cacgcgactt cgcagcctat cgctccagag tgaagttcag caggagcgca	1080
gacgcccccg cgtaccagca gggccagaac cagctctata acgagctcaa tctaggacga	1140
agagaggagt acgatgtttt ggacaagaga cgtggccggg accctgagat ggggggaaag	1200
ccgagaagga agaaccctca ggaaggcctg tacaatgaac tgcagaaaga taagatggcg	1260
gaggcctaca gtgagattgg gatgaaaggc gagcgccgga ggggcaaggg gcacgatggc	1320
ctttaccagg gtctcagtac agccaccaag gacacctacg acgcccctca catgcaggcc	1380
ctgccccctc gctaa	1395

&lt;210&gt; SEQ ID NO 138

&lt;211&gt; LENGTH: 1407

&lt;212&gt; TYPE: DNA

&lt;213&gt; ORGANISM: Artificial Sequence

&lt;220&gt; FEATURE:

&lt;223&gt; OTHER INFORMATION: Synthetic

&lt;400&gt; SEQUENCE: 138

caagtccagc tggtgcaaaag cggagcagaa gtgaagaagc ctggatcctc tgtgaaggtc	60
agctgcaagg cctctggagg taccttcagc tcttacgcaa tttcttgggt gcgccagget	120
cccgggcagg gactggagtg gatgggagga atcatcccga tccttggtac cgctaattac	180
gccagaaaat ttcagggtcg ggtgaccatc accgcagacg agtcaacctc aaccgcttac	240
atggaacttt ctagcctccg cagcgaggac accgcogtct actattgcgc aagatggggt	300
ggtggtgcct tcgacatttg gggacagggc actatggtca ccgtgagctc cggtgaggga	360
ggatctggcg gaggagggtc aggcggaggt gggtcagaga ttgtgctgac ccagtcaccc	420
gggactctgt ccctttctcc tggtgagcgc gctactctgt cttgtagggc ctcaaatca	480
gtgggcggtc atctcgctg gtatcagcag aaaccagggc agggccctag gcttctcatc	540
tacgacgctc ccaaccgggc aactggcatt ccagcccgtc tcagcggaaag cggatccgga	600
accgacttta ctctgactat ctctcactg gaaccggagg acttcgcagt gtactactgc	660
cagcagcggg ataactggcc accgatgtac actttcggac aggggaccaa gctggagatc	720
aagcgcgcgg ccgcaaccac gacgccagcg ccgcgaccac caacaccggc gccccaccatc	780
gcgtcgcagc ccctgtccct gcgcccagag gcgtgccggc cagcggcggg gggcgcagtg	840
cacacgaggg ggctggactt cgcctgtgat atctacatct gggcgccctt ggccgggact	900
tgtgggttcc ttctcctgtc actggttata accctttact gcaaacgggg cagaaagaaa	960
ctcctgtata tattcaaaca accatttatg agaccagtac aaactactca agaggaagat	1020
ggctgtagct gccgatttcc agaagaagaa gaaggaggat gtgaactgag agtgaagttc	1080
agcaggagcg cagacgcccc cgcgtacaag cagggccaga accagctcta taacgagctc	1140
aatctaggac gaagagagga gtacgatggt ttggacaaga gacgtggccg ggaccctgag	1200
atggggggaa agccgagaag gaagaaccct caggaaggcc tgtacaatga actgcagaaa	1260
gataagatgg cggaggccta cagtgagatt gggatgaaag gcgagcgcgc gaggggcaag	1320
gggcacgatg gcctttacca gggctctcagt acagccacca aggacaccta cgacgccctt	1380
caatgcagg ccctgcccc ctcgctaa	1407



185

What is claimed is:

1. A polypeptide comprising a heavy and light chain comprising (i) SEQ ID NOs: 1-6, a heavy and light chain comprising (ii) SEQ ID NOs: 11-16, or a heavy and light chain comprising (iii) SEQ ID NOs: 20-25, wherein the heavy and light chains of (i), (ii), or (iii) bind to CD276.

2. The polypeptide of claim 1 comprising (i) SEQ ID NOs: 7 and 8, (ii) SEQ ID NOs: 17 and 18, or (iii) SEQ ID NOs: 26 and 27.

3. A protein comprising a first polypeptide chain comprising (i) a heavy chain comprising SEQ ID NOs: 1-3, (ii) a heavy chain comprising SEQ ID NOs: 11-13, or (iii) a heavy chain comprising SEQ ID NOs: 20-22 and a second polypeptide chain comprising (iv) a light chain comprising SEQ ID NOs: 4-6, (v) a light chain comprising SEQ ID NOs: 14-16, or (vi) a light chain comprising SEQ ID NOs: 23-25, wherein the first polypeptide of (i), (ii), or (iii) and the second polypeptide of (iv), (v), or (vi) bind to CD276.

4. The protein of claim 3 comprising a first polypeptide chain comprising SEQ ID NO: 7, 17, or 26 and a second polypeptide chain comprising SEQ ID NO: 8, 18, or 27.

5. The polypeptide of claim 1 further comprising a linker amino acid sequence.

6. The polypeptide of claim 5, wherein the linker comprises SEQ ID NO: 115.

7. The polypeptide of claim 1 comprising SEQ ID NO: 10, 19, or 28.

8. A chimeric antigen receptor (CAR) comprising

(a) an antigen binding domain formed by the polypeptide of claim 1,

(b) a transmembrane domain, and

(c) an intracellular T cell signaling domain.

9. The CAR according to claim 8, wherein the transmembrane domain comprises CD8 and/or CD28.

10. The CAR according to claim 8, wherein the transmembrane domain comprises any one or more of a CD8 amino acid sequence comprising SEQ ID NO: 29, a CD28 amino acid sequence comprising SEQ ID NO: 30, and a CD8 amino acid sequence comprising SEQ ID NO: 31.

11. The CAR according to claim 8, wherein the intracellular T cell signaling domain comprises one or more of i) CD28, ii) CD137, and iii) CD3 zeta.

12. The CAR according to claim 8, wherein the intracellular T cell signaling domain comprises a CD28 amino acid sequence comprising SEQ ID NO: 32 and/or SEQ ID NO: 35.

13. The CAR according to claim 8, wherein the intracellular T cell signaling domain comprises a CD137 amino acid sequence comprising SEQ ID NO: 33 and/or SEQ ID NO: 37.

186

14. The CAR according to claim 8, wherein the intracellular T cell signaling domain comprises a CD3 zeta amino acid sequence comprising any one or more of SEQ ID NOs: 34, 36, and 38.

15. The CAR according to claim 8 comprising an amino acid sequence comprising any one of SEQ ID NOs: 39-47 and 122-130.

16. An anti-CD276 binding moiety comprising the polypeptide of claim 1, wherein the anti-CD276 binding moiety is an antibody, Fab fragment (Fab), F(ab')<sub>2</sub> fragment, diabody, triabody, tetrabody, single-chain variable region fragment (scFv), or disulfide-stabilized variable region fragment (dsFv).

17. A conjugate comprising (a) the polypeptide of claim 1 conjugated to (b) an effector molecule.

18. The conjugate of claim 17, wherein the effector molecule is a drug, toxin, label, small molecule, or an antibody.

19. The conjugate of claim 17, wherein the effector molecule is PE4E, PE40, PE38, PE25, PE38QQR, PE38KDEL, PE-LR, or PE35.

20. A nucleic acid comprising a nucleotide sequence encoding the polypeptide of claim 1.

21. The nucleic acid according to claim 20, comprising a nucleotide sequence selected from the group consisting of SEQ ID NOs: 57-59.

22. The nucleic acid according to claim 21, comprising a nucleotide sequence encoding a CAR and selected from the group consisting of SEQ ID NOs: 48-56 and 131-139.

23. The nucleic acid according to claim 20, comprising a nucleotide sequence comprising (i) SEQ ID NOs: 116 and 117, (ii) SEQ ID NOs: 118 and 119, or (iii) SEQ ID NOs: 120 and 121.

24. A recombinant expression vector comprising the nucleic acid of claim 20.

25. An isolated host cell comprising the recombinant expression vector of claim 24.

26. A population of cells comprising at least one isolated host cell of claim 25.

27. A pharmaceutical composition comprising the polypeptide of claim 1 and a pharmaceutically acceptable carrier.

28. A method of detecting the presence of cancer in a mammal, comprising:

(a) contacting a sample comprising one or more cells from the mammal with the polypeptide of claim 1 thereby forming a complex, and

(b) detecting the complex, wherein detection of the complex is indicative of the presence of cancer in the mammal.

29. The polypeptide of claim 1 expressed in one or more host cells for use in treating cancer in a mammal.

\* \* \* \* \*