



US00D472755S

(12) **United States Design Patent**
Su

(10) **Patent No.:** US D472,755 S

(45) **Date of Patent:** ** Apr. 8, 2003

(54) **ELECTRIC COFFEE MAKER**
(75) **Inventor:** Yung Sen Su, Taipei (TW)
(73) **Assignee:** Chang Yue Industrial Corp., Tainan (TW)
(**) **Term:** 14 Years

4,577,080 A	*	3/1986	Grossman	219/689
D309,077 S	*	7/1990	Pomroy	D7/318
D343,760 S	*	2/1994	Lin	D7/318
D401,467 S	*	11/1998	Naft et al.	D7/318
D439,791 S	*	4/2001	Vignao'	D7/322
D447,379 S	*	9/2001	DiNunzio et al.	D7/376
D461,676 S	*	8/2002	Daenen et al.	D7/317
D463,947 S	*	10/2002	Choi	D7/319

(21) **Appl. No.:** 29/168,610

(22) **Filed:** Oct. 7, 2002

(30) **Foreign Application Priority Data**

Mar. 13, 2002 (TW) 091301066

(51) **LOC (7) Cl.** 07-01

(52) **U.S. Cl.** D7/309; D7/310; D7/317;
D7/318

(58) **Field of Search** D7/312, 309, 310,
D7/311, 316, 317, 318, 322, 320; 219/689,
732; 426/107; 220/374; 99/285, 283, 292,
275

(56) **References Cited**

U.S. PATENT DOCUMENTS

D157,428 S	*	2/1950	Richards	D7/310
D191,590 S	*	10/1961	Schlumbohm	D7/312

* cited by examiner

Primary Examiner—M. N. Pandozzi

(74) *Attorney, Agent, or Firm*—Leong C. Lei

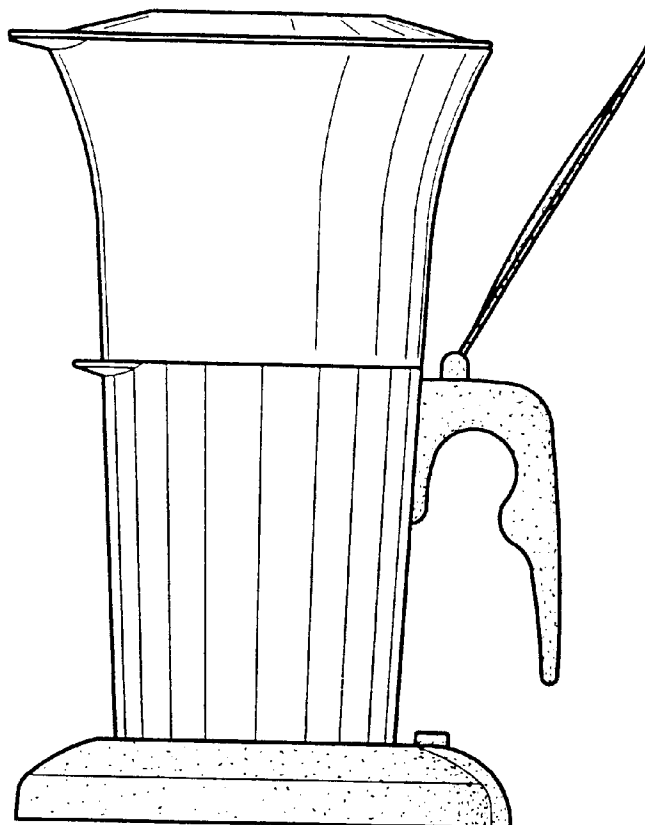
(57) **CLAIM**

The ornamental design for an electric coffee maker, as shown and described.

DESCRIPTION

FIG. 1 is perspective view of an electric coffee maker showing my new design;
FIG. 2 is a front side elevation view thereof;
FIG. 3 is a rear side elevation view thereof;
FIG. 4 is a left side elevation view thereof;
FIG. 5 is a right side elevation view thereof;
FIG. 6 is a top plan view thereof; and,
FIG. 7 is a bottom plan view thereof.

1 Claim, 4 Drawing Sheets






FIG. 1

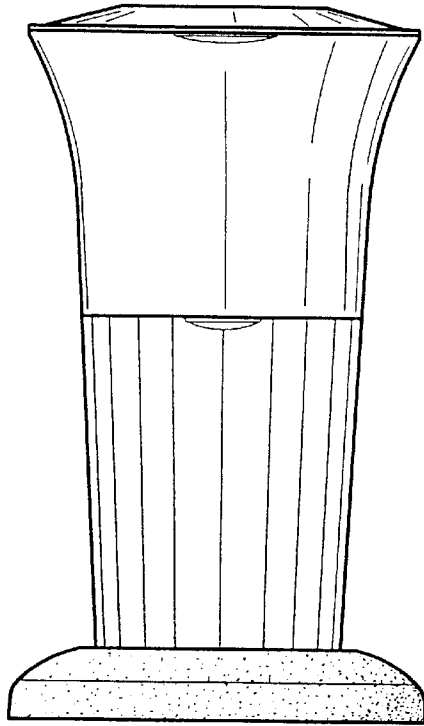


FIG. 2

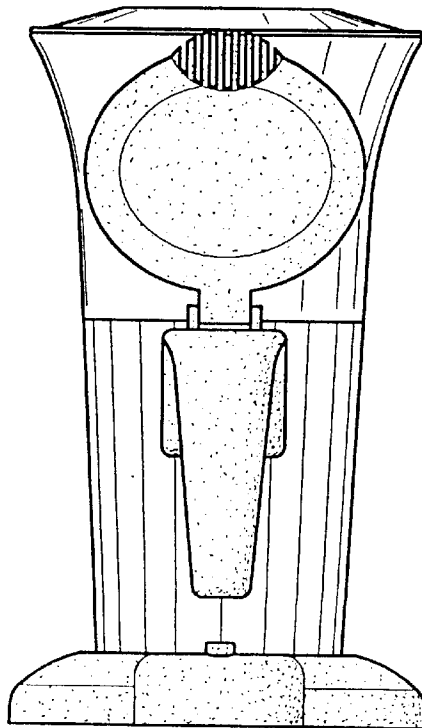


FIG. 3

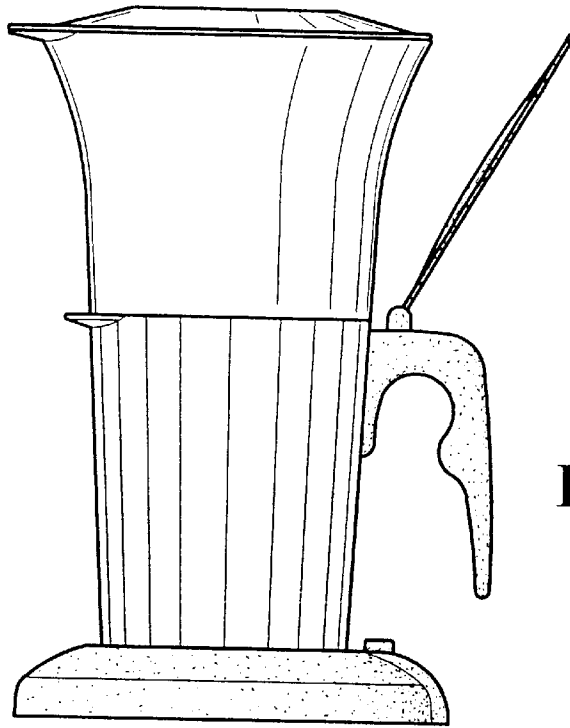


FIG. 5

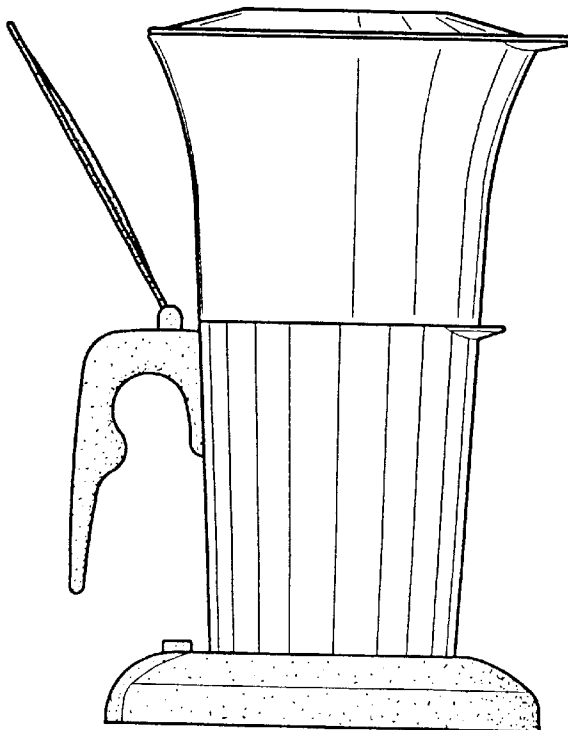


FIG. 4




FIG. 6

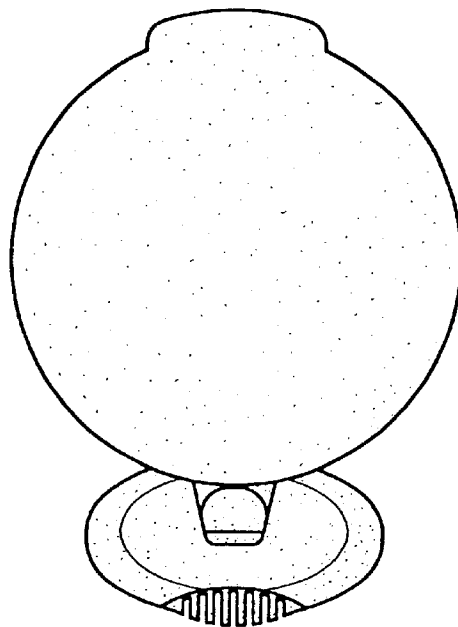


FIG. 7