



US00D894822S

(12) **United States Design Patent**  
**Wakabayashi**

(10) **Patent No.:** **US D894,822 S**

(45) **Date of Patent:** **\*\* Sep. 1, 2020**

(54) **MOTORCYCLE TIRE**  
(71) Applicant: **BRIDGESTONE CORPORATION,**  
Tokyo (JP)

(72) Inventor: **Tomoyuki Wakabayashi,** Tokyo (JP)

(73) Assignee: **BRIDGESTONE CORPORATION,**  
Chuo-ku, Tokyo (JP)

(\*\*) Term: **15 Years**

(21) Appl. No.: **29/678,596**

(22) Filed: **Jan. 30, 2019**

(30) **Foreign Application Priority Data**

Sep. 5, 2018 (JP) ..... 2018-019378

(51) **LOC (12) CL.** ..... **12-15**

(52) **U.S. CL.**  
USPC ..... **D12/604**

(58) **Field of Classification Search**  
USPC ..... D12/533-567, 604  
CPC ..... Y10T 152/10027; B60C 1/0016; B60C  
11/0306; B60C 11/0302; B60C 3/06;  
B60C 9/17  
See application file for complete search history.

(56) **References Cited**

**U.S. PATENT DOCUMENTS**

4,266,592	A *	5/1981	Takigawa	.....	B60C 11/032 152/209.17
5,203,933	A *	4/1993	Nagahisa	.....	B60C 11/032 152/209.15
D521,926	S *	5/2006	Matsumura	.....	D12/536
D597,929	S *	8/2009	Diensthuber	.....	D12/566
D685,722	S *	7/2013	Hikita	.....	D12/536
8,991,450	B2 *	3/2015	Furusawa	.....	B60C 11/032 152/209.15
D742,304	S	11/2015	Ito		

9,616,715	B2 *	4/2017	Felder	.....	B60C 11/0306
D826,843	S *	8/2018	Shirakami	.....	D12/571
D832,775	S *	11/2018	Shirakami	.....	D12/571
D845,217	S *	4/2019	Oki	.....	D12/536
D845,219	S *	4/2019	Schiavolin	.....	D12/571
D875,646	S *	2/2020	Oki	.....	D12/536
2018/0056725	A1 *	3/2018	Kodaka	.....	B60C 11/0323

**FOREIGN PATENT DOCUMENTS**

JP	1495547	S	4/2014
JP	1534040	S	9/2015
JP	2017-87677	A	5/2017

\* cited by examiner

*Primary Examiner* — Lakiya G Rogers

*Assistant Examiner* — John A Voytek

(74) *Attorney, Agent, or Firm* — Sughrue Mion, PLLC

(57) **CLAIM**

The ornamental design for a motorcycle tire, as shown and described.

**DESCRIPTION**

FIG. 1 is a perspective view of a motorcycle tire showing my new design.

FIG. 2 is a front view thereof;

FIG. 3 is a top view thereof;

FIG. 4 is a right side view thereof;

FIG. 5 is a left side view thereof;

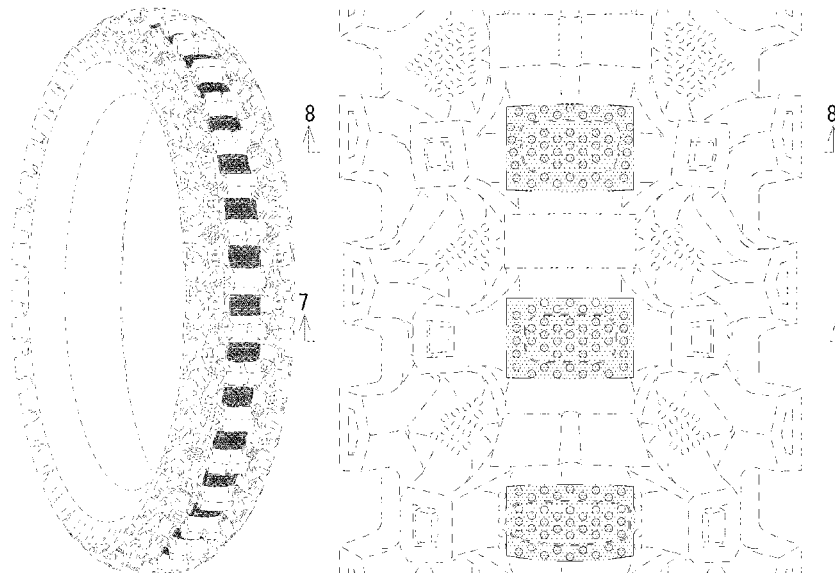
FIG. 6 is a fragmentary enlarged front view;

FIG. 7 is a sectional view taken along line 7-7 in FIG. 6; and,

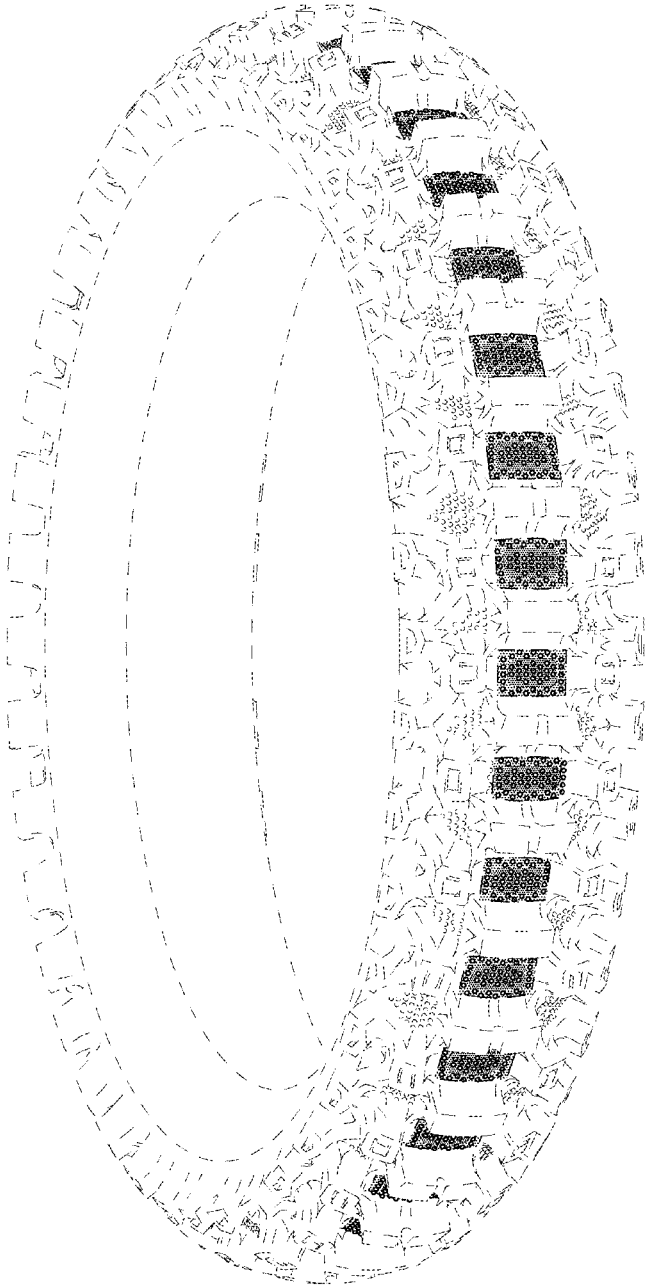
FIG. 8 is a sectional view taken along line 8-8 in FIG. 6.

In the drawings, the broken lines depict unclaimed portions of the motorcycle tire. The dot and dashed lines represent a boundary between the claimed and the non-claimed portions and form no part of the claimed design.

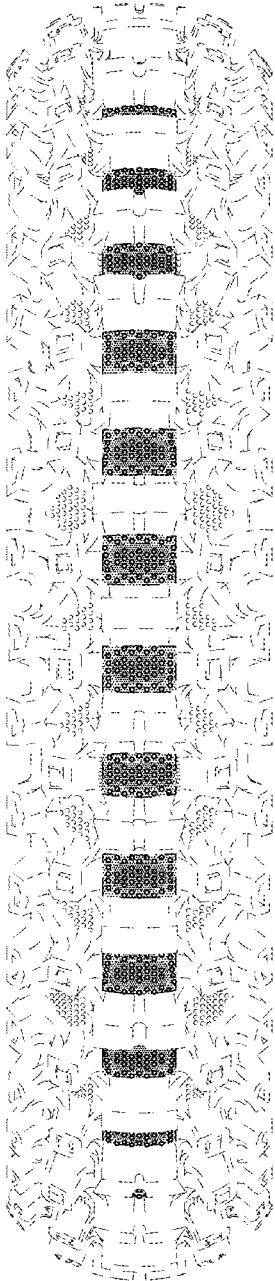
**1 Claim, 8 Drawing Sheets**



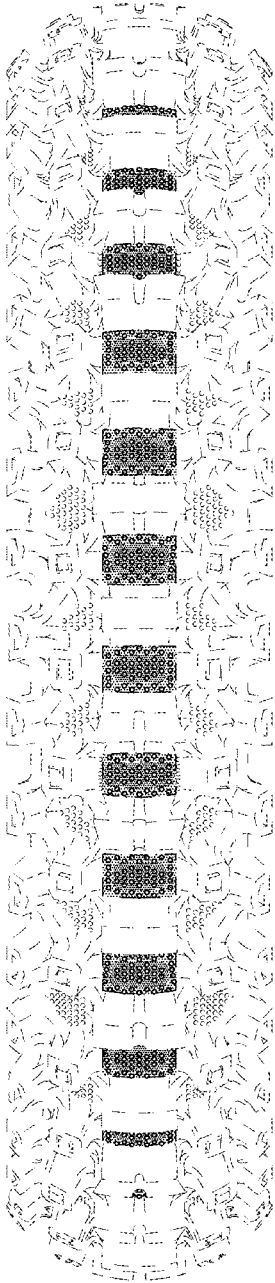
*FIG. 1*




*FIG. 2*




*FIG. 3*



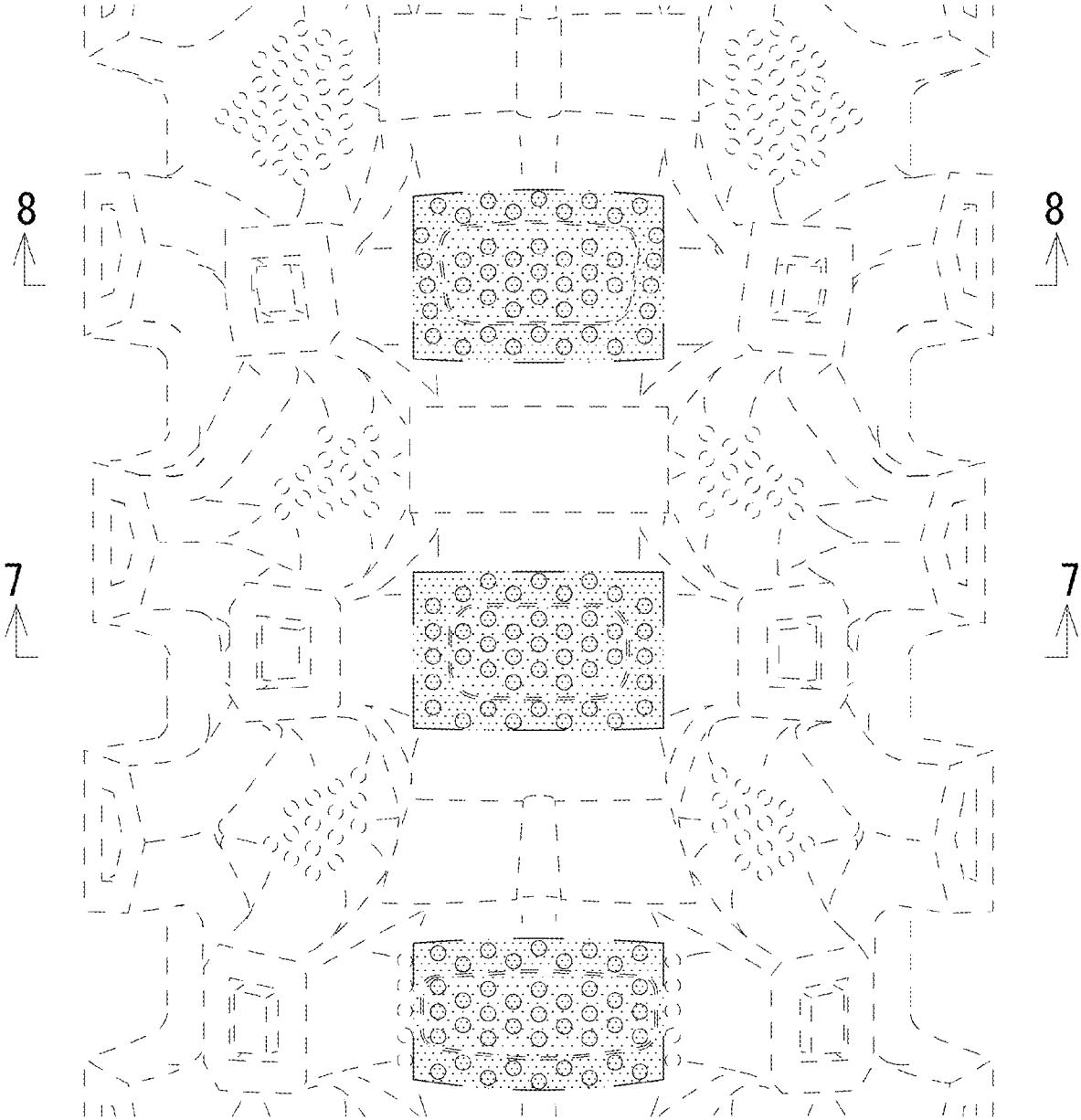
*FIG. 4*




*FIG. 5*



*FIG. 6*



*FIG. 7*





*FIG. 8*

