

(12) **United States Patent**
Chan et al.

(10) **Patent No.:** **US 9,921,978 B1**
(45) **Date of Patent:** **Mar. 20, 2018**

(54) **SYSTEM AND METHOD FOR ENHANCED SECURITY OF STORAGE DEVICES**

FOREIGN PATENT DOCUMENTS

(71) Applicant: **FireEye, Inc.**, Milpitas, CA (US)

GB 2439806 A 1/2008
GB 2490431 A 10/2012

(Continued)

(72) Inventors: **Eric Chan**, Newark, CA (US); **Osman Abdoul Ismael**, Palo Alto, CA (US); **Gregory J. Snyder**, Palo Alto, CA (US)

OTHER PUBLICATIONS

Marchette, David J., "Computer Intrusion Detection and Network Monitoring: A Statistical Viewpoint", ("Marchette"), (2001).

(Continued)

(73) Assignee: **FireEye, Inc.**, Milpitas, CA (US)

(*) Notice: Subject to any disclaimer, the term of this patent is extended or adjusted under 35 U.S.C. 154(b) by 594 days.

Primary Examiner — Kendall Dolly

(74) *Attorney, Agent, or Firm* — Rutan & Tucker, LLP

(21) Appl. No.: **14/536,498**

(22) Filed: **Nov. 7, 2014**

(57) **ABSTRACT**

Related U.S. Application Data

A storage device features a processor and a random number generation which are communicatively coupled to a memory. The memory comprises an access control logic that is configured to (i) transmit a first message that comprises information associated with a random number generated by the random number generator and a first keying material, (ii) receive a second message in response to the first message, the second message comprises information generated using at least the random number, (iii) recover information from the second message, the recovered information comprises information generated using at least pre-stored keying material and a return value being based on the random number, (iv) compare the return value from the recovered information with the random number, and (v) alter an operating state of the storage device from a locked state to an unlocked state upon the return value matching the random number, the unlocked state allows one or more devices to control storage device including accessing stored content within the storage device.

(60) Provisional application No. 61/902,102, filed on Nov. 8, 2013.

(51) **Int. Cl.**
G06F 21/00 (2013.01)
G06F 12/14 (2006.01)
G06F 21/31 (2013.01)

(52) **U.S. Cl.**
CPC **G06F 12/1466** (2013.01); **G06F 21/31** (2013.01)

(58) **Field of Classification Search**
CPC G06F 12/1466; G06F 21/31
See application file for complete search history.

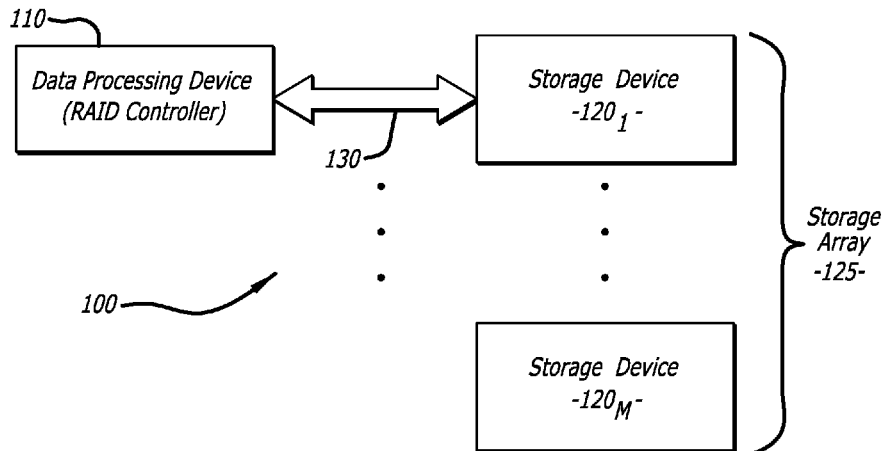
(56) **References Cited**

U.S. PATENT DOCUMENTS

4,292,580 A 9/1981 Ott et al.
5,175,732 A 12/1992 Hendel et al.
5,440,723 A 8/1995 Arnold et al.
5,490,249 A 2/1996 Miller

(Continued)

19 Claims, 5 Drawing Sheets



(56)

References Cited

U.S. PATENT DOCUMENTS

5,657,473	A	8/1997	Killean et al.	7,607,171	B1	10/2009	Marsden et al.
5,842,002	A	11/1998	Schnurer et al.	7,639,714	B2	12/2009	Stolfo et al.
5,978,917	A	11/1999	Chi	7,644,441	B2	1/2010	Schmid et al.
6,088,803	A	7/2000	Tso et al.	7,657,419	B2	2/2010	van der Made
6,094,677	A	7/2000	Capek et al.	7,676,841	B2	3/2010	Sobchuk et al.
6,108,799	A	8/2000	Boulay et al.	7,698,548	B2	4/2010	Shelest et al.
6,118,382	A	9/2000	Hibbs et al.	7,707,633	B2	4/2010	Danford et al.
6,269,330	B1	7/2001	Cidon et al.	7,712,136	B2	5/2010	Sprosts et al.
6,272,641	B1	8/2001	Ji	7,730,011	B1	6/2010	Deninger et al.
6,279,113	B1	8/2001	Vaidya	7,739,740	B1	6/2010	Nachenberg et al.
6,298,445	B1	10/2001	Shostack et al.	7,779,463	B2	8/2010	Stolfo et al.
6,357,008	B1	3/2002	Nachenberg	7,784,097	B1	8/2010	Stolfo et al.
6,417,774	B1	7/2002	Hibbs et al.	7,836,502	B1	11/2010	Zhao et al.
6,424,627	B1	7/2002	Sørhaug et al.	7,849,506	B1	12/2010	Dansey et al.
6,442,696	B1	8/2002	Wray et al.	7,854,007	B2	12/2010	Sprosts et al.
6,484,315	B1	11/2002	Ziese	7,869,073	B2	1/2011	Oshima
6,487,666	B1	11/2002	Shanklin et al.	7,877,803	B2	1/2011	Enstone et al.
6,493,756	B1	12/2002	O'Brien et al.	7,904,959	B2	3/2011	Sidirolou et al.
6,550,012	B1	4/2003	Villa et al.	7,908,660	B2	3/2011	Bahl
6,700,497	B2	3/2004	Hibbs et al.	7,930,738	B1	4/2011	Petersen
6,775,657	B1	8/2004	Baker	7,937,761	B1	5/2011	Bennett
6,831,893	B1	12/2004	Ben Nun et al.	7,949,849	B2	5/2011	Lowe et al.
6,832,367	B1	12/2004	Choi et al.	7,996,556	B2	8/2011	Raghavan et al.
6,895,550	B2	5/2005	Kanchirayappa et al.	7,996,836	B1	8/2011	McCorkendale et al.
6,898,632	B2	5/2005	Gordy et al.	7,996,904	B1	8/2011	Chiueh et al.
6,907,396	B1	6/2005	Muttik et al.	7,996,905	B2	8/2011	Arnold et al.
6,941,348	B2	9/2005	Petry et al.	8,006,305	B2	8/2011	Aziz
6,971,097	B1	11/2005	Wallman	8,010,667	B2	8/2011	Zhang et al.
6,981,279	B1	12/2005	Arnold et al.	8,020,206	B2	9/2011	Hubbard et al.
6,995,665	B2	2/2006	Appelt et al.	8,028,338	B1	9/2011	Schneider et al.
7,007,107	B1	2/2006	Ivchenko et al.	8,042,184	B1	10/2011	Batenin
7,028,179	B2	4/2006	Anderson et al.	8,045,094	B2	10/2011	Teragawa
7,043,757	B2	5/2006	Hoefelmeyer et al.	8,045,458	B2	10/2011	Alperovitch et al.
7,069,316	B1	6/2006	Gryznov	8,069,484	B2	11/2011	McMillan et al.
7,080,407	B1	7/2006	Zhao et al.	8,087,086	B1	12/2011	Lai et al.
7,080,408	B1	7/2006	Pak et al.	8,171,553	B2	5/2012	Aziz et al.
7,093,239	B1	8/2006	van der Made	8,176,049	B2	5/2012	Deninger et al.
7,096,498	B2	8/2006	Judge	8,176,480	B1	5/2012	Spertus
7,100,201	B2	8/2006	Izatt	8,204,984	B1	6/2012	Aziz et al.
7,107,617	B2	9/2006	Hursey et al.	8,214,905	B1	7/2012	Doukhvalov et al.
7,159,149	B2	1/2007	Spiegel et al.	8,220,055	B1	7/2012	Kennedy
7,213,260	B2	5/2007	Judge	8,225,373	B2	7/2012	Kraemer
7,231,667	B2	6/2007	Jordan	8,233,882	B2	7/2012	Rogel
7,240,364	B1	7/2007	Branscomb et al.	8,234,640	B1	7/2012	Fitzgerald et al.
7,240,368	B1	7/2007	Roesch et al.	8,234,709	B2	7/2012	Viljoen et al.
7,243,371	B1	7/2007	Kasper et al.	8,239,944	B1	8/2012	Nachenberg et al.
7,249,175	B1	7/2007	Donaldson	8,260,914	B1	9/2012	Ranjan
7,287,278	B2	10/2007	Liang	8,266,091	B1	9/2012	Gubin et al.
7,308,716	B2	12/2007	Danford et al.	8,286,251	B2	10/2012	Eker et al.
7,328,453	B2	2/2008	Merkle, Jr. et al.	8,291,499	B2	10/2012	Aziz et al.
7,346,486	B2	3/2008	Ivancic et al.	8,307,435	B1	11/2012	Mann et al.
7,356,736	B2	4/2008	Natvig	8,307,443	B2	11/2012	Wang et al.
7,386,888	B2	6/2008	Liang et al.	8,312,545	B2	11/2012	Tuvell et al.
7,392,542	B2	6/2008	Bucher	8,321,936	B1	11/2012	Green et al.
7,418,729	B2	8/2008	Szor	8,321,941	B2	11/2012	Tuvell et al.
7,428,300	B1	9/2008	Drew et al.	8,332,571	B1	12/2012	Edwards, Sr.
7,441,272	B2	10/2008	Durham et al.	8,365,286	B2	1/2013	Poston
7,448,084	B1	11/2008	Apap et al.	8,365,297	B1	1/2013	Parshin et al.
7,458,098	B2	11/2008	Judge et al.	8,370,938	B1	2/2013	Daswani et al.
7,464,404	B2	12/2008	Carpenter et al.	8,370,939	B2	2/2013	Zaitsev et al.
7,464,407	B2	12/2008	Nakae et al.	8,375,444	B2	2/2013	Aziz et al.
7,467,408	B1	12/2008	O'Toole, Jr.	8,381,299	B2	2/2013	Stolfo et al.
7,478,428	B1	1/2009	Thomlinson	8,402,529	B1	3/2013	Green et al.
7,480,773	B1	1/2009	Reed	8,464,340	B2	6/2013	Ahn et al.
7,487,543	B2	2/2009	Arnold et al.	8,479,174	B2	7/2013	Chiriack
7,496,960	B1	2/2009	Chen et al.	8,479,276	B1	7/2013	Vaystikh et al.
7,496,961	B2	2/2009	Zimmer et al.	8,479,291	B1	7/2013	Bodke
7,519,990	B1	4/2009	Xie	8,510,827	B1	8/2013	Leake et al.
7,523,493	B2	4/2009	Liang et al.	8,510,828	B1	8/2013	Guo et al.
7,530,104	B1	5/2009	Thrower et al.	8,510,842	B2	8/2013	Amit et al.
7,540,025	B2	5/2009	Tzadikario	8,516,478	B1	8/2013	Edwards et al.
7,565,550	B2	7/2009	Liang et al.	8,516,590	B1	8/2013	Ranadive et al.
7,568,233	B1	7/2009	Szor et al.	8,516,593	B2	8/2013	Aziz
7,584,455	B2	9/2009	Ball	8,522,348	B2	8/2013	Chen et al.
7,603,715	B2	10/2009	Costa et al.	8,528,086	B1	9/2013	Aziz
				8,533,824	B2	9/2013	Hutton et al.
				8,539,582	B1	9/2013	Aziz et al.
				8,549,638	B2	10/2013	Aziz
				8,555,391	B1	10/2013	Demir et al.

(56)

References Cited

U.S. PATENT DOCUMENTS

8,561,177	B1	10/2013	Aziz et al.	2004/0128355	A1	7/2004	Chao et al.	
8,566,946	B1	10/2013	Aziz et al.	2004/0165588	A1	8/2004	Pandya	
8,584,094	B2	11/2013	Dadhia et al.	2004/0236963	A1	11/2004	Danford et al.	
8,584,234	B1	11/2013	Sobel et al.	2004/0243349	A1	12/2004	Greifeneder et al.	
8,584,239	B2	11/2013	Aziz et al.	2004/0249911	A1	12/2004	Alkhatib et al.	
8,595,834	B2	11/2013	Xie et al.	2004/0255161	A1	12/2004	Cavanaugh	
8,627,476	B1	1/2014	Satish et al.	2004/0268147	A1	12/2004	Wiederin et al.	
8,635,696	B1	1/2014	Aziz	2005/0005159	A1	1/2005	Oliphant	
8,682,054	B2	3/2014	Xue et al.	2005/0021740	A1	1/2005	Bar et al.	
8,682,812	B1	3/2014	Ranjan	2005/0033960	A1	2/2005	Vialen et al.	
8,689,333	B2	4/2014	Aziz	2005/0033989	A1	2/2005	Poletto et al.	
8,695,096	B1	4/2014	Zhang	2005/0050148	A1	3/2005	Mohammadioun et al.	
8,713,631	B1	4/2014	Pavlyushchik	2005/0086523	A1	4/2005	Zimmer et al.	
8,713,681	B2	4/2014	Silberman et al.	2005/0091513	A1	4/2005	Mitomo et al.	
8,726,392	B1	5/2014	McCorkendale et al.	2005/0091533	A1	4/2005	Omote et al.	
8,739,280	B2	5/2014	Chess et al.	2005/0091652	A1	4/2005	Ross et al.	
8,776,229	B1	7/2014	Aziz	2005/0108562	A1	5/2005	Khazan et al.	
8,782,792	B1	7/2014	Bodke	2005/0114663	A1	5/2005	Cornell et al.	
8,789,172	B2	7/2014	Stolfo et al.	2005/0125195	A1	6/2005	Brendel	
8,789,178	B2	7/2014	Kejriwal et al.	2005/0149726	A1	7/2005	Joshi et al.	
8,793,787	B2	7/2014	Ismael et al.	2005/0149730	A1*	7/2005	Aissi	G06F 21/31
8,805,947	B1	8/2014	Kuzkin et al.	2005/0157662	A1	7/2005	Bingham et al.	713/168
8,806,647	B1	8/2014	Daswani et al.	2005/0183143	A1	8/2005	Anderholm et al.	
8,832,829	B2	9/2014	Manni et al.	2005/0201297	A1	9/2005	Peikari	
8,850,570	B1	9/2014	Ramzan	2005/0210533	A1	9/2005	Copeland et al.	
8,850,571	B2	9/2014	Staniford et al.	2005/0238005	A1	10/2005	Chen et al.	
8,881,234	B2	11/2014	Narasimhan et al.	2005/0240781	A1	10/2005	Gassoway	
8,881,282	B1	11/2014	Aziz et al.	2005/0262562	A1	11/2005	Gassoway	
8,898,788	B1	11/2014	Aziz et al.	2005/0265331	A1	12/2005	Stolfo	
8,935,779	B2	1/2015	Manni et al.	2005/0283839	A1	12/2005	Cowburn	
8,984,638	B1	3/2015	Aziz et al.	2006/0010495	A1	1/2006	Cohen et al.	
8,990,939	B2	3/2015	Staniford et al.	2006/0015416	A1	1/2006	Hoffman et al.	
8,990,944	B1	3/2015	Singh et al.	2006/0015715	A1	1/2006	Anderson	
8,997,219	B2	3/2015	Staniford et al.	2006/0015747	A1	1/2006	Van De Ven	
9,009,822	B1	4/2015	Ismael et al.	2006/0021029	A1	1/2006	Brickell et al.	
9,009,823	B1	4/2015	Ismael et al.	2006/0021054	A1	1/2006	Costa et al.	
9,027,135	B1	5/2015	Aziz	2006/0031476	A1	2/2006	Mathes et al.	
9,071,638	B1	6/2015	Aziz et al.	2006/0047665	A1	3/2006	Neil	
9,104,867	B1	8/2015	Thioux et al.	2006/0070130	A1	3/2006	Costea et al.	
9,106,694	B2	8/2015	Aziz et al.	2006/0075496	A1	4/2006	Carpenter et al.	
9,118,715	B2	8/2015	Staniford et al.	2006/0095968	A1	5/2006	Portolani et al.	
2001/0005889	A1	6/2001	Albrecht	2006/0101516	A1	5/2006	Sudaharan et al.	
2001/0047326	A1	11/2001	Broadbent et al.	2006/0101517	A1	5/2006	Banzhof et al.	
2002/0018903	A1	2/2002	Kokubo et al.	2006/0117385	A1	6/2006	Mester et al.	
2002/0038430	A1	3/2002	Edwards et al.	2006/0123477	A1	6/2006	Raghavan et al.	
2002/0091819	A1	7/2002	Melchione et al.	2006/0143709	A1	6/2006	Brooks et al.	
2002/0095607	A1	7/2002	Lin-Hendel	2006/0150249	A1	7/2006	Gassen et al.	
2002/0116627	A1	8/2002	Tarbotton et al.	2006/0161983	A1	7/2006	Cothrell et al.	
2002/0144156	A1	10/2002	Copeland	2006/0161987	A1	7/2006	Levy-Yurista	
2002/0162015	A1	10/2002	Tang	2006/0161989	A1	7/2006	Reshef et al.	
2002/0166063	A1	11/2002	Lachman et al.	2006/0164199	A1	7/2006	Gilde et al.	
2002/0169952	A1	11/2002	DiSanto et al.	2006/0173992	A1	8/2006	Weber et al.	
2002/0184528	A1	12/2002	Shevenell et al.	2006/0179147	A1	8/2006	Tran et al.	
2002/0188887	A1	12/2002	Largman et al.	2006/0184632	A1	8/2006	Marino et al.	
2002/0194490	A1	12/2002	Halperin et al.	2006/0191010	A1	8/2006	Benjamin	
2003/0074578	A1	4/2003	Ford et al.	2006/0221956	A1	10/2006	Narayan et al.	
2003/0084318	A1	5/2003	Schertz	2006/0236393	A1	10/2006	Kramer et al.	
2003/0101381	A1	5/2003	Mateev et al.	2006/0242709	A1	10/2006	Seinfeld et al.	
2003/0115483	A1	6/2003	Liang	2006/0248519	A1	11/2006	Jaeger et al.	
2003/0188190	A1	10/2003	Aaron et al.	2006/0248582	A1	11/2006	Panjwani et al.	
2003/0191957	A1	10/2003	Hypponen et al.	2006/0251104	A1	11/2006	Koga	
2003/0200460	A1	10/2003	Morota et al.	2006/0288417	A1	12/2006	Bookbinder et al.	
2003/0212902	A1	11/2003	van der Made	2007/0006288	A1	1/2007	Mayfield et al.	
2003/0229801	A1	12/2003	Kouznetsov et al.	2007/0006313	A1	1/2007	Porras et al.	
2003/0237000	A1	12/2003	Denton et al.	2007/0011174	A1	1/2007	Takaragi et al.	
2004/0003323	A1	1/2004	Bennett et al.	2007/0016951	A1	1/2007	Piccard et al.	
2004/0015712	A1	1/2004	Szor	2007/0033645	A1	2/2007	Jones	
2004/0019832	A1	1/2004	Arnold et al.	2007/0038943	A1	2/2007	FitzGerald et al.	
2004/0047356	A1	3/2004	Bauer	2007/0064689	A1	3/2007	Shin et al.	
2004/0083408	A1	4/2004	Spiegel et al.	2007/0074169	A1	3/2007	Chess et al.	
2004/0088581	A1	5/2004	Brawn et al.	2007/0094730	A1	4/2007	Bhikkaji et al.	
2004/0093513	A1	5/2004	Cantrell et al.	2007/0101435	A1	5/2007	Konanka et al.	
2004/0111531	A1	6/2004	Staniford et al.	2007/0128855	A1	6/2007	Cho et al.	
2004/0117478	A1	6/2004	Triulzi et al.	2007/0142030	A1	6/2007	Sinha et al.	
2004/0117624	A1	6/2004	Brandt et al.	2007/0143827	A1	6/2007	Nicodemus et al.	
				2007/0156895	A1	7/2007	Vuong	
				2007/0157180	A1	7/2007	Tillmann et al.	
				2007/0157306	A1	7/2007	Elrod et al.	

(56)

References Cited

U.S. PATENT DOCUMENTS

2007/0168988	A1	7/2007	Eisner et al.	2009/0300415	A1	12/2009	Zhang et al.
2007/0171824	A1	7/2007	Ruello et al.	2009/0300761	A1	12/2009	Park et al.
2007/0174915	A1	7/2007	Gribble et al.	2009/0328185	A1	12/2009	Berg et al.
2007/0192500	A1	8/2007	Lum	2009/0328221	A1	12/2009	Blumfield et al.
2007/0192858	A1	8/2007	Lum	2010/0005146	A1	1/2010	Drako et al.
2007/0198275	A1	8/2007	Malden et al.	2010/0011205	A1	1/2010	McKenna
2007/0208822	A1	9/2007	Wang et al.	2010/0017546	A1	1/2010	Poo et al.
2007/0220607	A1	9/2007	Sprosts et al.	2010/0031353	A1	2/2010	Thomas et al.
2007/0240218	A1	10/2007	Tuvell et al.	2010/0037314	A1	2/2010	Perdisci et al.
2007/0240219	A1	10/2007	Tuvell et al.	2010/0054278	A1	3/2010	Stolfo et al.
2007/0240220	A1	10/2007	Tuvell et al.	2010/0115621	A1	5/2010	Staniford et al.
2007/0240222	A1	10/2007	Tuvell et al.	2010/0180344	A1	7/2010	Malyshev et al.
2007/0250930	A1	10/2007	Aziz et al.	2010/0192223	A1	7/2010	Ismael et al.
2007/0256132	A2	11/2007	Oliphant	2010/0220863	A1	9/2010	Dupaquis et al.
2007/0271446	A1	11/2007	Nakamura	2010/0235831	A1	9/2010	Dittmer
2008/0005782	A1	1/2008	Aziz	2010/0281541	A1	11/2010	Stolfo et al.
2008/0028463	A1	1/2008	Dagon et al.	2010/0281542	A1	11/2010	Stolfo et al.
2008/0032556	A1	2/2008	Schreier	2010/0299754	A1	11/2010	Amit et al.
2008/0040710	A1	2/2008	Chiriac	2010/0306173	A1	12/2010	Frank
2008/0046781	A1	2/2008	Childs et al.	2011/0004737	A1	1/2011	Greenebaum
2008/0066179	A1	3/2008	Liu	2011/0055907	A1	3/2011	Narasimhan et al.
2008/0072326	A1	3/2008	Danford et al.	2011/0078794	A1	3/2011	Manni et al.
2008/0077793	A1	3/2008	Tan et al.	2011/0093951	A1	4/2011	Aziz
2008/0080518	A1	4/2008	Hoefflin et al.	2011/0099620	A1	4/2011	Stavrou et al.
2008/0086720	A1	4/2008	Lekel	2011/0099633	A1	4/2011	Aziz
2008/0098476	A1	4/2008	Syversen	2011/0113231	A1	5/2011	Kaminsky
2008/0120722	A1	5/2008	Sima et al.	2011/0145918	A1	6/2011	Jung et al.
2008/0134178	A1	6/2008	Fitzgerald et al.	2011/0145920	A1	6/2011	Mahaffey et al.
2008/0134334	A1	6/2008	Kim et al.	2011/0145934	A1	6/2011	Abramovici et al.
2008/0141376	A1	6/2008	Clausen et al.	2011/0167493	A1	7/2011	Song et al.
2008/0181227	A1	7/2008	Todd	2011/0167494	A1	7/2011	Bowen et al.
2008/0184373	A1	7/2008	Traut et al.	2011/0173460	A1	7/2011	Ito et al.
2008/0189787	A1	8/2008	Arnold et al.	2011/0219449	A1	9/2011	St. Neitzel et al.
2008/0201778	A1	8/2008	Guo et al.	2011/0219450	A1	9/2011	McDougal et al.
2008/0209557	A1	8/2008	Herley et al.	2011/0225624	A1	9/2011	Sawhney et al.
2008/0215742	A1	9/2008	Goldszmidt et al.	2011/0225655	A1	9/2011	Niemela et al.
2008/0222729	A1	9/2008	Chen et al.	2011/0247072	A1	10/2011	Staniford et al.
2008/0263665	A1	10/2008	Ma et al.	2011/0265182	A1	10/2011	Peinado et al.
2008/0295172	A1	11/2008	Bohacek	2011/0289582	A1	11/2011	Kejriwal et al.
2008/0301810	A1	12/2008	Lehane et al.	2011/0302587	A1	12/2011	Nishikawa et al.
2008/0307524	A1	12/2008	Singh et al.	2011/0307954	A1	12/2011	Melnic et al.
2008/0313738	A1	12/2008	Enderby	2011/0307955	A1	12/2011	Kaplan et al.
2008/0320594	A1	12/2008	Jiang	2011/0307956	A1	12/2011	Yermakov et al.
2009/0003317	A1	1/2009	Kasralikar et al.	2011/0314546	A1	12/2011	Aziz et al.
2009/0007100	A1	1/2009	Field et al.	2012/0023593	A1	1/2012	Puder et al.
2009/0013408	A1	1/2009	Schipka	2012/0054869	A1	3/2012	Yen et al.
2009/0031423	A1	1/2009	Liu et al.	2012/0066698	A1	3/2012	Yanoo
2009/0036111	A1	2/2009	Danford et al.	2012/0079596	A1	3/2012	Thomas et al.
2009/0037835	A1	2/2009	Goldman	2012/0084859	A1	4/2012	Radinsky et al.
2009/0044024	A1	2/2009	Oberheide et al.	2012/0110667	A1	5/2012	Zubrilin et al.
2009/0044274	A1	2/2009	Budko et al.	2012/0117652	A1	5/2012	Manni et al.
2009/0063802	A1*	3/2009	Johnson	2012/0121154	A1	5/2012	Xue et al.
				2012/0124426	A1	5/2012	Maybee et al.
				2012/0174186	A1	7/2012	Aziz et al.
				2012/0174196	A1	7/2012	Bhogavilli et al.
				2012/0174218	A1	7/2012	McCoy et al.
				2012/0198279	A1	8/2012	Schroeder
				2012/0210423	A1	8/2012	Friedrichs et al.
				2012/0222121	A1	8/2012	Staniford et al.
				2012/0255015	A1	10/2012	Sahita et al.
				2012/0255017	A1	10/2012	Sallam
				2012/0260342	A1	10/2012	Dube et al.
				2012/0266244	A1	10/2012	Green et al.
				2012/0278886	A1	11/2012	Luna
				2012/0297489	A1	11/2012	Dequevy
				2012/0330801	A1	12/2012	McDougal et al.
				2013/0014259	A1	1/2013	Gribble et al.
				2013/0036472	A1	2/2013	Aziz
				2013/0047257	A1	2/2013	Aziz
				2013/0074185	A1	3/2013	McDougal et al.
				2013/0086684	A1	4/2013	Mohler
				2013/0097699	A1	4/2013	Balupari et al.
				2013/0097706	A1	4/2013	Titonis et al.
				2013/0111587	A1	5/2013	Goel et al.
				2013/0117852	A1	5/2013	Stute
				2013/0117855	A1	5/2013	Kim et al.
				2013/0139264	A1	5/2013	Brinkley et al.
				2013/0160125	A1	6/2013	Likhachev et al.
				2013/0160127	A1	6/2013	Jeong et al.
2009/0064332	A1	3/2009	Porras et al.				
2009/0077666	A1	3/2009	Chen et al.				
2009/0083369	A1	3/2009	Marmor				
2009/0083855	A1	3/2009	Apap et al.				
2009/0089879	A1	4/2009	Wang et al.				
2009/0094697	A1	4/2009	Provos et al.				
2009/0113425	A1	4/2009	Ports et al.				
2009/0125976	A1	5/2009	Wassermann et al.				
2009/0126015	A1	5/2009	Monastyrsky et al.				
2009/0126016	A1	5/2009	Sobko et al.				
2009/0133125	A1	5/2009	Choi et al.				
2009/0144823	A1	6/2009	Lamastra et al.				
2009/0158430	A1	6/2009	Borders				
2009/0172815	A1	7/2009	Gu et al.				
2009/0187992	A1	7/2009	Poston				
2009/0193293	A1	7/2009	Stolfo et al.				
2009/0199296	A1	8/2009	Xie et al.				
2009/0228233	A1	9/2009	Anderson et al.				
2009/0241187	A1	9/2009	Troyansky				
2009/0241190	A1	9/2009	Todd et al.				
2009/0265692	A1	10/2009	Godefroid et al.				
2009/0271867	A1	10/2009	Zhang				

G06F 21/31
711/164

(56) **References Cited**

U.S. PATENT DOCUMENTS

2013/0160130	A1	6/2013	Mendelev et al.
2013/0160131	A1	6/2013	Madou et al.
2013/0167236	A1	6/2013	Sick
2013/0174214	A1	7/2013	Duncan
2013/0185789	A1	7/2013	Hagiwara et al.
2013/0185795	A1	7/2013	Winn et al.
2013/0185798	A1	7/2013	Saunders et al.
2013/0191915	A1	7/2013	Antonakakis et al.
2013/0196649	A1	8/2013	Paddon et al.
2013/0227691	A1	8/2013	Aziz et al.
2013/0246370	A1	9/2013	Bartram et al.
2013/0263260	A1	10/2013	Mahaffey et al.
2013/0291109	A1	10/2013	Staniford et al.
2013/0298243	A1	11/2013	Kumar et al.
2014/0053260	A1	2/2014	Gupta et al.
2014/0053261	A1	2/2014	Gupta et al.
2014/0130158	A1	5/2014	Wang et al.
2014/0137180	A1	5/2014	Lukacs et al.
2014/0169762	A1	6/2014	Ryu
2014/0179360	A1	6/2014	Jackson et al.
2014/0328204	A1	11/2014	Klotsche et al.
2014/0337836	A1	11/2014	Ismael
2014/0351935	A1	11/2014	Shao et al.
2015/0096025	A1	4/2015	Ismael

FOREIGN PATENT DOCUMENTS

WO	02/23805	A2	3/2002
WO	02/006928	A2	8/2003
WO	2007117636	A2	10/2007
WO	2008041950	A2	4/2008
WO	2011084431	A2	7/2011
WO	2011/112348	A1	9/2011
WO	2012/075336	A1	6/2012
WO	2013/067505	A1	5/2013

OTHER PUBLICATIONS

Margolis, P.E. , "Random House Webster's 'Computer & Internet Dictionary 3rd Edition'", ISBN 0375703519, (Dec. 1998).

Moore, D. , et al. , "Internet Quarantine: Requirements for Containing Self-Propagating Code", INFOCOM, vol. 3, (Mar. 30-Apr. 3, 2003), pp. 1901-1910.

Morales, Jose A. , et al. , "Analyzing and exploiting network behaviors of malware.", Security and Privacy in Communication Networks. Springer Berlin Heidelberg, 2010. 20-34.

Mori, Detecting Unknown Computer Viruses, 2004, Springer-Verlag Berlin Heidelberg.

Natvig, Kurt , "SANDBOXII: Internet", Virus Bulletin Conference, ("Natvig"), (Sep. 2002).

NetBIOS Working Group. Protocol Standard for a NetBIOS Service on a TCP/UDP transport: Concepts and Methods. STD 19, RFC 1001, Mar. 1987.

Newsome, J. , et al. , "Dynamic Taint Analysis for Automatic Detection, Analysis, and Signature Generation of Exploits on Commodity Software", In Proceedings of the 12th Annual Network and Distributed System Security, Symposium (NDSS '05), (Feb. 2005).

Newsome, J. , et al. , "Polygraph: Automatically Generating Signatures for Polymorphic Worms", In Proceedings of the IEEE Symposium on Security and Privacy, (May 2005).

Nojiri, D. , et al. , "Cooperation Response Strategies for Large Scale Attack Mitigation", DARPA Information Survivability Conference and Exposition, vol. 1, (Apr. 22-24, 2003), pp. 293-302.

Oberheide et al. , CloudAV.sub.—N-Version Antivirus in the Network Cloud, 17th USENIX Security Symposium USENIX Security '08 Jul. 28-Aug. 1, 2008 San Jose, CA.

Reiner Sailer, Enrique Valdez, Trent Jaeger, Roonald Perez, Leendert van Doorn, John Linwood Griffin, Stefan Berger. , sHype: Secure Hypervisor Approach to Trusted Virtualized Systems (Feb. 2, 2005) ("Sailer").

Silicon Defense, "Worm Containment in the Internal Network", (Mar. 2003), pp. 1-25.

Singh, S. , et al. , "Automated Worm Fingerprinting", Proceedings of the ACM/USENIX Symposium on Operating System Design and Implementation, San Francisco, California, (Dec. 2004).

Spitzner, Lance , "Honeypots: Tracking Hackers", ("Spizner"), (Sep. 17, 2002).

The Sniffers's Guide to Raw Traffic available at: yuba.stanford.edu/about.casado/pcap/section1.html, (Jan. 6, 2014).

Thomas H. Ptacek, and Timothy N. Newsham , "Insertion, Evasion, and Denial of Service: Eluding Network Intrusion Detection", Secure Networks, ("Ptacek"), (Jan. 1998).

U.S. Pat. No. 8,171,553 filed Apr. 20, 2006, Inter Parties Review Decision dated Jul. 10, 2015.

U.S. Pat. No. 8,291,499 filed Mar. 16, 2012, Inter Parties Review Decision dated Jul. 10, 2015.

Venezia, Paul , "NetDetector Captures Intrusions", InfoWorld Issue 27, ("Venezia"), (Jul. 14, 2003).

Wahid et al. , Characterising the Evolution in Scanning Activity of Suspicious Hosts, Oct. 2009, Third International Conference on Network and System Security, pp. 344-350.

Whyte, et al. , "DNS-Based Detection of Scanning Works in an Enterprise Network", Proceedings of the 12th Annual Network and Distributed System Security Symposium, (Feb. 2005), 15 pages.

Williamson, Matthew M. , "Throttling Viruses: Restricting Propagation to Defeat Malicious Mobile Code", ACSAC Conference, Las Vegas, NV, USA, (Dec. 2002), pp. 1-9.

Yuhei Kawakoya et al: "Memory behavior-based automatic malware unpacking in stealth debugging environment", Malicious and Unwanted Software (Malware), 2010 5th International Conference on, IEEE, Piscataway, NJ, USA, Oct. 19, 2010, pp. 39-46, XP031833827, ISBN:978-1-4244-8-9353-1.

Zhang et al. , The Effects of Threading, Infection Time, and Multiple-Attacker Collaboration on Malware Propagation, Sep. 2009, IEEE 28th International Symposium on Reliable Distributed Systems, pp. 73-82.

"Network Security: NetDetector—Network Intrusion Forensic System (NIFS) Whitepaper", ("NetDetector Whitepaper"), (2003).

"Packet", Microsoft Computer Dictionary, Microsoft Press, (Mar. 2002), 1 page.

"When Virtual is Better Than Real", IEEEExplore Digital Library, available at, <http://ieeexplore.ieee.org/xpl/articleDetails.jsp?reload=true&arnumber=990073>, (Dec. 7, 2013).

Abdullah, et al. , Visualizing Network Data for Intrusion Detection, 2005 IEEE Workshop on Information Assurance and Security, pp. 100-108.

Adetoye, Adedayo , et al. , "Network Intrusion Detection & Response System", ("Adetoye"), (Sep. 2003).

Adobe Systems Incorporated, "PDF 32000-1:2008, Document management—Portable document format—Part1:PDF 1.7", First Edition, Jul. 1, 2008, 756 pages.

AltaVista Advanced Search Results. "attack vector identifier". [Http://www.altavista.com/web/results?Itag=ody&pg=aq&aqmode=aqa=Event+Orch-estrator . . .](http://www.altavista.com/web/results?Itag=ody&pg=aq&aqmode=aqa=Event+Orch-estrator...) , (Accessed on Sep. 15, 2009).

AltaVista Advanced Search Results. "Event Orchestrator". [Http://www.altavista.com/web/results?Itag=ody&pg=aq&aqmode=aqa=Event+Orch-estrator . . .](http://www.altavista.com/web/results?Itag=ody&pg=aq&aqmode=aqa=Event+Orch-estrator...) , (Accessed on Sep. 3, 2009).

Apostolopoulos, George; hassapis, Constantinos; "V-eM: A cluster of Virtual Machines for Robust, Detailed, and High-Performance Network Emulation", 14th IEEE International Symposium on Modeling, Analysis, and Simulation of Computer and Telecommunication Systems, Sep. 11-14, 2006, pp. 117-126.

Aura, Tuomas, "Scanning electronic documents for personally identifiable information", Proceedings of the 5th ACM workshop on Privacy in electronic society. ACM, 2006.

Baecher, "The Nepenthes Platform: An Efficient Approach to collect Malware", Springer-verlag Berlin Heidelberg, (2006), pp. 165-184.

Baldi, Mario; Risso, Fulvio; "A Framework for Rapid Development and Portable Execution of Packet-Handling Applications", 5th IEEE International Symposium Processing and Information Technology, Dec. 21, 2005, pp. 233-238.

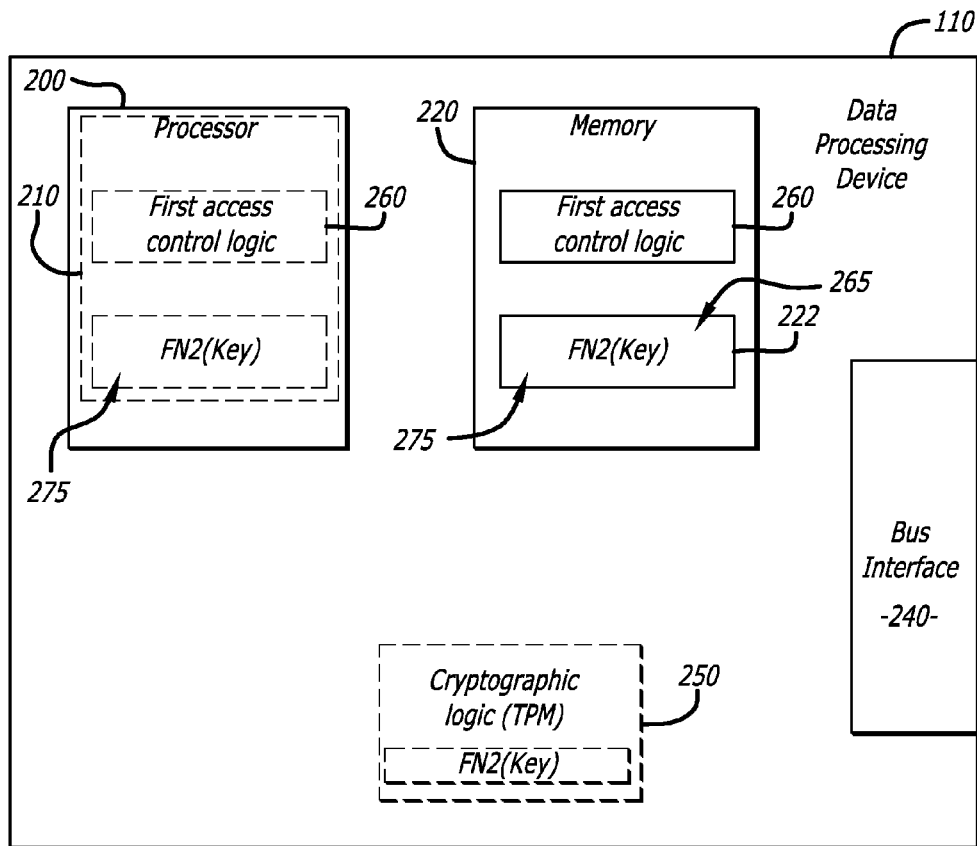
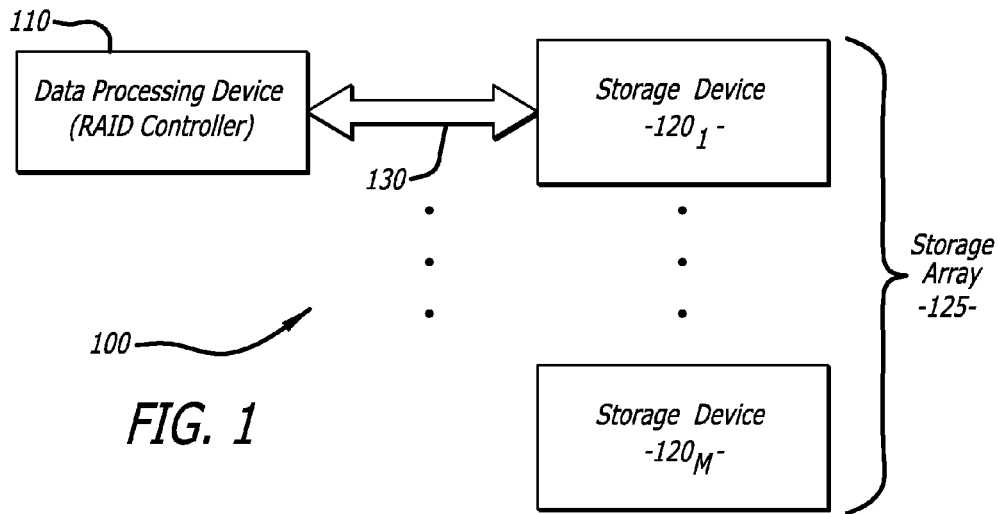
(56)

References Cited

OTHER PUBLICATIONS

- Bayer, et al., "Dynamic Analysis of Malicious Code", J Comput Virol, Springer-Verlag, France., (2006), pp. 67-77.
- Boubalos, Chris , "extracting syslog data out of raw pcap dumps, seclists.org, Honeypots mailing list archives", available at <http://seclists.org/honeypots/2003/q2/319> ("Boubalos"), (Jun. 5, 2003).
- Chaudet, C. , et al., "Optimal Positioning of Active and Passive Monitoring Devices", International Conference on Emerging Networking Experiments and Technologies, Proceedings of the 2005 ACM Conference on Emerging Network Experiment and Technology, CoNEXT '05, Toulouse, France, (Oct. 2005), pp. 71-82.
- Chen, P. M. and Noble, B. D., "When Virtual is Better Than Real, Department of Electrical Engineering and Computer Science", University of Michigan ("Chen").
- Cisco "Intrusion Prevention for the Cisco ASA 5500-x Series" Data Sheet (2012).
- Cisco, Configuring the Catalyst Switched Port Analyzer (SPAN) ("Cisco"), (1992-2003).
- Clark, John, Sylvian Leblanc, and Scott Knight. "Risks associated with usb hardware trojan devices used by insiders." Systems Conference (SysCon), 2011 IEEE International. IEEE, 2011.
- Cohen, M.I. , "PyFlag—An advanced network forensic framework", Digital investigation 5, Elsevier, (2008), pp. S112-S120.
- Costa, M. , et al., "Vigilante: End-to-End Containment of Internet Worms", SOSIP '05, Association for Computing Machinery, Inc., Brighton U.K., (Oct. 23-26, 2005).
- Crandall, J.R. , et al., "Minos:Control Data Attack Prevention Orthogonal to Memory Model", 37th International Symposium on Microarchitecture, Portland, Oregon, (Dec. 2004).
- Deutsch, P. , "Zlib compressed data format specification version 3.3" RFC 1950, (1996).
- Distler, "Malware Analysis: An Introduction", SANS Institute InfoSec Reading Room, SANS Institute, (2007).
- Dunlap, George W. , et al., "ReVirt: Enabling Intrusion Analysis through Virtual-Machine Logging and Replay", Proceeding of the 5th Symposium on Operating Systems Design and Implementation, USENIX Association, ("Dunlap"), (Dec. 9, 2002).
- Excerpt regarding First Printing Date for Merike Kaeo, Designing Network Security ("Kaeo"), (2005).
- Filiol, Eric , et al., "Combinatorial Optimisation of Worm Propagation on an Unknown Network", International Journal of Computer Science 2.2 (2007).
- FireEye Malware Analysis & Exchange Network, Malware Protection System, FireEye Inc., 2010.
- FireEye Malware Analysis, Modern Malware Forensics, FireEye Inc., 2010.
- FireEye v.6.0 Security Target, pp. 1-35, Version 1.1, FireEye Inc., May 2011.
- Gibler, Clint, et al. AndroidLeaks: automatically detecting potential privacy leaks in android applications on a large scale. Springer Berlin Heidelberg, 2012.
- Goel, et al., Reconstructing System State for Intrusion Analysis, Apr. 2008 SIGOPS Operating Systems Review, vol. 42 Issue 3, pp. 21-28.
- Gregg Keizer: "Microsoft's HoneyMonkeys Show Patching Windows Works", Aug. 8, 2005, XP055143386, Retrieved from the Internet: URL:<https://web.archive.org/web/20121022220617/http://www.informationweek.com/microsofts-honeymonkeys-show-patching-wi/167600716> [retrieved on Sep. 29, 2014].
- Heng Yin et al, Panorama: Capturing System-Wide Information Flow for Malware Detection and Analysis, Research Showcase @ CMU, Carnegie Mellon University, 2007.
- Hjelmvik, Erik , "Passive Network Security Analysis with NetworkMiner", (IN)Secure, Issue 18, (Oct. 2008), pp. 1-100.
- Idika et al., A-Survey-of-Malware-Detection-Techniques, Feb. 2, 2007, Department of Computer Science, Purdue University.
- IEEE Xplore Digital Library Sear Results for "detection of unknown computer worms". [Http://ieeexplore.ieee.org/searchresult.jsp?SortField=Score&SortOrder=desc- &ResultC . . .](http://ieeexplore.ieee.org/searchresult.jsp?SortField=Score&SortOrder=desc- &ResultC...) , (Accessed on Aug. 28, 2009).
- Isohara, Takamasa, Keisuke Takemori, and Ayumu Kubota. "Kernel-based behavior analysis for android malware detection." Computational intelligence and Security (CIS), 2011 Seventh International Conference on. IEEE, 2011.
- Kaeo, Merike , "Designing Network Security", ("Kaeo"), (Nov. 2003).
- Kevin A Roundy et al: "Hybrid Analysis and Control of Malware", Sep. 15, 2010, Recent Advances in Intrusion Detection, Springer Berlin Heidelberg, Berlin, Heidelberg, pp. 317-338, XP019150454 ISBN:978-3-642-15511-6.
- Kim, H. , et al., "Autograph: Toward Automated, Distributed Worm Signature Detection", Proceedings of the 13th Usenix Security Symposium (Security 2004), San Diego, (Aug. 2004), pp. 271-286.
- King, Samuel T., et al., "Operating System Support for Virtual Machines", ("King").
- Krasnyansky, Max , et al., Universal TUN/TAP driver, available at <https://www.kernel.org/doc/Documentation/networking/tuntap.txt> (2002) ("Krasnyansky").
- Kreibich, C. , et al., "Honeycomb-Creating Intrusion Detection Signatures Using Honeypots", 2nd Workshop on Hot Topics in Networks (HotNets-11), Boston, USA, (2003).
- Kristoff, J. , "Botnets, Detection and Mitigation: DNS-Based Techniques", NU Security Day, (2005), 23 pages.
- Leading Colleges Select FireEye to Stop Malware-Related Data Breaches, FireEye Inc., 2009.
- Li et al., A VMM-Based System Call Interposition Framework for Program Monitoring, Dec. 2010, IEEE 16th International Conference on Parallel and Distributed Systems, pp. 706-711.
- Liljenstam, Michael , et al., "Simulating Realistic Network Traffic for Worm Warning System Design and Testing", Institute for Security Technology studies, Dartmouth College ("Liljenstam"), (Oct. 27, 2003).
- Lindorfer, Martina, Clemens Kolbitsch, and Paolo Milani Comparetti. "Detecting environment-sensitive malware." Recent Advances in Intrusion Detection. Springer Berlin Heidelberg, 2011.
- Lok Kwong et al: "DroidScope: Seamlessly Reconstructing the OS and Dalvik Semantic Views for Dynamic Android Malware Analysis", Aug. 10, 2012, XP055158513, Retrieved from the Internet: URL:<https://www.usenix.org/system/files/conference/usenixsecurity12/sec12-final107.pdf> [retrieved on Dec. 15, 2014].

* cited by examiner



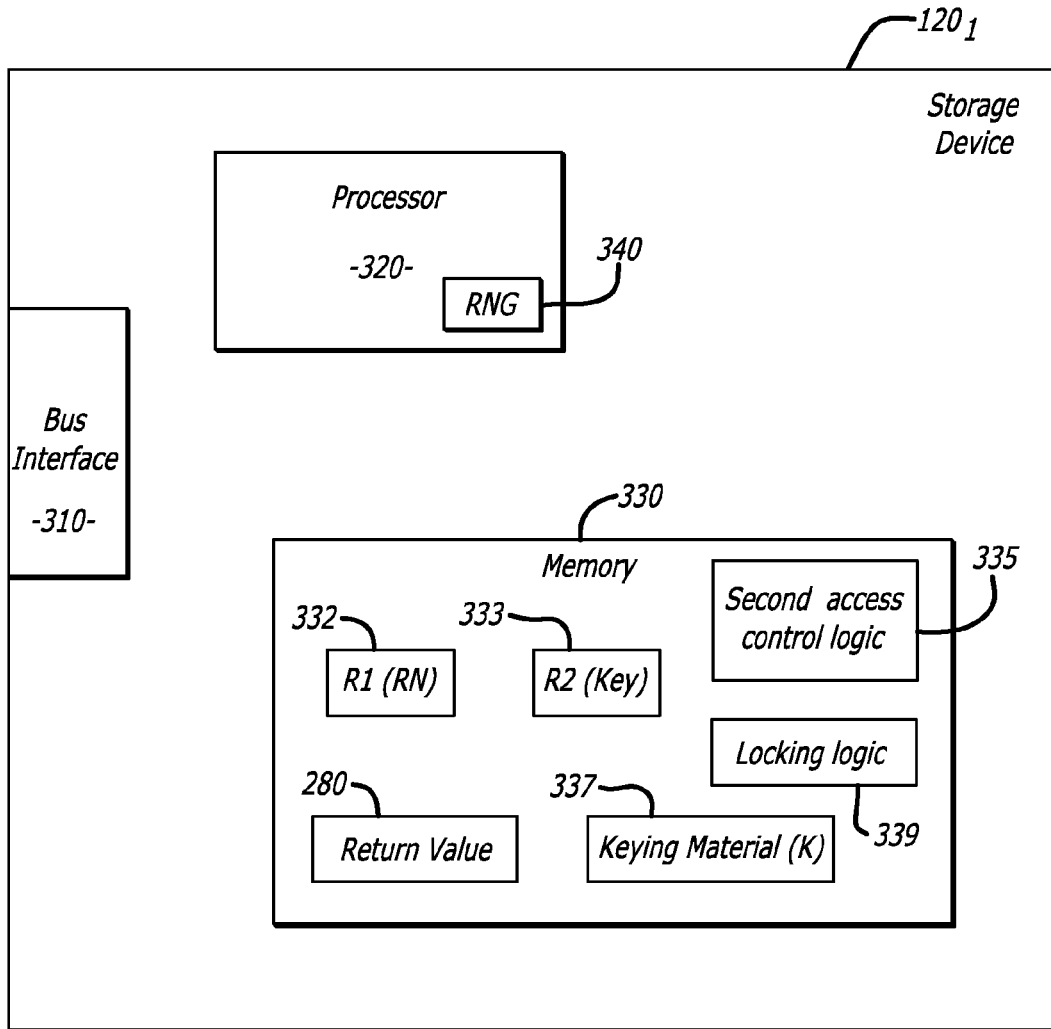


FIG. 3

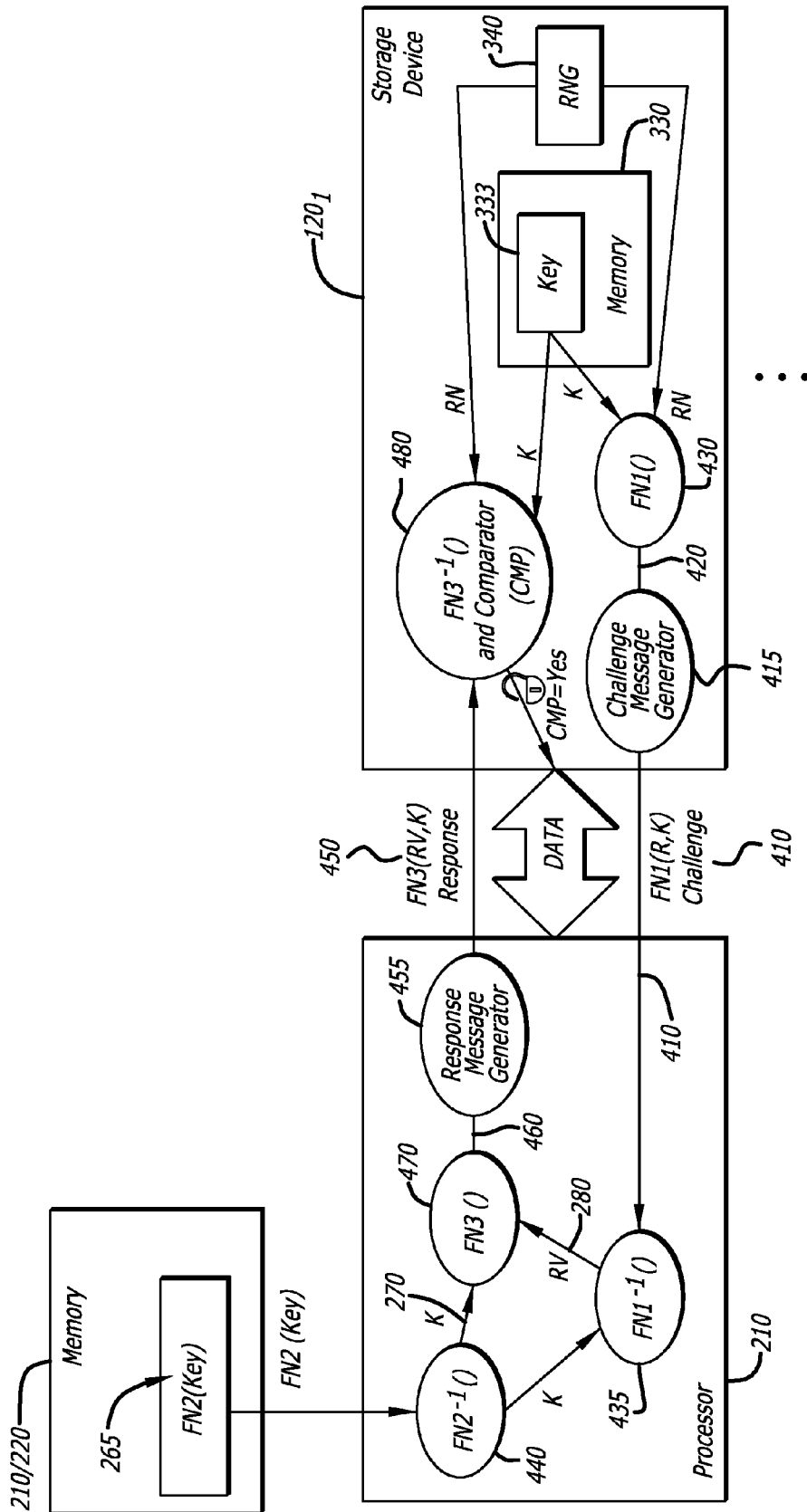
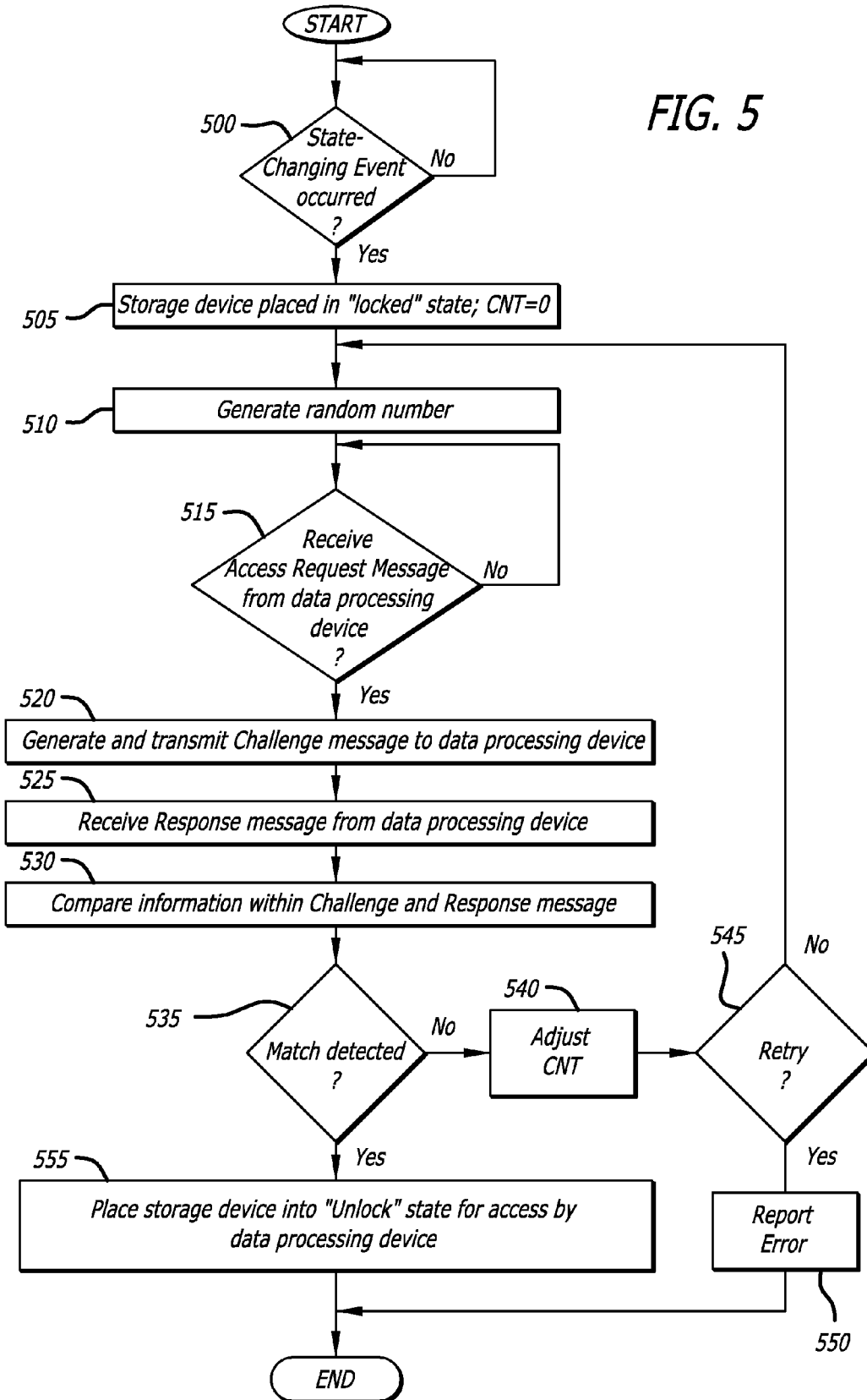


FIG. 4

FIG. 5



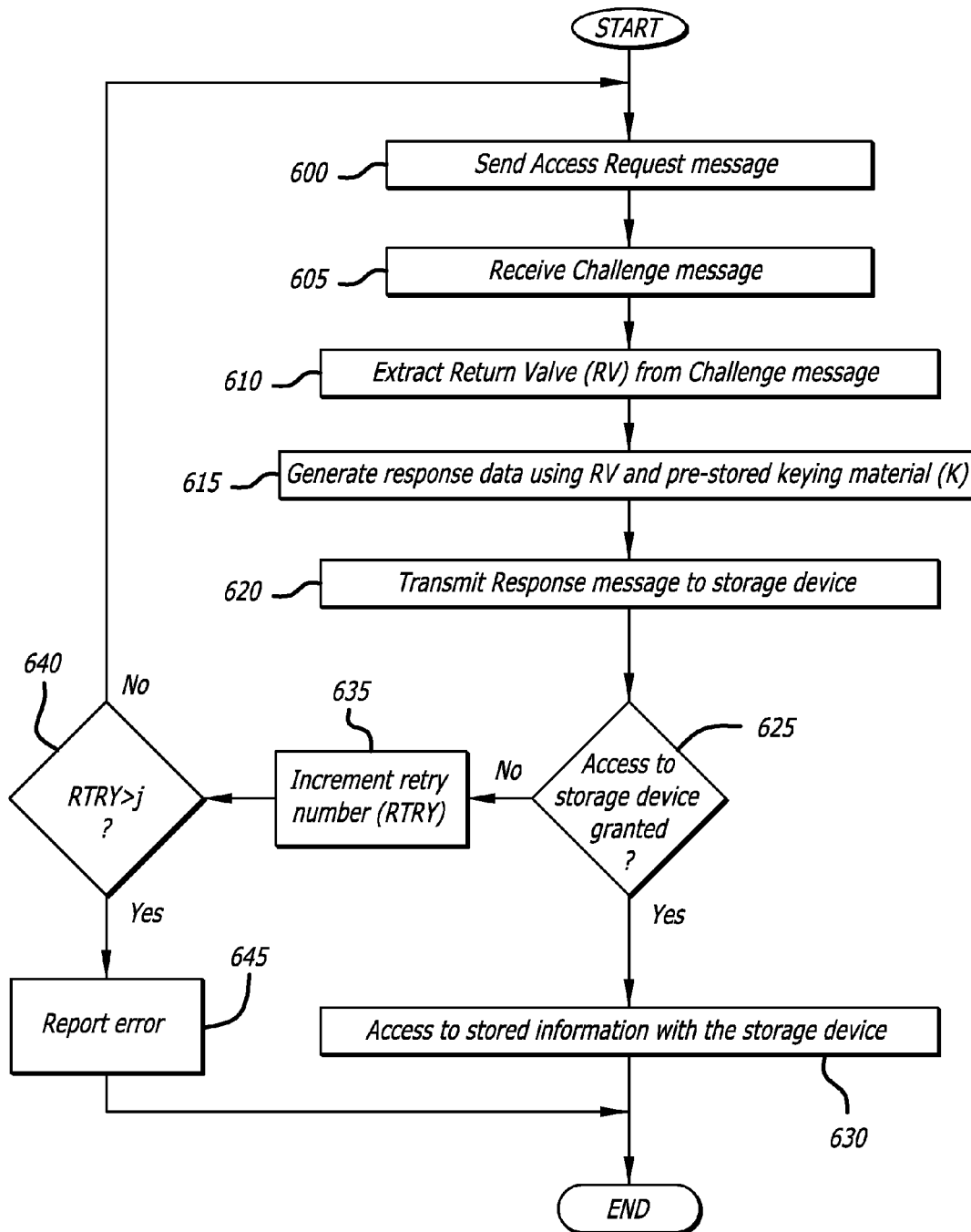


FIG. 6

1

SYSTEM AND METHOD FOR ENHANCED SECURITY OF STORAGE DEVICES

This Application claims the benefit of priority on U.S. Provisional Application No. 61/902,102 filed Nov. 8, 2013, the entire contents of which are incorporated by reference herein.

FIELD

Embodiments of the disclosure relate to the field of data security, and in particular, to a system and method directed to enhancing security of one or more storage devices such as hard disk drives.

GENERAL BACKGROUND

Over the past few years, many companies have recognized that hard disk drives and other types of data storage devices are highly susceptible to attack. Currently, some types of electronic devices, such as laptop computers for example, rely on password-entry security processes to control access to its hard disk drive. However, other types of electronic devices are unable to effectively utilize password-entry security processes.

For instance, generally speaking, web servers are in constant operation (24×7). However, on occasion, a particular server undergoes a reboot operation (e.g. power-down immediately followed by a power-on operation), which are normally conducted in the early morning hours to avoid disruption in the services offered by the server. During the reboot operation, in accordance with the ATA/ATAPI Command Set-2 specification (2009), a security unlock command is sent to the drive(s) on the server, where the security unlock command includes the password in plain text to unlock the drive. Given that this password is susceptible to an interloper who may try to monitor communications with the server (referred to as “tapping”), administrative level oversight is needed. This administrative oversight is costly and highly inconvenient as this typically requires information technology (IT) personnel to participate in a password-entry security process every time the server is forced to reboot.

Furthermore, due to remoteness of many servers, password-entry security processes are susceptible to the interloper who may intercept password information provided from the server after reboot and, with knowledge of the password, bypass all the security features of these drives in order to recover proprietary software code and other stored content within a hard drive of the server.

Hence, to provide better security, especially for servers and other remotely located storage devices, a security mechanism is needed with some capability to mitigate any attempts to “tap” and access exchanged communications in response to reboot or other state-changing events that may require authorization before granting access control.

BRIEF DESCRIPTION OF THE DRAWINGS

The invention may best be understood by referring to the following description and accompanying drawings that are used to illustrate embodiments of the disclosure.

FIG. 1 is an exemplary embodiment of a network that comprises a data processing device conducting secure pairing operations with one or more storage devices.

FIG. 2 is an exemplary embodiment of the data processing device implemented within the network of FIG. 1.

2

FIG. 3 is an exemplary embodiment of one of the storage devices implemented within the network of FIG. 1.

FIG. 4 is an exemplary embodiment of a message exchange for an authorization process between a data processing device and a storage device of FIG. 1 for hardened data store security.

FIG. 5 is a general flowchart illustrating operations conducted by a storage device during the authorization process prior to placement of the storage device into an unlocked state.

FIG. 6 is a general flowchart illustrating operations conducted by a data processing device during the authorization process prior to placement of the storage device into an unlocked state.

DETAILED DESCRIPTION

Embodiments of the disclosure are directed to a security mechanism that is adapted to automatically conduct an authorization process between one or more storage devices and a data processing device configured to collectively manage the storage device(s). This secure authorization process relies on the communicative devices having access to the same keying material, which may be used to obfuscate information within exchanged Challenge-Response messages and/or automatically recover particular information from these messages. The recovery of this particular information may be used to identify and authorize access by the requesting device to one or more storage devices, which occurs without user intervention and in a secure manner. Such access may involve administrative-level access to particular stored content within the storage device(s), control of storage space configurations associated with the storage device(s), or the like.

I. General Discussion

In general, according to one embodiment of the disclosure, in response to a “state-changing” event, namely an event that is designed to change an operating state of a storage device such as supplying or re-supplying a level of power to a storage device for placement into an active operating state for example (e.g. reboot, initial power up, wake-up from sleep mode, timer interrupt, etc.), logic within the storage device generates a random number that is stored within an internal data store. In response to a data processing device requesting access to the storage device, the random number is obfuscated prior to being transmitted as part of a Challenge message to the data processing device. The Challenge message is one of the transmissions conducted during this authorization process.

More specifically, at least the random number and keying material are obfuscated, where the resultant information (referred to herein as “challenge data”) is provided as part of the Challenge message. At this time, the storage device is currently in its default (locked) state that precludes unauthorized devices, such as the data processing device for example, from having any control of the storage device including accessing stored content.

According to one embodiment of the disclosure, prior to transmission, the keying material and the random number are obfuscated in accordance with a first function (FN1()). As an illustrative example, the first function (FN1()) may represent an Exclusive OR (XOR) function in which the keying material, being a stored “secret” key or a derivation of the key such as a hash value of the key for example, and the random number undergo an XOR operation conducted in

a bitwise manner. For example, the keying material (K) may be XOR'ed with the random number (RN), namely $K \text{ XOR } RN$, to produce the challenge data. In another example, the keying material and/or random number may undergo other forms of reversible arithmetic or logical functions (e.g. ADD, SUB, MODULO, SHIFT, MULT, etc.) or the combination of such in a more complex form (e.g. AES, Triple-DES, etc.).

Upon receipt of the Challenge message, according to one embodiment of the disclosure, the data processing device accesses and decrypts a key stored in encrypted form in accordance with a second function (FN2()). The encrypted key corresponds to the "secret" key stored in the storage device, where the keying material used to obfuscate the return value is based on the decrypted key. For instance, similar to keying material utilized by the storage device, the keying material produced by the data processing device may be the decrypted key itself or may be a derivation of the decrypted key such as a fixed-length hash value produced from the decrypted key. Thereafter, the keying material also is provided in a Response message prior to transmission.

The Response message includes information based on both (i) the keying material based on the decrypted key and/or (ii) a return value. This information, sometimes referred to herein as "response data," may be the result of the keying material and the return value being obfuscated using a third function (FN3()) prior to transmission. According to one embodiment, the third function (FN3()) is different from the first function (FN1()). For instance, the third function (FN3()) may be an arithmetic or logical operation that is stateless (e.g., any arithmetic or logical function that is 1:1, 1:n or 1:n mapping), or stateful (e.g. time varying, or any function whose output depends on states based on previous history) or the like. Also, the logical operations conducted by FN3() to produce the response data may vary for different Response messages.

The "return value" is information produced by conducting an operation on the challenge data in accordance with an inverse FN1 (FN1⁻¹()) function. For this illustrative example, the return value should be equivalent to the random number, which is recovered by conducting the same XOR operation as conducted within the storage device to produce the challenge data.

In the event of a successful authorization (e.g. comparison of the return value with the random number and/or keying materials), the data processing device is provided access control of the storage device(s), with access to stored content within the storage device(s). This may be accomplished by the storage device altering its operating state from a default "locked" state to an "unlocked" state. This "unlocked" state may remain for all communications with the data processing device until the next state-changing event occurs. Otherwise, in the event of an unsuccessful authorization, the data processing device is precluded from accessing stored content within the storage device as the storage device remains in a "locked" state.

II. General Terminology

In the following description, certain terminology is used to describe features of the disclosure. For example, the term "device" generally represents electronics that support the receipt and/or transmission of information over any type of interconnect. More specifically, the terms "storage device" and "data processing device" are used herein. A "storage device" may include any device with information storage capabilities such as one or more physical disk drives (e.g.

magnetic disk drives, magneto-optical disk drives, optical disk drives, self encrypted drives, etc.) that may be remotely located from the data processing device, or an external data store (e.g. a flash drive, an external hard disk drive, etc.). A "data processing device" comprises logic that is adapted to manage one or more storage devices, where the logic may be in the form of a circuit board upon which components for data processing are mounted. The circuit board may constitute a motherboard of the electronic device or a RAID (Redundant Array of Independent Disks) controller. Examples of the data processing device may include a computer (e.g., laptop, tablet, desktop, etc.), another type of consumer electronics (e.g., television, a set-top box, a content streaming player such a Roku® player, etc.) or electronics configured to support communications with the storage device (e.g., router, brouter, bridge, controller, access point, base station, etc.).

Herein, the term "logic" is generally defined as hardware, software and/or firmware. For example, as hardware, logic may include processing circuitry (e.g., a microcontroller, any type of processor, a programmable gate array, an application specific integrated circuit, etc.), semiconductor memory, combinatorial logic, or the like. As software, logic may be one or more software modules, such as executable code in the form of an executable application, an application programming interface (API), a subroutine, a function, a procedure, an object method/implementation, an applet, a servlet, a routine, a source code, an object code, a shared library/dynamic load library, or one or more instructions. These software modules may be stored in any type of a suitable non-transitory storage medium (described above) or transitory computer-readable transmission media (e.g., electrical, optical, acoustical or other form of propagated signals such as carrier waves, infrared signals, digital signals).

"Firmware" denotes software that controls functionality of the device. Examples of firmware include software pertaining to an operating system or Basic Input Output System (BIOS).

The term "keying material" generally refers to information associated with protected data such as a cryptographic (secret) key or information derived from the key such as a hash value produced by the key undergoing a one-way cryptographic hash function (e.g. a MD-based function, SHA-based function, etc.). The term "content" generally refers to stored information that may be sent over a network as one or more messages, where each message may be in the form of a packet, a frame, an Asynchronous Transfer Mode "ATM" cell, or any other series of bits having a prescribed format.

An "interconnect" is generally defined as one or more communication pathways established over one or more types of medium. The medium may be a physical medium (e.g., electrical wire, optical fiber, cable, bus traces, etc.), a wireless medium (e.g., air in combination with wireless signaling technology), or a combination thereof. The data transferred over the interconnect may be in accordance with a variety of communication protocols including, but not limited or restricted to SATA, SAS, PCIe, Ethernet or other wired protocols, or wireless protocols such as any type of IEEE 802.11 standards (e.g., IEEE 802.11ac, 802.11n, etc.), IEEE 802.3 standard, or the like.

The term "computerized" generally represents any corresponding operations that are conducted by hardware in combination with software and/or firmware. Also, the term "compare" generally means determining whether digital

5

information associated with one item substantially corresponds or is identical to the digital information associated with another item.

Lastly, the terms “or” and “and/or” as used herein are to be interpreted as inclusive or meaning any one or any combination. Therefore, “A, B or C” or “A, B and/or C” mean “any of the following: A; B; C; A and B; A and C; B and C; A, B and C.” An exception to this definition will occur only when a combination of elements, functions, steps or acts are in some way inherently mutually exclusive.

As this invention is susceptible to embodiments of many different forms, it is intended that the present disclosure is to be considered as an example of the principles of the invention and not intended to limit the invention to the specific embodiments shown and described.

III. General Architecture

Referring to FIG. 1, an exemplary embodiment of a network 100 that comprises a data processing device 110 in communication with one or more storage devices 120₁-120_M (M≥1) is shown. As illustrated, data processing device 110 is communicatively coupled to storage devices 120₁-120_M via interconnect 130. Hence, data processing device 110 may transmit messages over interconnect 130 to one or more storage devices 120₁-120_M, and similarly, storage device(s) 120₁-120_M may transmit messages over interconnect 130 to data processing device 110.

According to one embodiment of the disclosure, data processing device 110 may be configured as a RAID controller that is adapted to manage storage devices 120₁-120_M, such as one or more physical disk drives operating as a storage array 125 for example. Furthermore, as a RAID controller, data processing device 110 may present these drives for display as logical units. Hence, upon successful authorization of a corresponding storage device (e.g., storage device 120_i, i≥1), the data processing device 110 is permitted access to that storage device 120_i. Of course, it is contemplated that, in lieu of the data processing device 110 operating as a RAID controller, it is contemplated that intermediary logic in communication with the data processing device 110 and the storage devices 120₁-120_M may operate as the RAID controller.

Referring to FIG. 2, an exemplary embodiment of data processing device 110 implemented within the network of FIG. 1 is shown. Herein, data processing device 110 comprises one or more processors 200, a non-volatile memory 220, bus interface logic 240 and optional cryptographic logic 250. According to one embodiment of the disclosure, some or all of these components 200, 220, 240 and/or 250 may be communicatively coupled together through one or more interconnects (not shown). Alternatively, according to another embodiment of the disclosure, these components may be integrated as part of a system-on-a-chip (SoC) implementation.

As shown in FIG. 2, bus interface logic 240 enables data processing device 110 to establish external communications with storage devices 120₁-120_M through interconnect 130 (e.g. Advanced Technology Attachment “ATA” bus, Ethernet cable, etc.), as shown in FIG. 1.

According to one embodiment of the disclosure, memory 220 includes a first access control logic 260 and at least one cryptographic key 265 encrypted in accordance with a second function (illustrated as “FN2(key) 275”). FN2(key) 275 may be stored within a register 222 being part of memory 220, where memory 220 may be located on a RAID controller card or a motherboard of data processing device

6

110, perhaps on a separate circuit board than the processor(s) 200. Produced from FN2(key) 275, the keying material 270 may be the key 265 itself or a derivation of the key 265 such as a hash value produced from key 265.

According to one embodiment of the disclosure, the first access control logic 260 is software that, when executed by one or more processor(s) 200, generates and transmits (i) one or more Access Request messages to request access to storage device(s) 120₁-120_M and/or (ii) a Response message in response to a corresponding Challenge message being part of the authorization process. Furthermore or in the alternative, first access control logic 260 may handle the retrieval of the encrypted key (FN2(key) 275) and/or extraction of information from an incoming Challenge message received via the bus interface 240 from a storage device responding to an Access Request message. Such extraction utilizes, at least in part, the keying material 270 based on the key 265 recovered from FN2(key) 275.

As described below in greater detail, the Access Request message is a message to request access to a particular storage device (e.g. storage device 120_i), which commences the Challenge-Response authorization process described below. The Response message is a message that includes information for the storage device 120_i of FIG. 1 to confirm that the data processing device 110 is authorized to manage as well as access stored content within the particular storage device 120_i.

As further shown in FIG. 2, an optional cryptographic logic 250, such as a Trusted Platform Module (TPM), may be implemented within the data processing device 110 to store the keying material 270 and assist in the cryptographic operations.

According to another embodiment of the disclosure, in lieu of storage within memory 220, first access control logic 260 and/or FN2(key) 275 may be implemented as part of the processor(s) 200 or stored within non-volatile (NV) memory within the processor(s) 200. For instance, first access control logic 260 may be implemented within on-chip local NV memory allocated to the Basic Input/Output Subsystem (BIOS). Additionally or in the alternative, FN2(key) 275 may be stored within local NV memory 210.

Referring now to FIG. 3, an exemplary embodiment of storage device 120_i implemented within network 100 of FIG. 1 is shown. Herein, storage device 120_i comprises bus interface logic 310, one or more processors 320 and a memory 330, and a random number generator (RNG) 340. According to one embodiment of the disclosure, some or all of these components 310, 320, 330 and/or 340 may be communicatively coupled together through one or more interconnects (not shown). Alternatively, according to another embodiment of the disclosure, these components may be integrated as part of a SoC implementation.

According to one embodiment of the disclosure, the RNG 340 may be implemented as any of a variety of number generators (e.g. pseudo random number generator “RNG”, Arithmetic Pseudo RNG, Quasi RNG, Physical RNG, etc.) deployed within processor(s) 320 that generates at least one pseudo-random number (RN) in response to storage device 120_i undergoing a state-changing event. Alternatively, it is contemplated that the RNG 340 may generate at least one pseudo-random number (RN) upon receipt of an Access Request message by bus interface logic 310. Bus interface logic 310 enables storage device 120_i to establish external communications with the data processing device 110.

According to one embodiment of the disclosure, memory 330 includes a first data store 332, a second data store 333, second access control logic 335, keying material 337 and

locking logic 339. Herein, first data store 332 may be implemented as a read-only register that stores the random number (RN) generated by the RNG 340. The second data store 333 may be implemented as a register that stores a cryptographic key that is used to produce keying material (K) 337 (e.g. where “K” is a hash value produced from the stored key).

According to this embodiment, keying material 337 may include one or more keys (or information derived from the key) that are pre-loaded into memory 330. The keying material 337 is used to obfuscate the random number (RN) generated by the random number generator 340 as well as recover and/or temporarily store a return value 280 associated with the response data included in a Response message sent from the data processing device 110 in response to the Challenge message, as described below.

The locking logic 339 is directed to control of an operating state of storage device 120₁. As an illustrative example, upon the second access control logic 335 determining that the data processing device 110 is authorized to access stored content therein, the locking logic 339 may be configured to receive signaling from the second access control logic 335 to alter its default operating state from a “locked” to an “unlocked” state.

According to another embodiment of storage device 120₁, although not shown, in lieu of storage within memory 220, second access control logic 335 and/or keying material 337 may be implemented as part of processor(s) 320 or stored within non-volatile (NV) memory within the processor(s) 320.

FIG. 4 is an exemplary embodiment of a message exchange between the data processing device 110 and at least one storage device (e.g. storage device 120₁ of FIG. 1). Herein, as collectively illustrated in FIGS. 2-4, in response to a state-changing event by storage device 120₁, such as a reboot operation or an operation after a prescribed number of access retries for example, the RNG 340 generates a random number (RN) and stores the random number within the first data store 332 for subsequent use. Of course, it is contemplated that the random number generation may be configured periodically in lieu of an aperiodic nature as described above. The keying material 337 is pre-stored within storage device 120₁ in an encrypted or plaintext format.

Upon receipt of an Access Request message (not shown) from the data processing device 110, in the event that the data processing device 110 has not been authorized subsequent to the most recent random number generation, logic 415 within the storage device 120₁ generates a Challenge message 410. The Challenge message 410 includes challenge data 420 that is based on both the keying material 337 and the random number (RN). According to one embodiment of the disclosure, the challenge data 420 is a result produced from operations conducted on the keying material (key) 337 and the random number (RN) in accordance with a first function (FN1()) 430. Herein, the first function (FN1()) 430 is an XOR function to allow recovery of a value corresponding to the random number (RN) from the challenge data 420. However, it is contemplated that the first function (FN1()) 430 may be any function that obfuscates the keying material 337 and random number (RN) for transmission while allowing the random number to be recovered.

The Challenge message 410, inclusive of the challenge data 420, is transmitted to the data processing device 110. Herein, the data processing device 110 relies on an inverse first function (FN1⁻¹()) 435 to recover a return value (RV)

280 being equivalent to the random number (RN). According to one embodiment of the disclosure, where the first function (FN1()) 430 is an XOR function, the inverse first function (FN1⁻¹()) 435 is also an XOR function. Hence, by conducting a similar XOR operation on the challenge data 420 using the keying material 270, that is equivalent to the keying material 337 stored in storage device 110, or derived from a key stored therein, the return value (RV) 280 is recovered.

As shown, according to one embodiment of the disclosure, the keying material 337 and the random number (RN) are obfuscated in accordance with the first function (FN1()) 430. As an illustrative example, the first function (FN1()) 430 may represent an Exclusive OR (XOR) operation where the keying material (K) 337 and the random number (RN) undergo an XOR operation conducted in a bitwise manner or with greater granularity, namely K XOR RN, to produce the challenge data 420. The challenge data 420 is part of the Challenge message 410 that is transmitted to the data processing device 110.

Upon receipt of the Challenge message 410, the data processing device 110 decrypts FN2(key) 275 in accordance with an inverse second function (FN2⁻¹()) 440 to recover the key. Besides operating as a decryption function, FN2⁻¹() may also include functionality of producing the keying material 270 that is a derivative of the key 265 (e.g., FN2⁻¹() includes both decryption functionality and one-way hash functionality). Thereafter, logic 455 within data processing device 110 generates and transmits a Response message 450.

The Response message 450 includes information 460 based on both (i) the keying material (K) 270 and/or (ii) the return value (RV) 280. This information 460, sometimes referred to herein as “response data 460,” may be the result of the keying material 270 and the return value (RV) 280 being obfuscated prior to transmission using a third function (FN3()) 470. According to one embodiment, the third function (FN3()) 470 may be different from the first function (FN1()) 430. For instance, the third function (FN3()) 470 may be a mixture of arithmetic or logical functions that are stateful or stateless. Also, at different times and for generation of different response data 460, FN3() 470 may operate differently so that the keys cannot be detected through analysis of multiple samples of the response data 460. For example, different degrees of shifting may occur based on time, monitored count values, content within the return value (RV) 280, or the like. Moreover, different logical functions (e.g. SHIFT, ADD, etc.) may be used depending on time, monitored count values, content within the return value (RV) 280, or the like.

According to one embodiment of this disclosure, one “stateful” Challenge-Response scheme involves the data processing device introducing additional data (e.g. another random number) that is sent to the storage device. The additional data is saved for the next challenge event. The benefit of this stateful Challenge-Response scheme is that it will be increasingly difficult for the interloper to ever collect all the possible challenge-response combinations because the content within subsequent Challenge and Response messages will vary based on previous exchanges.

Another example of a “stateful” Challenge-Response scheme involves changing the response data based on previous history. In addition to returning the return value XOR’ed with the current key, the data processing device 110 generates a new key randomly (new_RN), which is XOR’ed with the current Return Value. The XOR’ed result is returned to the storage device 120₁. The storage device 120₁, in addition to verifying the current return value prior to place-

ment in an unlocked state to permit access thereto or continuing placement in the unlocked state, also saves the new random key (new_RN) to be used as the key for the next challenge and response cycle.

For failsafe reason, it is important to have a backup mechanism that allows both the data processing device 110 and the storage device 120, to revert back to the original saved keys. One method to consider is that if unlock fails after “j” retries, then restart everything with the original saved keys.

The return value (RV) 280 constitutes information produced by conducting an operation on the challenge data 420 in accordance with an inverse FN1 function ($FN1^{-1}()$) 435. For this illustrative example, the return value (RV) 280 should be equivalent to the random number (RN), which is recovered by conducting an inverse function ($FN1^{-1}()$) 435 of the FN1 function conducted to produce the challenge data 420 from the keying material (K) 337 and the random number (RN).

In the event of a successful authorization (e.g. recovery of the return value (RV) by inverse function $FN3^{-1}()$ 480 and comparison of the return value (RV) 280 with the random number (RN) and/or keying materials (K)), the data processing device is provided access to the storage device 120₁. This may be accomplished by the storage device 120₁ altering its operating state from a default “locked” state to an “unlocked” state. This “unlocked” state may remain for communications with the data processing device 110 until the next state-changing event occurs. Otherwise, in the event of an unsuccessful authorization, the data processing device 110 is precluded from accessing stored content within the storage device as the storage device 120₁ remains in a “locked” state.

Referring now to FIG. 5, a general flowchart illustrating operations of a security mechanism for a storage device (e.g., storage device 110₁ of FIGS. 1 and 4) to automatically determine whether a data processing device is permitted access thereto. Herein, in response to a state-changing event, the storage device is placed into a locked state and a count value (CNT) is set to an initial value (e.g. CNT=0) as set forth in blocks 500 and 505. Also, a RNG within the storage device generates a random number that is subsequently stored by the storage device (block 510).

Upon receipt of an Access Request message from the data processing device, the storage device generates and transmits a Challenge message to that data processing device (blocks 515 and 520). Herein, the Challenge message includes challenge data that is based on both the random number (RN) and the keying material. For instance, the challenge data may be the result of a XOR operation conducted on both the random number and the keying material.

Upon receipt of a Response message from the data processing device, information associated the response data within the Response message is compared the random number and/or keying material used to produce the challenge data (blocks 525 and 530). If no match is detected, a retry condition may be activated in which CNT is adjusted (e.g. incremented or decremented) and the adjusted CNT value is not greater (or lesser) than a prescribed retry threshold (X) as set forth in blocks 535, 540 and 545. In response to a retry condition, blocks 510-535 are repeated. Otherwise, an error is reported (block 550). Of course, if a match is detected, the storage device is placed into an Unlocked state (block 555).

FIG. 6 is a general flowchart illustrating operations by a data processing device for a security mechanism in auto-

matically requesting and securely gaining access to a storage device. Herein, an Access Request message is sent to the electronic device associated with the storage device (block 600). Subsequent to transmission of the Access Request message and in response thereto, the data processing device receives a Challenge message (block 605). The return value (RV), which corresponds to the random number (RN), is extracted from the Challenge message (block 610). Both the return RV along with the keying material undergoes a function to produce response data which is included to the Response message sent to the storage device (blocks 615 and 620). If a match is determined between the return value (RV) and the random number (RN), the data processing device now has access to the stored content of the storage device in order to control operations of the storage device (blocks 625 and 630)). However, if no match was detected, access to the stored content of the storage device is denied to the data processing device (block 625). This may cause retry such as where the number of retries is less than a prescribed number (j, where $j \geq 1$) as set forth in blocks 635 and 640. No further retries are provided, where the number of retries (RTRY) is greater than “j” (block 645).

Additional advantages and modifications will readily occur to those skilled in the art. Therefore, the invention in its broader aspects is not limited to the specific details and representative embodiments shown and described herein. Accordingly, various modifications may be made without departing from the spirit or scope of the general inventive concept as determined by the foregoing claims and their equivalents. The descriptions are thus to be regarded as illustrative instead of limiting.

What is claimed is:

1. A computerized method comprising:

transmitting, by a storage device, a first message to a data processing device, the first message comprises information generated internally within the storage device, wherein the information generated internally within the storage device is based on a random number generated by a random number generator residing in the storage device and a first keying material, the first keying material being either a key or information generated based on the key;

receiving, by the storage device, a second message in response to the first message, the second message comprises information generated using at least a portion of the information generated internally within the storage device;

recovering information from the second message by the storage device, the information from the second message comprises information generated using at least a portion of the information generated internally within the storage device;

comparing, by the storage device, the information recovered from the second message with at least the portion of the information generated internally within the storage device, wherein the storage device authenticates the data processing device upon determining that the information recovered from the second message compares to at least the portion of the information generated internally within the storage device; and

altering, by the storage device, an operating state of the storage device from a locked state to an unlocked state when the information recovered from the second message compares with at least the portion of the information generated internally within the storage device.

2. The computerized method of claim 1, wherein the information is a result produced from operations conducted

11

on the random number and the first keying material in accordance with a first function.

3. The computerized method of claim 2, wherein the first function is an Exclusive OR (XOR) function.

4. The computerized method of claim 2, wherein the information associated with the second message is based on a return value that is equivalent to the random number generated by the random number generator and a second keying material that is equivalent to the first keying material and is recovered from a prestored cryptographic key encrypted in accordance with a second function by conducting an inverse of the second function on the prestored cryptographic key, the second keying material being either a key or information generated based on the key.

5. The computerized method of claim 4, wherein the information associated with the second message is obfuscated prior to receipt using a third function.

6. The computerized method of claim 5, wherein the third function is different than the first function.

7. The computerized method of claim 6, wherein the third function is a logical function that includes a Shift function.

8. The computerized method of claim 5, wherein the recovering of the return value and the second keying material comprises conducting an inverse of the third function.

9. The computerized method of claim 8, wherein the comparing the information recovered from the second message with at least the portion of the information generated internally within the storage device comprises comparing the return value to the random number and the information recovered from the second message compares at least to the portion of the information generated internally within the storage device when the return value compares to the random number.

10. The computerized method of claim 1, wherein the storage device, when placed in the unlocked state, allows one or more devices to control the storage device including accessing stored content within the storage device.

11. The computerized method of claim 1, wherein the storage device is a hardware drive.

12. A storage device, comprising:
a processor;
a random number generator; and
a memory in communication with the processor and the random number generator, the memory comprises an access control logic that is communicatively coupled to the random number generator, the access control logic being configured, upon execution by the processor, to (i) transmit a first message that comprises information generated based on a random number generated by the random number generator and a first keying material

12

being either a key or information generated based on the key, (ii) receive a second message in response to the first message, the second message comprises information generated based, at least in part, on at least the random number, (iii) recover information from the second message, the recovered information comprises information generated using at least pre-stored keying material and a return value being based on the random number, (iv) compare the return value from the recovered information with the random number to determine whether a first device providing the second message is authorized to access stored content within the storage device, and (v) alter an operating state of the storage device from a locked state to an unlocked state upon the return value matching the random number, the unlocked state allows the first device of one or more devices to access the stored content within the storage device while the locked state precludes a device of the one or more devices that is unauthorized from accessing the stored content.

13. The storage device of claim 12, wherein the information associated with the random number and the first keying material includes a result produced from operations conducted on the random number and the first keying material in accordance with a first function.

14. The storage device of claim 13, wherein the first function is an Exclusive OR (XOR) function.

15. The storage device of claim 13, wherein the information from the second message is based on a return value that is equivalent to the random number and a second keying material that is equivalent to the first keying material and is recovered from a pre-stored cryptographic key encrypted in accordance with a second function that is different than the first function.

16. The storage device of claim 15, wherein the information associated with the second message is further obfuscated based on a third function.

17. The storage device of claim 16, wherein the third function is a logical function that includes a Shift function.

18. The storage device of claim 15, wherein the access control logic to compare the return value from the recovered information with the random number and the information recovered from the second message and determines a comparison when the return value compares to the random number.

19. The computerized method of claim 11, wherein the hardware drive corresponds to either a physical disk drive or a flash drive.

* * * * *