



US009803214B2

(12) **United States Patent**  
**Cigan**

(10) **Patent No.:** **US 9,803,214 B2**  
(45) **Date of Patent:** **Oct. 31, 2017**

(54) **BREEDING PAIR OF WHEAT PLANTS  
COMPRISING AN MS45 PROMOTER  
INVERTED REPEAT THAT CONFERS MALE  
STERILITY AND A CONSTRUCT THAT  
RESTORES FERTILITY**

FOREIGN PATENT DOCUMENTS

WO	2005/059121	A2	6/2005	
WO	WO 2008/112970	*	9/2008	..... C12N 15/82
WO	01/60997	A2	8/2011	
WO	2013138363	A2	9/2013	
WO	WO2014039815	A2	3/2014	

(71) Applicant: **PIONEER HI BRED  
INTERNATIONAL INC**, Johnston, IA  
(US)

OTHER PUBLICATIONS

(72) Inventor: **Andrew Mark Cigan**, Johnston, IA  
(US)

Cigan, "Transcriptional gene silencing as a tool for uncovering gene function in maize", *The Plant Journal*, 2005, vol. 43: 929-940.

(73) Assignee: **PIONEER HI-BRED  
INTERNATIONAL, INC.**, Johnston,  
IA (US)

Kempe, "Intein-mediated protein assembly in transgenic wheat: production of active barnase and acetolactate synthase from split genes", *Plant BioTech Journal*, Blackwell Pub 2009, vol. 7, 3:283-297.

(\* ) Notice: Subject to any disclaimer, the term of this patent is extended or adjusted under 35 U.S.C. 154(b) by 352 days.

EBI Uniprot Accession Q4KYG9, 2005.

Schmullig et al. "Restoration of fertility by antisense RNA in genetically engineered male sterile tobacco plants." *Molecular & General Genetics*. (1993) 237(3): 385-394.

(21) Appl. No.: **14/203,698**

Mette et al. "Transcriptional silencing and promoter methylation triggered by double-stranded RNA." *The EMBO Journal*. (2000) 19(19):5194-5201.

(22) Filed: **Mar. 11, 2014**

The International Search Report for International Application No. PCT/2014/023932 dated Oct. 22, 2014.

(65) **Prior Publication Data**

US 2014/0298510 A1 Oct. 2, 2014

The Written Opinion for International Application No. PCT/2014/023932 dated Oct. 22, 2014.

**Related U.S. Application Data**

\* cited by examiner

(60) Provisional application No. 61/778,069, filed on Mar. 12, 2013, provisional application No. 61/788,950, filed on Mar. 15, 2013.

*Primary Examiner* — Cathy Kingdon Worley

(74) *Attorney, Agent, or Firm* — Pioneer Hi-Bred Int'l, Inc.

(51) **Int. Cl.**  
**C12N 15/82** (2006.01)  
**C07K 14/415** (2006.01)

(57) **ABSTRACT**

(52) **U.S. Cl.**  
CPC ..... **C12N 15/8289** (2013.01); **C07K 14/415**  
(2013.01)

Compositions and methods for modulating male fertility in a plant are provided. Compositions comprise nucleotide sequences, and fragments and variants thereof, which modulate male fertility. Further provided are expression cassettes comprising the male fertility polynucleotides, or fragments or variants thereof, operably linked to a promoter, wherein expression of the polynucleotides modulates the male fertility of a plant. Various methods are provided wherein the level and/or activity of the sequences that influence male fertility is modulated in a plant or plant part. In certain embodiments, the plant is polyploid. Compositions and methods using promoter inverted repeats to modulate male sterility in plants are provided as well as compositions and methods for restoring fertility.

(58) **Field of Classification Search**  
None  
See application file for complete search history.

(56) **References Cited**

U.S. PATENT DOCUMENTS

5,478,369	A	12/1995	Albertsen et al.	
6,037,523	A	3/2000	Albertsen et al.	
2016/0017365	A1*	1/2016	Cigan	..... C12N 15/8289 800/260

**9 Claims, 8 Drawing Sheets**

100

(1) -----CTATAAATAAAGCACCCTGGTCTGAGAAAATCC  
 (1) -----AAGCATCGGTGCTTATTATACAUAGCAGAGCTTAAAT-AGACGC-TCTCCTGTAAAAATFAAGCACCCCGTCTCTTTAGAAAAATCC  
 (1) AACCATACTTTTCTTAAGCATCGGTGCTTATTATACAUAGCAGAGCTTAAATAGACGCCTCTCTGTAATAAATAAAGCACCCTGGTCTTTAGAAAAATCC  
 (1) AAGCATCGGTGCTTATTATACAUAGCAGAGCTTAAATAGACGC TCTCCTGTAAAAATFAAGCACCCCGTCTCTTTAGAAAAATCC  
 \* \* \* \* \*

WHEAT\_MS45\_PRO\_4AL  
 WHEAT\_MS45\_PRO\_4BS  
 WHEAT\_MS45\_PRO\_4DL  
 Consensus

200

(36) GGTTAATTTTGTAAAGCACCCTTAAGCAATAAACCAGGCTTCTGAGAAATAAACCAGGCTTCTTTAAGTATCCGCTGCTTATTATVACAG  
 (84) GGTTAATTTTGTAAAGCACCCTTAAGCAATAAACCAGGCTTCTGAGAAATAAACCAGGCTTCTTTAAGTATCCGCTGCTTATTATVACAG  
 (101) GGTTAATTTTGTAAAGCACCCTTAAGCAATAAACCAGGCTTCTGAGAAATAAACCAGGCTTCTTTAAGTATCCGCTGCTTATTATVACAG  
 (101) GGTTAATTTTGTAAAGCACCCTTAAGCAATAAACCAGGCTTCTGAGAAATAAACCAGGCTTCTTTAAGTATCCGCTGCTTATTATVACAG  
 \* \* \* \* \*

WHEAT\_MS45\_PRO\_4AL  
 WHEAT\_MS45\_PRO\_4BS  
 WHEAT\_MS45\_PRO\_4DL  
 Consensus

300

(136) GACAGACGCTTAAATAGACGTTTCTCCTGTAGAAATAGGCACAAATG-CCTCAAAAAAAT--CCGATTTGTTTTTA-TAAGCACCTAGCAATTTGTACGAGG  
 (184) GTCAGACGCTTAAATAGACGTTTCTCCTGTAGAAATAGGCACCGATGACTTCAAAAAAATAAACCAGGCTTCTTTAAGTATCCGCTGCTTATTATVACAG  
 (201) GTCAGACGCTTAAATAGACGTTTCTCCTGTAGAAATAGGCACCGATG-CCTCAAAAAAATAAACCAGGCTTCTTTAAGTATCCGCTGCTTATTATVACAG  
 (201) GTCAGACGCTTAAATAGACGTTTCTCCTGTAGAAATAGGCACCGATG CTTCAAAAAAATAAACCAGGCTTCTTTAAGTATCCGCTGCTTATTATVACAG  
 \* \* \* \* \*

WHEAT\_MS45\_PRO\_4AL  
 WHEAT\_MS45\_PRO\_4BS  
 WHEAT\_MS45\_PRO\_4DL  
 Consensus

400

(232) CCTTACGTATTTGTTGGTGTWAAAAAGGAAGAAAGAAAGGATCTAGAAATTTAAACACTGAAGGGACCCATGCTCCACCCCTAGGGC  
 (284) CCTTACGTATTTGTTGGTGTWAAAAAGGAAGAAAGAAAGGATCTAGAAATTTAAACACTGAAGGGACCCATGCTCCACCCCTAGGGC  
 (299) CCTTACGTATTTGTTGGTGTWAAAAAGGAAGAAAGAAAGGATCTAGAAATTTAAACACTGAAGGGACCCATGCTCCACCCCTAGGGC  
 (301) CCTTACGTATTTGTTGGTGTWAAAAAGGAAGAAAGAAAGGATCTAGAAATTTAAACACTGAAGGGACCCATGCTCCACCCCTAGGGC  
 \* \* \* \* \*

WHEAT\_MS45\_PRO\_4AL  
 WHEAT\_MS45\_PRO\_4BS  
 WHEAT\_MS45\_PRO\_4DL  
 Consensus

500

(332) CTTCCGAAACGTAGGACCCCTACACGGCACCGCAATTATCTCCCTTAATCCCTTAATAATACCCTTAATAATACCCTTAATAATACCCTTAATAACTA  
 (383) CTTCCGAAACGTAGGACCCCTACACGGCAATTATCTCCCTTAATCCCTTAATAATACCCTTAATAATACCCTTAATAACTA  
 (398) CTTCCGAAACGTAGGACCCCTACACGGCAATTATCTCCCTTAATCCCTTAATAATACCCTTAATAATACCCTTAATAACTA  
 (401) CTTCCGAAACGTAGGACCCCTACACGGCAATTATCTCCCTTAATCCCTTAATAATACCCTTAATAATACCCTTAATAACTA  
 \* \* \* \* \*

WHEAT\_MS45\_PRO\_4AL  
 WHEAT\_MS45\_PRO\_4BS  
 WHEAT\_MS45\_PRO\_4DL  
 Consensus

600

(432) AATCAATATCACGAATGATACCGAATTTGACTGCTCCCTTGGCTTTGCTTTCTCCCTCGAAAGTTGCTTTCTCTCCCTG-ATCCTGATCCCTC  
 (483) AATCAATATCACGAATGATACCGAATTTGACTGCTCCCTTGGCTTTGCTTTCTCCCTCGAAAGTTGCTTTCTCTCCCTGATACTGATCCCTC  
 (498) AATCAATATCACGAATGATACCGAATTTGACTGCTCCCTTGGCTTTGCTTTCTCCCTCGAAAGTTGCTTTCTCTCCCTGATACTGATCCCTC  
 (501) AATCAATATCACGAATGATACCGAATTTGACTGCTCCCTTGGCTTTGCTTTCTCCCTCGAAAGTTGCTTTCTCTCCCTGATACTGATCCCTC  
 \* \* \* \* \*

WHEAT\_MS45\_PRO\_4AL  
 WHEAT\_MS45\_PRO\_4BS  
 WHEAT\_MS45\_PRO\_4DL  
 Consensus

FIG. 1A







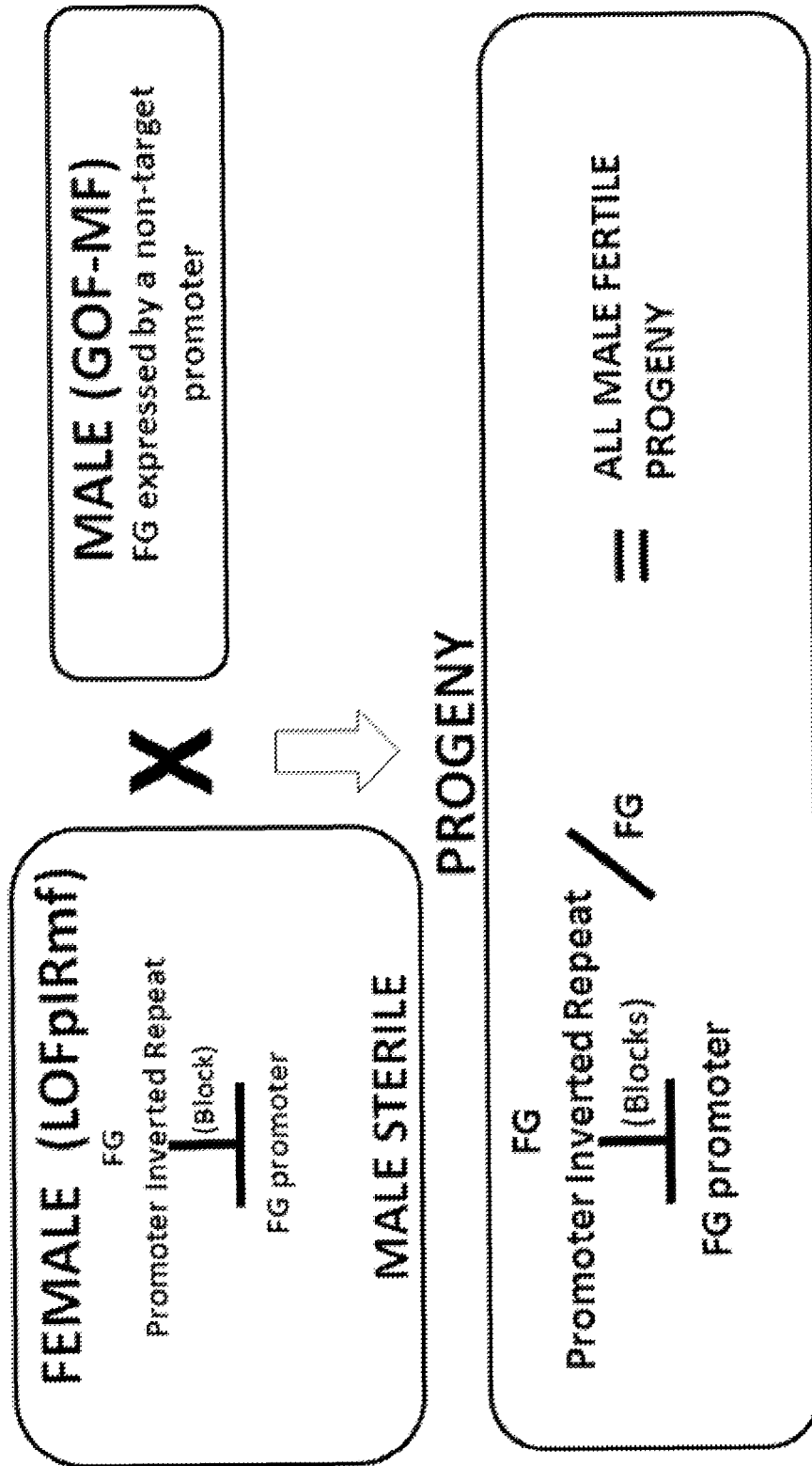


FIG. 4

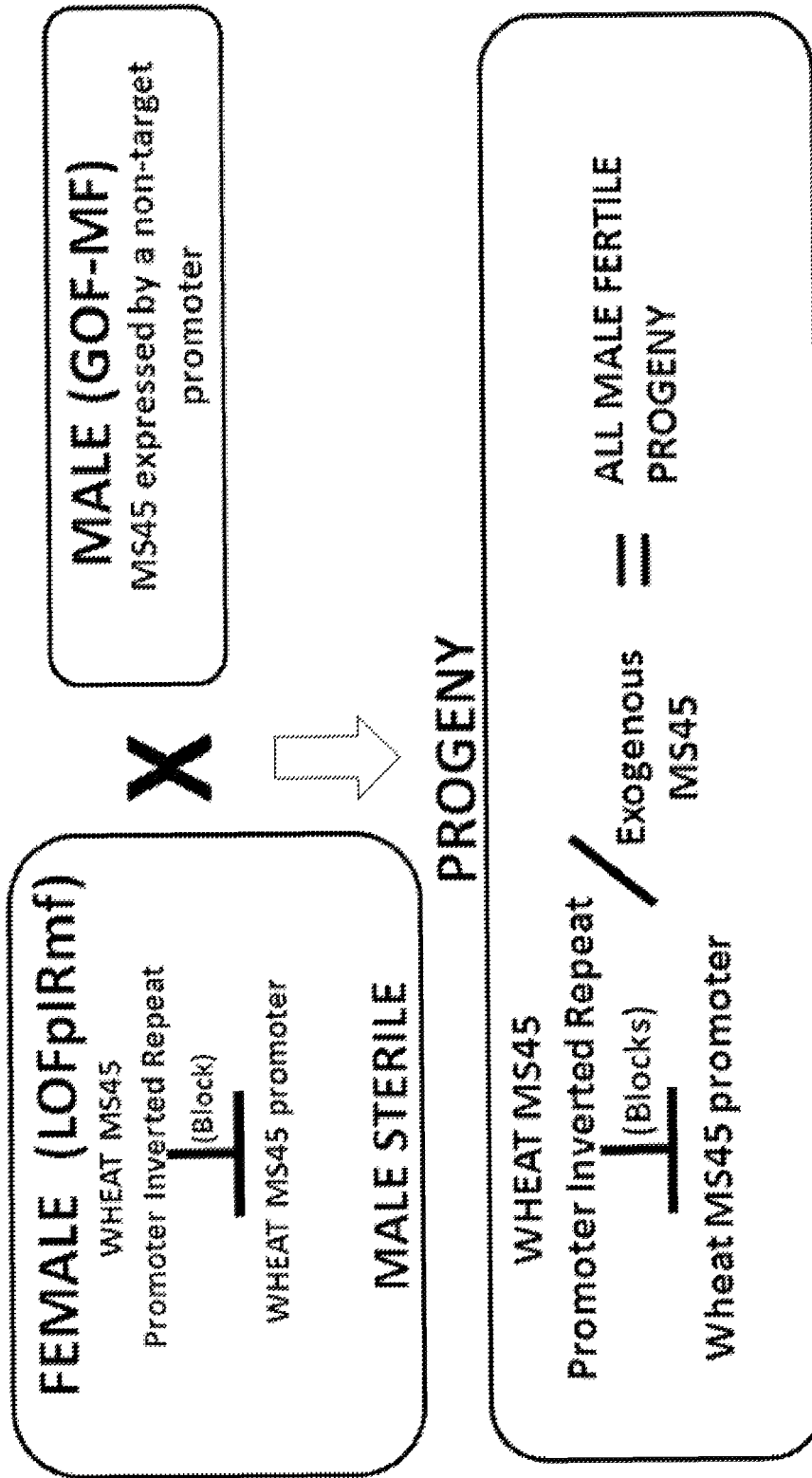


FIG. 5

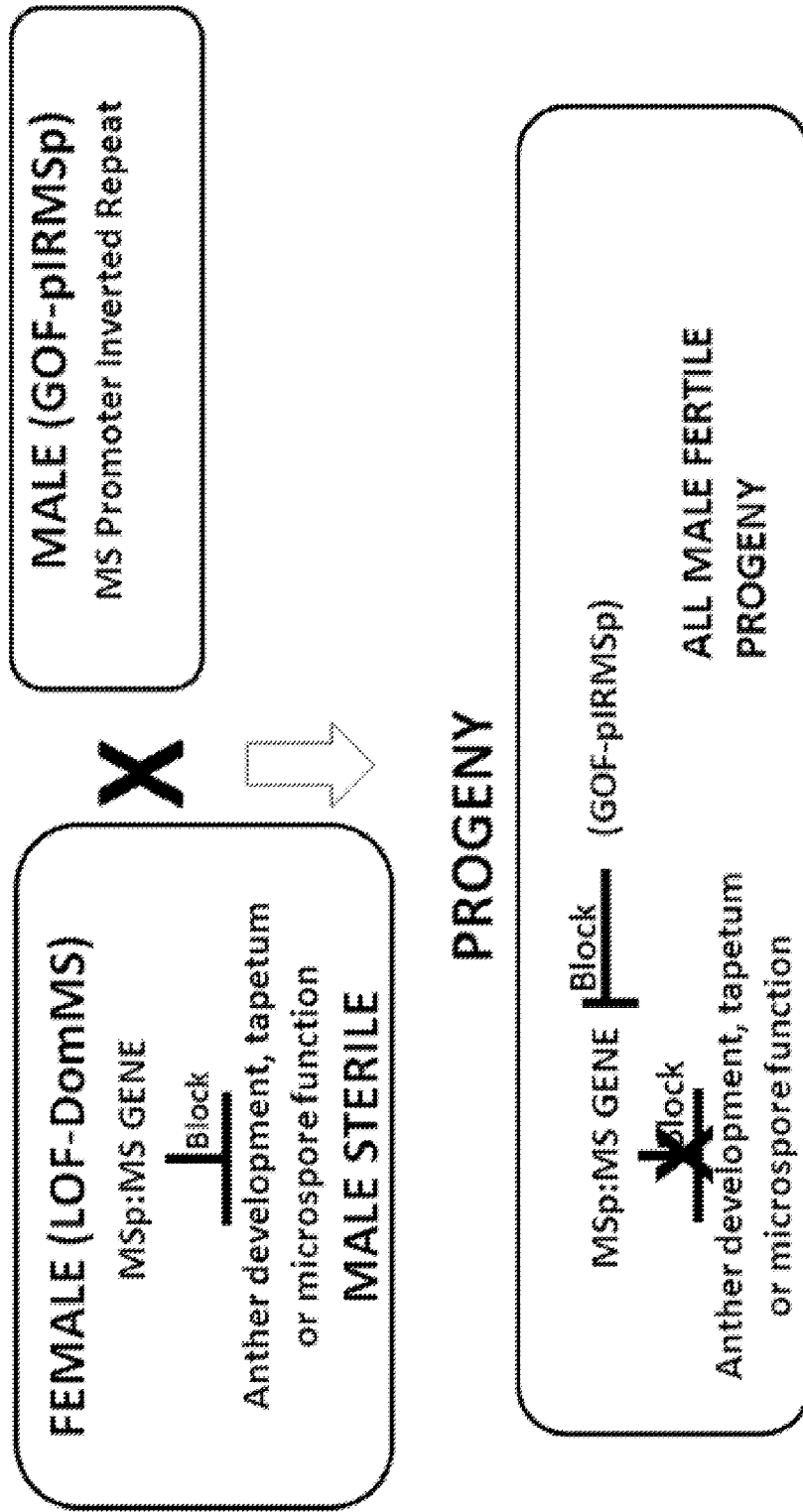


FIG. 6



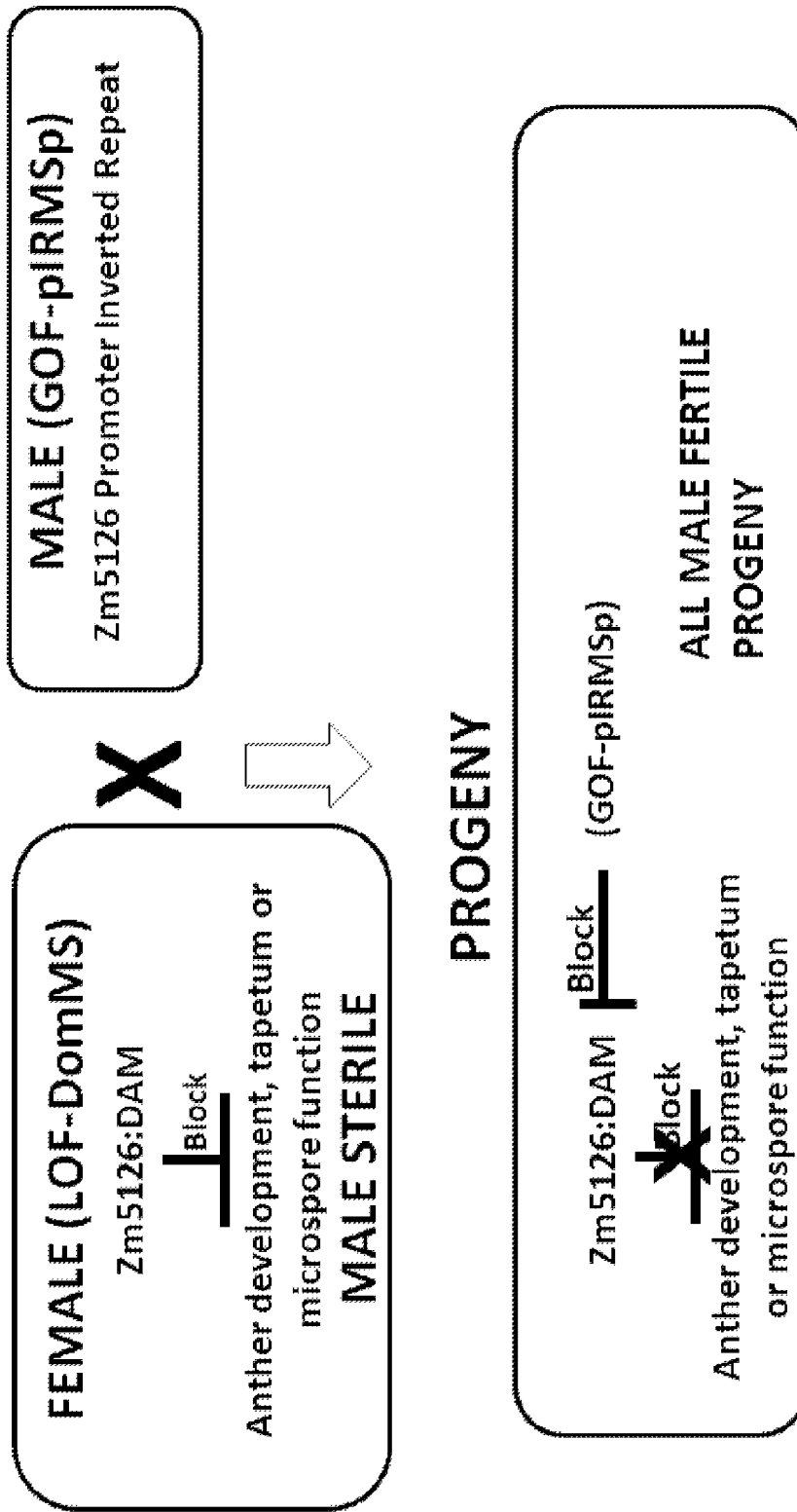


FIG. 7

1

**BREEDING PAIR OF WHEAT PLANTS  
COMPRISING AN MS45 PROMOTER  
INVERTED REPEAT THAT CONFERS MALE  
STERILITY AND A CONSTRUCT THAT  
RESTORES FERTILITY**

CROSS REFERENCE

This utility application claims the benefit of U.S. Provisional Application No. 61/778,069, filed Mar. 12, 2013, and U.S. Provisional Application No. 61/788,950, filed Mar. 15, 2013, both of which are incorporated herein by reference.

FIELD OF THE INVENTION

The present invention relates to the field of plant molecular biology, more particularly to influencing male fertility.

BACKGROUND OF THE INVENTION

Development of hybrid plant breeding has made possible considerable advances in quality and quantity of crops produced. Increased yield and combination of desirable characteristics, such as resistance to disease and insects, heat and drought tolerance, along with variations in plant composition are all possible because of hybridization procedures. These procedures frequently rely heavily on providing for a male parent contributing pollen to a female parent to produce the resulting hybrid.

Field crops are bred through techniques that take advantage of the plant's method of pollination. A plant is self-pollinated if pollen from one flower is transferred to the same or another flower of the same plant or a genetically identical plant. A plant is cross-pollinated if the pollen comes from a flower on a genetically different plant.

In certain species, such as *Brassica campestris*, the plant is normally self-sterile and can only be cross-pollinated. In self-pollinating species, such as soybeans and cotton, the male and female plants are anatomically juxtaposed. During natural pollination, the male reproductive organs of a given flower pollinate the female reproductive organs of the same flower.

Bread wheat (*Triticum aestivum*) is a hexaploid plant having three pairs of homologous chromosomes defining genomes A, B and D. The endosperm of wheat grain comprises 2 haploid complements from a maternal cell and 1 from a paternal cell. The embryo of wheat grain comprises one haploid complement from each of the maternal and paternal cells. Hexaploidy has been considered a significant obstacle in researching and developing useful variants of wheat. In fact, very little is known regarding how homologous genes of wheat interact, how their expression is regulated, and how the different proteins produced by homologous genes function separately or in concert.

An essential aspect of much of the work underway with genetic male sterility systems is the identification of genes influencing male fertility and promoters associated with such genes. Such genes and promoters can be used in a variety of systems to control male fertility including those described herein.

BRIEF SUMMARY OF THE INVENTION

Compositions and methods for modulating male fertility in a plant are provided. Compositions comprise nucleotide sequences, and fragments and variants thereof, which modulate male fertility. Further provided are expression cassettes

2

comprising one or more polynucleotides, operably linked to a promoter, wherein expression of one or more polynucleotides modulates the male fertility of a plant. Various methods are provided wherein the level and/or activity of a polynucleotide that influences male fertility is modulated in a plant or plant part.

BRIEF DESCRIPTION OF THE FIGURES

FIGS. 1A and 1B. Alignment of the wheat MS45 promoter regions of the A, B, and D genomes (SEQ ID NOs: 1, 2, and 3, respectively). A consensus sequence is also provided (SEQ ID NO: 16).

FIG. 2. Alignment of wheat MS45 promoter consensus (SEQ ID NO: 4) with ZmMS45 promoter region (SEQ ID NO: 5). A consensus sequence is also provided (SEQ ID NO: 14).

FIG. 3. Alignment of wheat MS45 promoter consensus (SEQ ID NO: 4) with wheat promoter inverted repeat (pIR) sequence (SEQ ID NO: 6). A consensus sequence is also provided (SEQ ID NO: 15).

FIG. 4. Restoration of fertility by Gain of Function: GOF-MF.

FIG. 5. Restoration of fertility by Gain of Function: GOF-MF; MS45.

FIG. 6. Restoration of fertility by Gain of Function: GOF-pIRMSp.

FIG. 7. Restoration of fertility by Gain of Function: GOF-pIRMSp; 5126:DAM.

DETAILED DESCRIPTION

The present inventions now will be described more fully hereinafter with reference to the accompanying drawings, in which some, but not all embodiments of the inventions are shown. Indeed, these inventions may be embodied in many different forms and should not be construed as limited to the embodiments set forth herein; rather, these embodiments are provided so that this disclosure will satisfy applicable legal requirements. Like numbers refer to like elements throughout.

Many modifications and other embodiments of the inventions set forth herein will come to mind to one skilled in the art to which these inventions pertain having the benefit of the teachings presented in the foregoing descriptions and the associated drawings. Therefore, it is to be understood that the inventions are not to be limited to the specific embodiments disclosed and that modifications and other embodiments are intended to be included within the scope of the appended claims. Although specific terms are employed herein, they are used in a generic and descriptive sense only and not for purposes of limitation.

I. Male Fertility Polynucleotides

Compositions disclosed herein include polynucleotides and polypeptides that influence male fertility. In particular, wheat MS45 promoter sequences are provided comprising nucleotide sequences set forth in SEQ ID NO: 1, 2 or 3, or fragments or variants thereof, such as SEQ ID NO: 4 or 6.

Sexually reproducing plants develop specialized tissues specific for the production of male and female gametes. Successful production of male gametes relies on proper formation of the male reproductive tissues. The stamen, which embodies the male reproductive organ of plants, contains various cell types, including for example, the filament, anther, tapetum and pollen. As used herein, "male tissue" refers to the specialized tissue in a sexually reproducing plant that is responsible for production of the male

gamete. Male tissues include, but are not limited to, the stamen, filament, anther, tapetum and pollen.

The process of mature pollen grain formation begins with microsporogenesis, wherein meiocytes are formed in the sporogenous tissue of the anther. Microgametogenesis follows, wherein microspores divide mitotically and develop into the microgametophyte or pollen grains. The condition of “male fertility” or “male fertile” refers to those plants producing a mature pollen grain capable of fertilizing a female gamete to produce a subsequent generation of offspring. The term “influences male fertility” or “modulates male fertility”, as used herein, refers to any increase or decrease in the ability of a plant to produce a mature pollen grain when compared to an appropriate control. A “mature pollen grain” or “mature pollen” refers to any pollen grain capable of fertilizing a female gamete to produce a subsequent generation of offspring. Likewise, the term “male fertility polynucleotide” or “male fertility polypeptide” refers to a polynucleotide or polypeptide that modulates male fertility. A male fertility polynucleotide may, for example, encode a polypeptide that participates in the process of microsporogenesis or microgametogenesis.

Expression of fertility genes has been shown to influence male fertility in a variety of ways. Mutagenesis studies of Ms22 (also referred to as Msca1) resulted in phenotypically male sterile maize plants with anthers that did not extrude from the tassel and lacked sporogenous tissue. West and Albertsen, (1985) *Maize Newsletter* 59:87; Neuffer, et al., (1977) *Mutants of maize*. Cold Spring Harbor Laboratory Press, Cold Spring Harbor, N.Y. See also, U.S. Pat. No. 7,919,676.

Certain male sterility genes such as MAC1, EMS1 or GNE2 (Sorensen, et al., (2002) *Plant J.* 29:581-594) prevent cell growth in the quartet stage. Mutations in the SPORO-CYTELESS/NOZZLE gene act early in development, but impact both anther and ovule formation such that plants are male and female sterile. The SPOROCYTELESS gene of *Arabidopsis* is required for initiation of sporogenesis and encodes a novel nuclear protein (*Genes Dev.* (Aug. 15, 1999) 13(16):2108-17).

Ms26 polypeptides have been reported to have significant homology to P450 enzymes found in yeast, plants, and mammals. P450 enzymes have been widely studied and characteristic protein domains have been elucidated. The Ms26 protein contains several structural motifs characteristic of eukaryotic P450's, including the heme-binding domain FxxGxRxCxG (domain D), domain A A/GGXD/ETT/S (dioxygen-binding), domain B (steroid-binding) and domain C. Phylogenetic tree analysis revealed that Ms26 is most closely related to P450s involved in fatty acid omega-hydroxylation found in *Arabidopsis thaliana* and *Vicia sativa*. See, for example, US Patent Application Publication Number 2012/0005792, herein incorporated by reference.

The Ms45 polynucleotide is a male fertility polynucleotide characterized in maize (see, for example, U.S. Pat. No. 5,478,369) and wheat (US Provisional Patent Application Ser. No. 61/697,590, filed Sep. 6, 2012). Mutations of Ms45 can result in breakdown of microsporogenesis during vacuolation of the microspores rendering the mutated plants male sterile. When the cloned Ms45 polynucleotide is introduced into such mutated male sterile plants, the gene can complement the mutation and confer male fertility. The cloned Ms45 gene, for example the Ms45 gene of maize or wheat or rice, can also be used to complement male sterility induced by expression of pIR molecule targeting the Ms45 promoter, as described herein. Certain embodiments

described herein using the MS45 gene and/or promoter could be practiced with other genes, such as MS26 or Ms22.

Strategies for manipulation of expression of male-fertility polynucleotides in wheat will require consideration of the ploidy level of the individual wheat variety. *Triticum aestivum* is a hexaploid containing three genomes designated A, B, and D (N=21); each genome comprises seven pairs of nonhomologous chromosomes. Einkorn wheat varieties are diploids (N=7) and emmer wheat varieties are tetraploids (N=14).

Isolated or substantially purified nucleic acid molecules or protein compositions are disclosed herein. An “isolated” or “purified” nucleic acid molecule, polynucleotide or protein, or biologically active portion thereof, is substantially or essentially free from components that normally accompany or interact with the polynucleotide or protein as found in its naturally occurring environment. Thus, an isolated or purified polynucleotide or protein is substantially free of other cellular material or culture medium when produced by recombinant techniques or substantially free of chemical precursors or other chemicals when chemically synthesized. Optimally, an “isolated” polynucleotide is free of sequences (optimally protein encoding sequences) that naturally flank the polynucleotide (i.e., sequences located at the 5' and 3' ends of the polynucleotide) in the genomic DNA of the organism from which the polynucleotide is derived. For example, in various embodiments, the isolated polynucleotide can contain less than about 5 kb, 4 kb, 3 kb, 2 kb, 1 kb, 0.5 kb or 0.1 kb of nucleotide sequence that naturally flank the polynucleotide in genomic DNA of the cell from which the polynucleotide is derived. A protein that is substantially free of cellular material includes preparations of protein having less than about 30%, 20%, 10%, 5% or 1% (by dry weight) of contaminating protein. When the polypeptides disclosed herein or biologically active portion thereof is recombinantly produced, optimally culture medium represents less than about 30%, 20%, 10%, 5% or 1% (by dry weight) of chemical precursors or non-protein-of-interest chemicals.

A “subject plant” or “subject plant cell” is one in which genetic alteration, such as transformation, has been affected as to a gene of interest, or is a plant or plant cell which is descended from a plant or cell so altered and which comprises the alteration. A “control” or “control plant” or “control plant cell” provides a reference point for measuring changes in phenotype of the subject plant or plant cell.

A control plant or plant cell may comprise, for example: (a) a wild-type plant or plant cell, i.e., of the same genotype as the starting material for the genetic alteration which resulted in the subject plant or cell; (b) a plant or plant cell of the same genotype as the starting material but which has been transformed with a null construct (i.e., with a construct which has no known effect on the trait of interest, such as a construct comprising a marker gene); (c) a plant or plant cell which is a non-transformed segregant among progeny of a subject plant or plant cell; (d) a plant or plant cell genetically identical to the subject plant or plant cell but which is not exposed to conditions or stimuli that would induce expression of the gene of interest; or (e) the subject plant or plant cell itself, under conditions in which the gene of interest is not expressed.

#### A. Fragments and Variants of Male Fertility Sequences

Fragments and variants of the disclosed polynucleotides and proteins encoded thereby are also provided. By “fragment” is intended a portion of the polynucleotide or a portion of the amino acid sequence and hence protein encoded thereby. Fragments of a polynucleotide may encode

protein fragments that retain the biological activity of the native protein and hence influence male fertility. Alternatively, fragments of a polynucleotide that are useful as hybridization probes generally do not encode fragment proteins retaining biological activity. Thus, fragments of a nucleotide sequence may range from at least about 20 nucleotides, about 50 nucleotides, about 100 nucleotides, and up to the full-length polynucleotide encoding the polypeptides disclosed herein. A fragment of a promoter polynucleotide may or may not retain promoter function. A fragment of a promoter polynucleotide may be used to create a pIR (promoter inverted repeat, a.k.a. hairpin) useful in a suppression construct which targets that promoter. See, for example, Matzke, et al., (2001) *Curr. Opin. Genet. Devel.* 11:221-227; Mette, et al., (2000) *EMBO J.* 19:5194-5201.

A fragment of a polynucleotide that encodes a biologically active portion of a polypeptide that influences male fertility may encode at least 15, 25, 30, 50, 100, 150, 200, 250, 300, 350, 400, 450, 500, 525 or 537 contiguous amino acids, or up to the total number of amino acids present in a full-length polypeptide that influences male fertility. Fragments of a polynucleotide encoding a polypeptide that influences male fertility that are useful as hybridization probes or PCR primers generally need not encode a biologically active portion of a polypeptide that influences male fertility.

Thus, a fragment of a male fertility polynucleotide as disclosed herein may encode a biologically active portion of a male fertility polypeptide or it may be a fragment that can be used as a hybridization probe or PCR primer using methods disclosed below or it may be a fragment of a promoter sequence natively associated with a male fertility polynucleotide. A biologically active portion of a male fertility polypeptide can be prepared by isolating a portion of one of the male fertility polynucleotides disclosed herein, expressing the encoded portion of the male fertility protein (e.g., by recombinant expression *in vitro*), and assessing the activity of the encoded portion of the male fertility polypeptide. Polynucleotides that are fragments of a male fertility polynucleotide comprise at least 16, 20, 50, 75, 100, 150, 200, 250, 300, 350, 400, 450, 500, 550, 600, 650, 700, 800, 900, 1000, 1100, 1200, 1300, 1400, 1500, 1600 or 1629 nucleotides or up to the number of nucleotides present in a full-length male fertility polynucleotide.

"Variants" is intended to mean substantially similar sequences. For polynucleotides, a variant comprises a deletion and/or addition of one or more nucleotides at one or more internal sites within the native polynucleotide and/or a substitution of one or more nucleotides at one or more sites in the native polynucleotide. As used herein, a "native" or "wild type" polynucleotide or polypeptide comprises a naturally occurring nucleotide sequence or amino acid sequence, respectively. For polynucleotides, conservative variants include those sequences that, because of the degeneracy of the genetic code, encode the amino acid sequence of one of the male fertility polypeptides disclosed herein. Naturally occurring allelic variants such as these can be identified with the use of well-known molecular biology techniques, as, for example, with polymerase chain reaction (PCR) and hybridization techniques as outlined below. Variant polynucleotides also include synthetically derived polynucleotides, such as those generated, for example, by using site-directed mutagenesis but which still encode a male fertility polypeptide. Generally, variants of a particular polynucleotide disclosed herein will have at least about 40%, 45%, 50%, 55%, 60%, 65%, 70%, 75%, 80%, 85%, 90%, 91%, 92%, 93%, 94%, 95%, 96%, 97%, 98%, 99% or more sequence identity

to that particular as determined by sequence alignment programs and parameters described elsewhere herein.

Variants of a particular polynucleotide disclosed herein (i.e., the reference polynucleotide) can also be evaluated by comparison of the percent sequence identity between the polypeptide encoded by a variant polynucleotide and the polypeptide encoded by the reference polynucleotide. Percent sequence identity between any two polypeptides can be calculated using sequence alignment programs and parameters described elsewhere herein. Where any given pair of polynucleotides disclosed herein is evaluated by comparison of the percent sequence identity shared by the two polypeptides they encode, the percent sequence identity between the two encoded polypeptides is at least about 40%, 45%, 50%, 55%, 60%, 65%, 70%, 75%, 80%, 85%, 90%, 91%, 92%, 93%, 94%, 95%, 96%, 97%, 98%, 99% or more sequence identity.

"Variant" protein is intended to mean a protein derived from the native protein by deletion or addition of one or more amino acids at one or more internal sites in the native protein and/or substitution of one or more amino acids at one or more sites in the native protein. Variant proteins disclosed herein are biologically active, that is they continue to possess the desired biological activity of the native protein, that is, male fertility activity as described herein. Such variants may result from, for example, genetic polymorphism or from human manipulation. Biologically active variants of a male fertility protein disclosed herein will have at least about 40%, 45%, 50%, 55%, 60%, 65%, 70%, 75%, 80%, 85%, 90%, 91%, 92%, 93%, 94%, 95%, 96%, 97%, 98%, 99% or more sequence identity to the amino acid sequence for the native protein as determined by sequence alignment programs and parameters described elsewhere herein. A biologically active variant of a protein disclosed herein may differ from that protein by as few as 1-15 amino acid residues, as few as 1-10, such as 6-10, as few as 5, as few as 4, 3, 2 or even 1 amino acid residue.

The proteins disclosed herein may be altered in various ways including amino acid substitutions, deletions, truncations, and insertions. Methods for such manipulations are generally known in the art. For example, amino acid sequence variants and fragments of the male fertility polypeptides can be prepared by mutations in the DNA. Methods for mutagenesis and polynucleotide alterations are well known in the art. See, for example, Kunkel, (1985) *Proc. Natl. Acad. Sci. USA* 82:488-492; Kunkel, et al., (1987) *Methods in Enzymol.* 154:367-382; U.S. Pat. No. 4,873,192; Walker and Gaastra, eds. (1983) *Techniques in Molecular Biology* (MacMillan Publishing Company, New York) and the references cited therein. Guidance as to appropriate amino acid substitutions that do not affect biological activity of the protein of interest may be found in the model of Dayhoff, et al., (1978) *Atlas of Protein Sequence and Structure* (Natl. Biomed. Res. Found., Washington, D.C.), herein incorporated by reference. Conservative substitutions, such as exchanging one amino acid with another having similar properties, may be optimal.

Thus, the genes and polynucleotides disclosed herein include both the naturally occurring sequences as well as DNA sequence variants which retain function. Likewise, the male fertility polypeptides and proteins encompass both naturally occurring polypeptides as well as variations and modified forms thereof. Such polynucleotide and polypeptide variants will continue to possess the desired male fertility activity. The mutations that will be made in the DNA encoding the variant must not place the sequence out of reading frame and optimally will not create complementary

regions that could produce secondary mRNA structure. See, EP Patent Application Publication Number 75,444.

The deletions, insertions and substitutions of the protein sequences encompassed herein are not expected to produce radical changes in the characteristics of the protein. However, when it is difficult to predict the exact effect of the substitution, deletion or insertion in advance of doing so, one skilled in the art will appreciate that the effect will be evaluated by routine screening assays. That is, the activity can be evaluated by assaying for male fertility activity.

Increases or decreases in male fertility can be assayed in a variety of ways. One of ordinary skill in the art can readily assess activity of the variant or fragment by introducing the polynucleotide into a plant homozygous for a stable male sterile allele of the polynucleotide, and observing male tissue development in the plant. In certain embodiments, the variant or fragment polynucleotide is introduced into a plant which is male-sterile as a result of expression of a polynucleotide which confers dominant male sterility. Such a polynucleotide conferring dominant male sterility may be, for example, a pIR directed to the native promoter of a fertility gene, or a polynucleotide encoding a polypeptide which interferes with development of reproductive tissue, such as DAM-methylase or barnase (See, for example, U.S. Pat. No. 5,792,853 or U.S. Pat. No. 5,689,049; PCT/EP89/00495).

Variant functional polynucleotides and proteins also encompass sequences and proteins derived from a mutagenic and recombinogenic procedure such as DNA shuffling. With such a procedure, one or more different male fertility sequences can be manipulated to create a new male fertility polypeptide possessing the desired properties. In this manner, libraries of recombinant polynucleotides are generated from a population of related sequence polynucleotides comprising sequence regions that have substantial sequence identity and can be homologously recombined in vitro or in vivo. For example, using this approach, sequence motifs encoding a domain of interest may be shuffled between the male fertility polynucleotides disclosed herein and other known male fertility polynucleotides to obtain a new gene coding for a protein with an improved property of interest, such as an increased  $K_m$  in the case of an enzyme. Strategies for such DNA shuffling are known in the art. See, for example, Stemmer, (1994) *Proc. Natl. Acad. Sci. USA* 91:10747-10751; Stemmer, (1994) *Nature* 370:389-391; Cramer, et al., (1997) *Nature Biotech.* 15:436-438; Moore, et al., (1997) *J. Mol. Biol.* 272:336-347; Zhang, et al., (1997) *Proc. Natl. Acad. Sci. USA* 94:4504-4509; Cramer, et al., (1998) *Nature* 391:288-291 and U.S. Pat. Nos. 5,605,793 and 5,837,458.

## II. Sequence Analysis

As used herein, "sequence identity" or "identity" in the context of two polynucleotides or polypeptide sequences makes reference to the residues in the two sequences that are the same when aligned for maximum correspondence over a specified comparison window. When percentage of sequence identity is used in reference to proteins it is recognized that residue positions which are not identical often differ by conservative amino acid substitutions, where amino acid residues are substituted for other amino acid residues with similar chemical properties (e.g., charge or hydrophobicity) and therefore do not change the functional properties of the molecule. When sequences differ in conservative substitutions, the percent sequence identity may be adjusted upwards to correct for the conservative nature of the substitution. Sequences that differ by such conservative substitutions are said to have "sequence similarity" or "simi-

larity". Means for making this adjustment are well known to those of skill in the art. Typically this involves scoring a conservative substitution as a partial rather than a full mismatch, thereby increasing the percentage sequence identity. Thus, for example, where an identical amino acid is given a score of 1 and a non-conservative substitution is given a score of zero, a conservative substitution is given a score between zero and 1. The scoring of conservative substitutions is calculated, e.g., as implemented in the program PC/GENE (Intelligenetics, Mountain View, Calif.).

As used herein, "percentage of sequence identity" means the value determined by comparing two optimally aligned sequences over a comparison window, wherein the portion of the polynucleotide sequence in the comparison window may comprise additions or deletions (i.e., gaps) as compared to the reference sequence (which does not comprise additions or deletions) for optimal alignment of the two sequences. The percentage is calculated by determining the number of positions at which the identical nucleic acid base or amino acid residue occurs in both sequences to yield the number of matched positions, dividing the number of matched positions by the total number of positions in the window of comparison, and multiplying the result by 100 to yield the percentage of sequence identity.

Unless otherwise stated, sequence identity/similarity values provided herein refer to the value obtained using GAP Version 10 using the following parameters: % identity and % similarity for a nucleotide sequence using GAP Weight of 50 and Length Weight of 3, and the nws gapdna.cmp scoring matrix; % identity and % similarity for an amino acid sequence using GAP Weight of 8 and Length Weight of 2, and the BLOSUM62 scoring matrix; or any equivalent program thereof. By "equivalent program" is intended any sequence comparison program that, for any two sequences in question, generates an alignment having identical nucleotide or amino acid residue matches and an identical percent sequence identity when compared to the corresponding alignment generated by GAP Version 10.

The use of the term "polynucleotide" is not intended to limit the present disclosure to polynucleotides comprising DNA. Those of ordinary skill in the art will recognize that polynucleotides, can comprise ribonucleotides and combinations of ribonucleotides and deoxyribonucleotides. Such deoxyribonucleotides and ribonucleotides include both naturally occurring molecules and synthetic analogues. The polynucleotides disclosed herein also encompass all forms of sequences including, but not limited to, single-stranded forms, double-stranded forms, hairpins, stem-and-loop structures, and the like.

## III. Expression Cassettes

The male fertility polynucleotides disclosed herein can be provided in expression cassettes for expression in an organism of interest. The cassette can include 5' and 3' regulatory sequences operably linked to a male fertility polynucleotide as disclosed herein. "Operably linked" is intended to mean a functional linkage between two or more elements. For example, an operable linkage between a polynucleotide of interest and a regulatory sequence (e.g., a promoter) is a functional link that allows for expression of the polynucleotide of interest. Operably linked elements may be contiguous or non-contiguous. When used to refer to the joining of two protein coding regions, by operably linked is intended that the coding regions are in the same reading frame.

The expression cassettes disclosed herein may include in the 5'-3' direction of transcription, a transcriptional and translational initiation region (i.e., a promoter), a polynucleotide of interest, and a transcriptional and translational

termination region (i.e., termination region) functional in the host cell (i.e., the plant). Expression cassettes are also provided with a plurality of restriction sites and/or recombination sites for insertion of the male fertility polynucleotide to be under the transcriptional regulation of the regulatory regions described elsewhere herein. The regulatory regions (i.e., promoters, transcriptional regulatory regions, and translational termination regions) and/or the polynucleotide of interest may be native/analogous to the host cell or to each other. Alternatively, the regulatory regions and/or the polynucleotide of interest may be heterologous to the host cell or to each other. As used herein, "heterologous" in reference to a polynucleotide or polypeptide sequence is a sequence that originates from a foreign species, or, if from the same species, is substantially modified from its native form in composition and/or genomic locus by deliberate human intervention. For example, a promoter operably linked to a heterologous polynucleotide is from a species different from the species from which the polynucleotide was derived, or, if from the same/analogous species, one or both are substantially modified from their original form and/or genomic locus, or the promoter is not the native promoter for the operably linked polynucleotide. As used herein, a chimeric polynucleotide comprises a coding sequence operably linked to a transcription initiation region that is heterologous to the coding sequence.

In certain embodiments the polynucleotides disclosed herein can be stacked with any combination of polynucleotide sequences of interest or expression cassettes as disclosed elsewhere herein. For example, the male fertility polynucleotides disclosed herein may be stacked with any other polynucleotides encoding male-gamete disruptive polynucleotides or polypeptides, cytotoxins, markers or other male fertility sequences as disclosed elsewhere herein. The stacked polynucleotides may be operably linked to the same promoter as the male fertility polynucleotide, or may be operably linked to a separate promoter polynucleotide.

As described elsewhere herein, expression cassettes may comprise a promoter operably linked to a polynucleotide of interest, along with a corresponding termination region. The termination region may be native to the transcriptional initiation region, may be native to the operably linked male fertility polynucleotide of interest or with the male fertility promoter sequences, may be native to the plant host, or may be derived from another source (i.e., foreign or heterologous). Convenient termination regions are available from the Ti-plasmid of *A. tumefaciens*, such as the octopine synthase and nopaline synthase termination regions. See also, Guerineau, et al., (1991) *Mol. Gen. Genet.* 262:141-144; Proudfoot, (1991) *Cell* 64:671-674; Sanfacon, et al., (1991) *Genes Dev.* 5:141-149; Mogen, et al., (1990) *Plant Cell* 2:1261-1272; Munroe, et al., (1990) *Gene* 91:151-158; Ballas, et al., (1989) *Nucleic Acids Res.* 17:7891-7903 and Joshi, et al., (1987) *Nucleic Acids Res.* 15:9627-9639.

Where appropriate, the polynucleotides of interest may be optimized for increased expression in the transformed plant. That is, the polynucleotides can be synthesized using plant-preferred codons for improved expression. See, for example, Campbell and Gowri, (1990) *Plant Physiol.* 92:1-11 for a discussion of host-preferred codon usage. Methods are available in the art for synthesizing plant-preferred genes. See, for example, U.S. Pat. Nos. 5,380,831 and 5,436,391 and Murray, et al., (1989) *Nucleic Acids Res.* 17:477-498, herein incorporated by reference.

Additional sequence modifications are known to enhance gene expression in a cellular host. These include elimination of sequences encoding spurious polyadenylation signals,

exon-intron splice site signals, transposon-like repeats and other such well-characterized sequences that may be deleterious to gene expression. The G-C content of the sequence may be adjusted to levels average for a given cellular host, as calculated by reference to known genes expressed in the host cell. When possible, the sequence is modified to avoid predicted hairpin secondary mRNA structures.

The expression cassettes may additionally contain 5' leader sequences. Such leader sequences can act to enhance translation. Translation leaders are known in the art and include: picornavirus leaders, for example, EMCV leader (Encephalomyocarditis 5' noncoding region) (Elroy-Stein, et al., (1989) *Proc. Natl. Acad. Sci. USA* 86:6126-6130); potyvirus leaders, for example, TEV leader (Tobacco Etch Virus) (Gallie, et al., (1995) *Gene* 165(2):233-238), MDMV leader (Maize Dwarf Mosaic Virus) (Johnson, et al., (1986) *Virology* 154:9-20) and human immunoglobulin heavy-chain binding protein (BiP) (Macejak, et al., (1991) *Nature* 353:90-94); untranslated leader from the coat protein mRNA of alfalfa mosaic virus (AMV RNA 4) (Jobling, et al., (1987) *Nature* 325:622-625); tobacco mosaic virus leader (TMV) (Gallie, et al., (1989) in *Molecular Biology of RNA*, ed. Cech (Liss, New York), pp. 237-256) and maize chlorotic mottle virus leader (MCMV) (Lommel, et al., (1991) *Virology* 81:382-385). See also, Della-Cioppa, et al., (1987) *Plant Physiol.* 84:965-968. Other methods known to enhance translation can also be utilized, for example, introns, and the like.

In preparing the expression cassette, the various DNA fragments may be manipulated, so as to provide for the DNA sequences in the proper orientation and, as appropriate, in the proper reading frame. Toward this end, adapters or linkers may be employed to join the DNA fragments or other manipulations may be involved to provide for convenient restriction sites, removal of superfluous DNA, removal of restriction sites, or the like. For this purpose, in vitro mutagenesis, primer repair, restriction, annealing, resubstitutions, e.g., transitions and transversions, may be involved.

A. Expression Cassettes Comprising a Male Fertility Polynucleotide

In particular embodiments, the expression cassettes disclosed herein comprise a promoter operably linked to a male fertility polynucleotide, or active fragment or variant thereof, as disclosed herein. In certain embodiments, a male fertility promoter disclosed herein, or an active fragment or variant thereof, is operably linked to a male fertility polynucleotide disclosed herein, or an active fragment or variant thereof.

In certain embodiments, plant promoters can preferentially initiate transcription in certain tissues, such as stamen, anther, filament and pollen, or developmental growth stages, such as sporogenous tissue, microspores and microgametophyte. Such plant promoters are referred to as "tissue-preferred", "cell type-preferred" or "growth-stage preferred". Promoters which initiate transcription only in certain tissue are referred to as "tissue-specific". Likewise, promoters which initiate transcription only at certain growth stages are referred to as "growth stage-specific". A "cell type-specific" promoter drives expression only in certain cell types in one or more organs, for example, stamen cells, or individual cell types within the stamen such as anther, filament or pollen cells.

Male fertility polynucleotides disclosed herein, and active fragments and variants thereof, can be operably linked to male-tissue-specific or male-tissue-preferred promoters including, for example, stamen-specific or stamen-preferred promoters, anther-specific or anther-preferred promoters,

pollen-specific or pollen-preferred promoters, tapetum-specific promoters or tapetum-preferred promoters, and the like. Promoters can be selected based on the desired outcome. For example, the polynucleotides of interest can be operably linked to constitutive, tissue-preferred, growth stage-preferred or other promoters for expression in plants.

In one embodiment, the promoters may be those which preferentially express a polynucleotide of interest in the male tissues of the plant. No particular male fertility tissue-preferred promoter must be used in the process, and any of the many such promoters known to one skilled in the art may be employed. One such promoter is the 5126 promoter, which preferentially directs expression of the polynucleotide to which it is linked to male tissue of the plants, as described in U.S. Pat. Nos. 5,837,851 and 5,689,051. Other examples include the maize Ms45 promoter described at U.S. Pat. No. 6,037,523; SF3 promoter described at U.S. Pat. No. 6,452,069; the BS92-7 promoter described at WO 2002/063021; a SGB6 regulatory element described at U.S. Pat. No. 5,470,359; the TA29 promoter (Koltunow, et al., (1990) *Plant Cell* 2:1201-1224; Goldberg, et al., (1993) *Plant Cell* 5:1217-1229 and U.S. Pat. No. 6,399,856); the type 2 metallothionein-like gene promoter (Charbonnel-Campaa, et al., (2000) *Gene* 254:199-208) and the *Brassica* Bca9 promoter (Lee, et al., (2003) *Plant Cell Rep.* 22:268-273).

In some embodiments, expression cassettes comprise male-gamete-preferred promoters operably linked to a male fertility polynucleotide. Male-gamete-preferred promoters include the PG47 promoter (U.S. Pat. No. 5,412,085; U.S. Pat. No. 5,545,546; *Plant J* 3(2):261-271 (1993)), as well as ZM13 promoter (Hamilton, et al., (1998) *Plant Mol. Biol.* 38:663-669); actin depolymerizing factor promoters (such as Zmabp1, Zmabp2; see, for example, Lopez, et al., (1996) *Proc. Natl. Acad. Sci. USA* 93:7415-7420); the promoter of the maize pectin methylesterase-like gene, ZmC5 (Wakeley, et al., (1998) *Plant Mol. Biol.* 37:187-192); the profilin gene promoter Zmpro1 (Kovar, et al., (2000) *The Plant Cell* 12:583-598); the sulphated pentapeptide phytosulphokine gene ZmPSK1 (Lorbiecke, et al., (2005) *Journal of Experimental Botany* 56(417):1805-1819); the promoter of the calmodulin binding protein Mpcbp (Reddy, et al., (2000) *J. Biol. Chem.* 275(45):35457-70).

As disclosed herein, constitutive promoters include, for example, the core promoter of the Rsyn7 promoter and other constitutive promoters disclosed in WO 1999/43838 and U.S. Pat. No. 6,072,050; the core CaMV 35S promoter (Odell, et al., (1985) *Nature* 313:810-812); rice actin (McElroy, et al., (1990) *Plant Cell* 2:163-171); ubiquitin (Christensen, et al., (1989) *Plant Mol. Biol.* 12:619-632 and Christensen, et al., (1992) *Plant Mol. Biol.* 18:675-689); pEMU (Last, et al., (1991) *Theor. Appl. Genet.* 81:581-588); MAS (Velten, et al., (1984) *EMBO J.* 3:2723-2730); ALS promoter (U.S. Pat. No. 5,659,026), and the like. Other constitutive promoters include, for example, U.S. Pat. Nos. 5,608,149; 5,608,144; 5,604,121; 5,569,597; 5,466,785; 5,399,680; 5,268,463; 5,608,142 and 6,177,611.

"Seed-preferred" promoters include both those promoters active during seed development such as promoters of seed storage proteins as well as those promoters active during seed germination. See, Thompson, et al., (1989) *BioEssays* 10:108, herein incorporated by reference. Such seed-preferred promoters include, but are not limited to, Cim1 (cytokinin-induced message); cZ19B1 (maize 19 kDa zein); milps (myo-inositol-1-phosphate synthase) (see, WO 2000/11177 and U.S. Pat. No. 6,225,529, herein incorporated by reference). Gamma-zein is an endosperm-specific promoter. Globulin-1 (Glob-1) is a representative embryo-specific

promoter. For dicots, seed-specific promoters include, but are not limited to, bean  $\beta$ -phaseolin, napin,  $\beta$ -conglycinin, soybean lectin, cruciferin, and the like. For monocots, seed-specific promoters include, but are not limited to, maize 15 kDa zein, 22 kDa zein, 27 kDa zein, gamma-zein, waxy, shrunken 1, shrunken 2, globulin 1, etc. See also, WO 2000/12733, where seed-preferred promoters from end1 and end2 genes are disclosed; herein incorporated by reference. Additional embryo specific promoters are disclosed in Sato, et al., (1996) *Proc. Natl. Acad. Sci.* 93:8117-8122; Nakase, et al., (1997) *Plant J* 12:235-46 and Postma-Haarsma, et al., (1999) *Plant Mol. Biol.* 39:257-71. Additional endosperm specific promoters are disclosed in Albani, et al., (1984) *EMBO* 3:1405-15; Albani, et al., (1999) *Theor. Appl. Gen.* 98:1253-62; Albani, et al., (1993) *Plant J.* 4:343-55; Mena, et al., (1998) *The Plant Journal* 116:53-62 and Wu, et al., (1998) *Plant Cell Physiology* 39:885-889.

Dividing cell or meristematic tissue-preferred promoters have been disclosed in Ito, et al., (1994) *Plant Mol. Biol.* 24:863-878; Reyad, et al., (1995) *Mo. Gen. Genet.* 248:703-711; Shaul, et al., (1996) *Proc. Natl. Acad. Sci.* 93:4868-4872; Ito, et al., (1997) *Plant J.* 11:983-992; and Trehin, et al., (1997) *Plant Mol. Biol.* 35:667-672.

Stress inducible promoters include salt/water stress-inducible promoters such as P5CS (Zang, et al., (1997) *Plant Sciences* 129:81-89); cold-inducible promoters, such as, cor15a (Hajela, et al., (1990) *Plant Physiol.* 93:1246-1252), cor15b (Wihelm, et al., (1993) *Plant Mol Biol* 23:1073-1077), wsc120 (Ouellet, et al., (1998) *FEBS Lett.* 423-324-328), ci7 (Kirch, et al., (1997) *Plant Mol. Biol.* 33:897-909), ci21A (Schneider, et al., (1997) *Plant Physiol.* 113:335-45); drought-inducible promoters, such as, Trg-31 (Chaudhary, et al., (1996) *Plant Mol. Biol.* 30:1247-57), rd29 (Kasuga, et al., (1999) *Nature Biotechnology* 18:287-291); osmotic inducible promoters, such as, Rab17 (Vilardell, et al., (1991) *Plant Mol. Biol.* 17:985-93) and osmotin (Raghothama, et al., (1993) *Plant Mol Biol* 23:1117-28) and heat inducible promoters, such as, heat shock proteins (Barros, et al., (1992) *Plant Mol.* 19:665-75; Marrs, et al., (1993) *Dev. Genet.* 14:27-41) and smHSP (Waters, et al., (1996) *J. Experimental Botany* 47:325-338). Other stress-inducible promoters include rip2 (U.S. Pat. No. 5,332,808 and US Patent Application Publication Number 2003/0217393) and rp29a (Yamaguchi-Shinozaki, et al., (1993) *Mol. Gen. Genetics* 236:331-340).

As discussed elsewhere herein, the expression cassettes comprising male fertility polynucleotides may be stacked with other polynucleotides of interest. Any polynucleotide of interest may be stacked with the male fertility polynucleotide, including for example, male-gamete-disruptive polynucleotides and marker polynucleotides.

Male fertility polynucleotides disclosed herein may be stacked in or with expression cassettes comprising a promoter operably linked to a polynucleotide which is male-gamete-disruptive; that is, a polynucleotide which interferes with the function, formation, or dispersal of male gametes. A male-gamete-disruptive polynucleotide can operate to prevent function, formation, or dispersal of male gametes by any of a variety of methods. By way of example but not limitation, this can include use of polynucleotides which encode a gene product such as DAM-methylase or barnase (see, for example, U.S. Pat. No. 5,792,853 or U.S. Pat. No. 5,689,049; PCT/EP89/00495); encode a gene product which interferes with the accumulation of starch or affects osmotic balance in pollen (see, for example, U.S. Pat. Nos. 7,875,764; 8,013,218; 7,696,405); inhibit formation of a gene product important to male gamete function, formation or

dispersal (see, for example, U.S. Pat. Nos. 5,859,341; 6,297,426); encode a gene product which combines with another gene product to prevent male gamete formation or function (see, U.S. Pat. Nos. 6,162,964; 6,013,859; 6,281,348; 6,399,856; 6,248,935; 6,750,868; 5,792,853); are antisense to, or cause co-suppression of, a gene critical to male gamete function, formation, or dispersal (see, U.S. Pat. Nos. 6,184,439; 5,728,926; 6,191,343; 5,728,558; 5,741,684); interfere with expression of a male fertility polynucleotide through use of hairpin formations (Smith, et al., (2000) *Nature* 407:319-320; WO 1999/53050 and WO 1998/53083; Matzke, et al., (2001) *Curr. Opin. Genet. Devel.* 11:221-227); see also, Scheid, et al., (2002) *Proc. Natl. Acad. Sci., USA* 99:13659-13662; Waterhouse and Helliwell, (2003) *Nature Reviews Genetics* 4:29-38; Aufsaftz, et al., (2002) *Proc. Nat'l. Acad. Sci.* 99(4):16499-16506; Sijen, et al., (2001) *Curr. Biol.* 11:436-440 or the like.

Male-gamete-disruptive polynucleotides include dominant negative genes such as methylase genes and growth-inhibiting genes. See, U.S. Pat. No. 6,399,856. Dominant negative genes include diphtheria toxin A-chain gene (Czako and An, (1991) *Plant Physiol.* 95:687-692; Greenfield, et al., (1983) *PNAS* 80:6853); cell cycle division mutants such as CDC in maize (Colasanti, et al., (1991) *PNAS* 88:3377-3381); the WT gene (Farmer, et al., (1994) *Mol. Genet.* 3:723-728) and P68 (Chen, et al., (1991) *PNAS* 88:315-319).

Further examples of male-gamete-disruptive polynucleotides include, but are not limited to, pectate lyase gene *pelE* from *Erwinia chrysanthemi* (Kenn, et al., (1986) *J. Bacteriol.* 168:595); CytA toxin gene from *Bacillus thuringiensis* Israeliensis (McLean, et al., (1987) *J. Bacteriol.* 169:1017, U.S. Pat. No. 4,918,006); DNases, RNases, proteases or polynucleotides expressing anti-sense RNA. A male-gamete-disruptive polynucleotide may encode a protein involved in inhibiting pollen-stigma interactions, pollen tube growth, fertilization, or a combination thereof.

Male fertility polynucleotides disclosed herein may be stacked with expression cassettes disclosed herein comprising a promoter operably linked to a polynucleotide of interest encoding a reporter or marker product. Examples of suitable reporter polynucleotides known in the art can be found in, for example, Jefferson, et al., (1991) in *Plant Molecular Biology Manual*, ed. Gelvin et al. (Kluwer Academic Publishers), pp. 1-33; DeWet, et al., (1987) *Mol. Cell. Biol.* 7:725-737; Goff, et al., (1990) *EMBO J.* 9:2517-2522; Kain, et al., (1995) *BioTechniques* 19:650-655 and Chiu, et al., (1996) *Current Biology* 6:325-330. In certain embodiments, the polynucleotide of interest encodes a selectable reporter. These can include polynucleotides that confer antibiotic resistance or resistance to herbicides. Examples of suitable selectable marker polynucleotides include, but are not limited to, genes encoding resistance to chloramphenicol, methotrexate, hygromycin, streptomycin, spectinomycin, bleomycin, sulfonamide, bromoxynil, glyphosate and phosphinothricin.

In some embodiments, the expression cassettes disclosed herein comprise a polynucleotide of interest encoding scorable or screenable markers, where presence of the polynucleotide produces a measurable product. Examples include a  $\beta$ -glucuronidase, or *uidA* gene (GUS), which encodes an enzyme for which various chromogenic substrates are known (for example, U.S. Pat. Nos. 5,268,463 and 5,599,670); chloramphenicol acetyl transferase, and alkaline phosphatase. Other screenable markers include the anthocyanin/flavonoid polynucleotides including, for example, a R-locus polynucleotide, which encodes a product

that regulates the production of anthocyanin pigments (red color) in plant tissues, the genes which control biosynthesis of flavonoid pigments, such as the maize C1 and C2, the B gene, the p1 gene, and the bronze locus genes, among others. Further examples of suitable markers encoded by polynucleotides of interest include the cyan fluorescent protein (CYP) gene, the yellow fluorescent protein gene, a lux gene, which encodes a luciferase, the presence of which may be detected using, for example, X-ray film, scintillation counting, fluorescent spectrophotometry, low-light video cameras, photon counting cameras or multiwell luminometry, a green fluorescent protein (GFP) and DsRed2 (*Clontech*, 2001) where plant cells transformed with the marker gene are red in color, and thus visually selectable. Additional examples include a p-lactamase gene encoding an enzyme for which various chromogenic substrates are known (e.g., PADAC, a chromogenic cephalosporin), a xyleE gene encoding a catechol dioxygenase that can convert chromogenic catechols, an  $\alpha$ -amylase gene and a tyrosinase gene encoding an enzyme capable of oxidizing tyrosine to DOPA and dopaquinone, which in turn condenses to form the easily detectable compound melanin.

The expression cassette can also comprise a selectable marker gene for the selection of transformed cells. Selectable marker genes are utilized for the selection of transformed cells or tissues. Marker genes include genes encoding antibiotic resistance, such as those encoding neomycin phosphotransferase II (NEO) and hygromycin phosphotransferase (HPT), as well as genes conferring resistance to herbicidal compounds, such as glufosinate ammonium, bromoxynil, imidazolinones and 2,4-dichlorophenoxyacetate (2,4-D). Additional selectable markers include phenotypic markers such as  $\beta$ -galactosidase and fluorescent proteins such as green fluorescent protein (GFP) (Su, et al., (2004) *Biotechnol Bioeng* 85:610-9 and Fetter, et al., (2004) *Plant Cell* 16:215-28), cyan fluorescent protein (CYP) (Bolte, et al., (2004) *J. Cell Science* 117:943-54 and Kato, et al., (2002) *Plant Physiol* 129:913-42) and yellow fluorescent protein (PhiYFP™ from Evrogen, see, Bolte, et al., (2004) *J. Cell Science* 117:943-54). For additional selectable markers, see generally, Yarranton, (1992) *Curr. Opin. Biotech.* 3:506-511; Christopherson, et al., (1992) *Proc. Natl. Acad. Sci. USA* 89:6314-6318; Yao, et al., (1992) *Cell* 71:63-72; Reznikoff, (1992) *Mol. Microbiol.* 6:2419-2422; Barkley, et al., (1980) in *The Operon*, pp. 177-220; Hu, et al., (1987) *Cell* 48:555-566; Brown, et al., (1987) *Cell* 49:603-612; Figge, et al., (1988) *Cell* 52:713-722; Deuschle, et al., (1989) *Proc. Natl. Acad. Sci. USA* 86:5400-5404; Fuerst, et al., (1989) *Proc. Natl. Acad. Sci. USA* 86:2549-2553; Deuschle, et al., (1990) *Science* 248:480-483; Gossen, (1993) Ph.D. Thesis, University of Heidelberg; Reines, et al., (1993) *Proc. Natl. Acad. Sci. USA* 90:1917-1921; Labow, et al., (1990) *Mol. Cell. Biol.* 10:3343-3356; Zambretti, et al., (1992) *Proc. Natl. Acad. Sci. USA* 89:3952-3956; Baim, et al., (1991) *Proc. Natl. Acad. Sci. USA* 88:5072-5076; Wyborski, et al., (1991) *Nucleic Acids Res.* 19:4647-4653; Hillenand-Wissman, (1989) *Topics Mol. Struc. Biol.* 10:143-162; Degenkolb, et al., (1991) *Antimicrob. Agents Chemother.* 35:1591-1595; Kleinschmidt, et al., (1988) *Biochemistry* 27:1094-1104; Bonin, (1993) Ph.D. Thesis, University of Heidelberg; Gossen, et al., (1992) *Proc. Natl. Acad. Sci. USA* 89:5547-5551; Oliva, et al., (1992) *Antimicrob. Agents Chemother.* 36:913-919; Hlavka, et al., (1985) *Handbook of Experimental Pharmacology*, Vol. 78 (Springer-Verlag, Berlin); Gill, et al., (1988) *Nature* 334:721-724. Such disclosures are herein incorporated by reference. The above list of selectable



marker genes is not meant to be limiting. Any selectable marker gene can be used in the compositions and methods disclosed herein.

In some embodiments, the expression cassettes disclosed herein comprise a first polynucleotide of interest encoding a male fertility polynucleotide operably linked to a first promoter polynucleotide, stacked with a second polynucleotide of interest encoding a male-gamete-disruptive gene product operably linked to a male tissue-preferred promoter polynucleotide. In other embodiments, the expression cassettes described herein may also be stacked with a third polynucleotide of interest encoding a marker polynucleotide operably linked to a third promoter polynucleotide.

In specific embodiments, the expression cassettes disclosed herein comprise a first polynucleotide of interest encoding a wheat male fertility gene disclosed herein operably linked to a promoter, which may be a tissue-preferred or constitutive promoter, such as the cauliflower mosaic virus (CaMV) 35S promoter. The expression cassettes may further comprise a second polynucleotide of interest encoding a male-gamete-disruptive gene product operably linked to a male tissue-preferred promoter. In certain embodiments, the expression cassettes disclosed herein may further comprise a third polynucleotide of interest encoding a marker gene, such as the phosphinothricin acetyltransferase (PAT) gene from *Streptomyces viridochromagenes* operably linked to a constitutive promoter, such as the cauliflower mosaic virus (CaMV) 35S promoter.

#### IV. Plants

##### A. Plants Having Altered Levels/Activity of Male Fertility Polypeptide

Further provided are plants having altered levels and/or activities of a male fertility polypeptide and/or altered levels of male fertility. In some embodiments, the plants disclosed herein have stably incorporated into their genomes a heterologous male fertility polynucleotide, or active fragments or variants thereof, as disclosed herein. Thus, plants, plant cells, plant parts, and seeds are provided which comprise at least one heterologous male fertility polynucleotide as set forth in any one of SEQ ID NO: 1, 2, 3, 4, 5, 6, 7, 8, 9, 10, 11, 12 or 13 or any useful fragments or variants disclosed herein.

Plants are further provided comprising the expression cassettes disclosed herein comprising a male fertility polynucleotide operably linked to a promoter that is active in the plant. In some embodiments, expression of the male fertility polynucleotide modulates male fertility of the plant. In certain embodiments, expression of the male fertility polynucleotide increases male fertility of the plant. For example, plants are provided comprising an expression cassette comprising an MS45 polynucleotide as set forth in SEQ ID NO: 8, or an active fragment or variant thereof, operably linked to a promoter. Upon expression of the Ms45 polynucleotide, male fertility of the plant is increased.

In certain embodiments, expression cassettes comprising a heterologous male fertility polynucleotide as disclosed herein, or an active fragment or variant thereof, operably linked to a promoter active in a plant, are provided to a male sterile plant. Upon expression of the heterologous male fertility polynucleotide, the male fertility of the plant is restored. In specific embodiments, the plants disclosed herein comprise an expression cassette comprising a heterologous male fertility polynucleotide as disclosed herein, or an active fragment or variant thereof, operably linked to a promoter, stacked with one or more expression cassettes comprising a polynucleotide of interest operably linked to a promoter active in the plant. For example, the stacked

polynucleotide of interest can comprise a male-gamete-disruptive polynucleotide and/or a marker polynucleotide.

Plants disclosed herein may also comprise stacked expression cassettes described herein comprising at least two polynucleotides such that the at least two polynucleotides are inherited together in more than 50% of meioses, i.e., not randomly. Accordingly, when a plant or plant cell comprising stacked expression cassettes with two polynucleotides undergoes meiosis, the two polynucleotides segregate into the same progeny (daughter) cell. In this manner, stacked polynucleotides will likely be expressed together in any cell for which they are present. For example, a plant may comprise an expression cassette comprising a male fertility polynucleotide stacked with an expression cassette comprising a male-gamete-disruptive polynucleotide such that the male fertility polynucleotide and the male-gamete-disruptive polynucleotide are inherited together. Specifically, a male sterile plant could comprise an expression cassette comprising a male fertility polynucleotide disclosed herein operably linked to a constitutive promoter, stacked with an expression cassette comprising a male-gamete-disruptive polynucleotide operably linked to a male tissue-preferred promoter, such that the plant produces mature pollen grains. However, in such a plant, development of the daughter pollen cells comprising the male fertility polynucleotide will be impacted by expression of the male-gamete-disruptive polynucleotide.

##### B. Plants and Methods of Introduction

As used herein, the term plant includes plant cells, plant protoplasts, plant cell tissue cultures from which a plant can be regenerated, plant calli, plant clumps and plant cells that are intact in plants or parts of plants such as embryos, pollen, ovules, seeds, leaves, flowers, branches, fruit, kernels, ears, cobs, husks, stalks, roots, root tips, anthers, grain and the like. As used herein "grain" is intended the mature seed produced by commercial growers for purposes other than growing or reproducing the species. Progeny, variants and mutants of the regenerated plants are also included within the scope of the disclosure, provided that these parts comprise the introduced nucleic acid sequences.

The methods disclosed herein comprise introducing a polypeptide or polynucleotide into a plant cell. "Introducing" is intended to mean presenting to the plant the polynucleotide or polypeptide in such a manner that the sequence gains access to the interior of a cell. The methods disclosed herein do not depend on a particular method for introducing a sequence into the host cell, only that the polynucleotide or polypeptides gains access to the interior of at least one cell of the host. Methods for introducing polynucleotide or polypeptides into host cells (i.e., plants) are known in the art and include, but are not limited to, stable transformation methods, transient transformation methods, and virus-mediated methods. In some embodiments, a polynucleotide is introduced to a plant by sexual cross to another plant. For example, pollen comprising a polynucleotide of interest is transferred to the stigma of a receptor plant, to produce progeny comprising the polynucleotide of interest.

"Stable transformation" is intended to mean that the nucleotide construct introduced into a host (i.e., a plant) integrates into the genome of the plant and is capable of being inherited by the progeny thereof. "Transient transformation" is intended to mean that a polynucleotide is introduced into the host (i.e., a plant) and expressed temporally or a polypeptide is introduced into a host (i.e., a plant).

Transformation protocols as well as protocols for introducing polypeptides or polynucleotide sequences into plants may vary depending on the type of plant or plant cell, i.e.,

monocot or dicot, targeted for transformation. Suitable methods of introducing polypeptides and polynucleotides into plant cells include microinjection (Crossway, et al., (1986) *Biotechniques* 4:320-334), electroporation (Riggs, et al., (1986) *Proc. Natl. Acad. Sci. USA* 83:5602-5606, *Agrobacterium*-mediated transformation (Townsend, et al., U.S. Pat. No. 5,563,055; Zhao, et al., U.S. Pat. No. 5,981,840), direct gene transfer (Paszkowski, et al., (1984) *EMBO J.* 3:2717-2722), and ballistic particle acceleration (see, for example, Sanford, et al., U.S. Pat. No. 4,945,050; Tomes, et al., U.S. Pat. No. 5,879,918; Tomes, et al., U.S. Pat. No. 5,886,244; Bidney, et al., U.S. Pat. No. 5,932,782; Tomes, et al., (1995) "Direct DNA Transfer into Intact Plant Cells via Microprojectile Bombardment," in *Plant Cell, Tissue, and Organ Culture: Fundamental Methods*, ed. Gamborg and Phillips (Springer-Verlag, Berlin); McCabe, et al., (1988) *Biotechnology* 6:923-926) and *Lec1* transformation (WO 2000/28058). Also see, Weissinger, et al., (1988) *Ann. Rev. Genet.* 22:421-477; Sanford, et al., (1987) *Particulate Science and Technology* 5:27-37 (onion); Christou, et al., (1988) *Plant Physiol.* 87:671-674 (soybean); McCabe, et al., (1988) *BioTechnology* 6:923-926 (soybean); Finer and McMullen, (1991) *In Vitro Cell Dev. Biol.* 27P:175-182 (soybean); Singh, et al., (1998) *Theor. Appl. Genet.* 96:319-324 (soybean); Datta, et al., (1990) *Biotechnology* 8:736-740 (rice); Klein, et al., (1988) *Proc. Natl. Acad. Sci. USA* 85:4305-4309 (maize); Klein, et al., (1988) *Biotechnology* 6:559-563 (maize); Tomes, U.S. Pat. No. 5,240,855; Buissoning, et al., U.S. Pat. Nos. 5,322,783 and 5,324,646; Tomes, et al., (1995) "Direct DNA Transfer into Intact Plant Cells via Microprojectile Bombardment," in *Plant Cell, Tissue, and Organ Culture: Fundamental Methods*, ed. Gamborg (Springer-Verlag, Berlin) (maize); Klein, et al., (1988) *Plant Physiol.* 91:440-444 (maize); Fromm, et al., (1990) *Biotechnology* 8:833-839 (maize); Hooykaas-Van Slogteren, et al., (1984) *Nature* (London) 311:763-764; Bowen, et al., U.S. Pat. No. 5,736,369 (cereals); Bytebier, et al., (1987) *Proc. Natl. Acad. Sci. USA* 84:5345-5349 (Liliaceae); De Wet, et al., (1985) in *The Experimental Manipulation of Ovule Tissues*, ed. Chapman, et al., (Longman, N.Y.), pp. 197-209 (pollen); Kaeppler, et al., (1990) *Plant Cell Reports* 9:415-418 and Kaeppler, et al., (1992) *Theor. Appl. Genet.* 84:560-566 (whisker-mediated transformation); D'Halluin, et al., (1992) *Plant Cell* 4:1495-1505 (electroporation); Li, et al., (1993) *Plant Cell Reports* 12:250-255 and Christou and Ford, (1995) *Annals of Botany* 75:407-413 (rice); Osjoda, et al., (1996) *Nature Biotechnology* 14:745-750 (maize via *Agrobacterium tumefaciens*), all of which are herein incorporated by reference.

Wheat transformation protocols are available to one of skill in the art. See, for example, He, et al., (2010) *J. Exp. Botany* 61(6):1567-1581; Wu, et al., (2008) *Transgenic Res.* 17:425-436; Nehra, et al., (1994) *Plant J.* 5(2):285-297; Rasco-Gaunt, et al., (2001) *J. Exp. Botany* 52(357):865-874; Razzaq, et al., (2011) *African J. Biotech.* 10(5):740-750. See also, Tamás-Nyitrai, et al., (2012) *Plant Cell Culture Protocols, Methods in Molecular Biology* 877:357-384.

In specific embodiments, the male fertility polynucleotides or expression cassettes disclosed herein can be provided to a plant using a variety of transient transformation methods. Such transient transformation methods include, but are not limited to, the introduction of the male fertility polypeptide or variants and fragments thereof directly into the plant or the introduction of a male fertility transcript into the plant. Such methods include, for example, microinjection or particle bombardment. See, for example, Crossway, et al., (1986) *Mol. Gen. Genet.* 202:179-185; Nomura, et al.,

(1986) *Plant Sci.* 44:53-58; Hepler, et al., (1994) *Proc. Natl. Acad. Sci.* 91: 2176-2180 and Hush, et al., (1994) *The Journal of Cell Science* 107:775-784, all of which are herein incorporated by reference. Alternatively, the male fertility polynucleotide or expression cassettes disclosed herein can be transiently transformed into the plant using techniques known in the art. Such techniques include viral vector system and the precipitation of the polynucleotide in a manner that precludes subsequent release of the DNA. Thus, the transcription from the particle-bound DNA can occur, but the frequency with which it is released to become integrated into the genome is greatly reduced. Such methods include the use of particles coated with polyethylimine (PEI; Sigma #P3143).

In other embodiments, the male fertility polynucleotides or expression cassettes disclosed herein may be introduced into plants by contacting plants with a virus or viral nucleic acids. Generally, such methods involve incorporating a nucleotide construct of disclosed herein within a viral DNA or RNA molecule. It is recognized that a male fertility sequence disclosed herein may be initially synthesized as part of a viral polypeptide, which later may be processed by proteolysis in vivo or in vitro to produce the desired recombinant protein. Methods for introducing polynucleotides into plants and expressing a protein encoded therein, involving viral DNA or RNA molecules, are known in the art. See, for example, U.S. Pat. Nos. 5,889,191, 5,889,190, 5,866,785, 5,589,367, 5,316,931 and Porta, et al., (1996) *Molecular Biotechnology* 5:209-221, herein incorporated by reference.

Methods are known in the art for the targeted insertion of a polynucleotide at a specific location in the plant genome. In one embodiment, the insertion of the polynucleotide at a desired genomic location is achieved using a site-specific recombination system. See, for example, WO 1999/25821, WO 1999/25854, WO 1999/25840, WO 1999/25855 and WO 1999/25853, all of which are herein incorporated by reference. Briefly, the polynucleotide disclosed herein can be contained in transfer cassette flanked by two non-identical recombination sites. The transfer cassette is introduced into a plant having stably incorporated into its genome a target site which is flanked by two non-identical recombination sites that correspond to the sites of the transfer cassette. An appropriate recombinase is provided and the transfer cassette is integrated at the target site. The polynucleotide of interest is thereby integrated at a specific chromosomal position in the plant genome.

The cells that have been transformed may be grown into plants in accordance with conventional ways. These are referred to as T0 plants. See, for example, McCormick, et al., (1986) *Plant Cell Reports* 5:81-84. These plants may then be grown, and pollinated with either the same transformed strain or different strains, and the resulting progeny having desired expression of the desired phenotypic characteristic identified. Two or more generations (e.g., T1, T2, T3) may be grown to ensure that expression of the desired phenotypic characteristic is stably maintained and inherited and then seeds harvested to ensure expression of the desired phenotypic characteristic has been achieved. In this manner, the present disclosure provides transformed seed (also referred to as "transgenic seed") having a male fertility polynucleotide disclosed herein, for example, an expression cassette disclosed herein, stably incorporated into their genome. Seed comprising any expression cassette disclosed herein can be sorted based on size parameters, including but not limited to, seed length, seed width, seed density, seed color, or any combination thereof.

The male fertility polynucleotides and expression cassettes disclosed herein may be used for transformation of any plant species, including, but not limited to, monocots and dicots. Examples of plant species of interest include, but are not limited to, corn (*Zea mays*), *Brassica* sp. (e.g., *B. napus*, *B. rapa*, *B. juncea*), alfalfa (*Medicago sativa*), rice (*Oryza sativa*), rye (*Secale cereale*), sorghum (*Sorghum bicolor*, *Sorghum vulgare*), millet (e.g., pearl millet (*Pennisetum glaucum*), proso millet (*Panicum miliaceum*), foxtail millet (*Setaria italica*), finger millet (*Eleusine coracana*), sunflower (*Helianthus annuus*), safflower (*Carthamus tinctorius*), wheat (*Triticum aestivum*), soybean (*Glycine max*), tobacco (*Nicotiana tabacum*), potato (*Solanum tuberosum*), peanuts (*Arachis hypogaea*), cotton (*Gossypium barbadense*, *Gossypium hirsutum*), sweet potato (*Ipomoea batatas*), cassava (*Manihot esculenta*), coffee (*Coffea* spp.), coconut (*Cocos nucifera*), pineapple (*Ananas comosus*), citrus trees (*Citrus* spp.), cocoa (*Theobroma cacao*), tea (*Camellia sinensis*), banana (*Musa* spp.), avocado (*Persea americana*), fig (*Ficus casica*), guava (*Psidium guajava*), mango (*Mangifera indica*), olive (*Olea europaea*), papaya (*Carica papaya*), cashew (*Anacardium occidentale*), macadamia (*Macadamia integrifolia*), almond (*Prunus amygdalus*), sugar beets (*Beta vulgaris*), sugarcane (*Saccharum* spp.), oats, barley, vegetables, ornamentals, grasses and conifers.

In particular embodiments, wheat plants are used in the methods and compositions disclosed herein. As used herein, the term "wheat" refers to any species of the genus *Triticum*, including progenitors thereof, as well as progeny thereof produced by crosses with other species. Wheat includes "hexaploid wheat" which has genome organization of AABBDD, comprised of 42 chromosomes, and "tetraploid wheat" which has genome organization of AABB, comprised of 28 chromosomes. Hexaploid wheat includes *T. aestivum*, *T. spelta*, *T. mocha*, *T. compactum*, *T. sphaerococcum*, *T. vavilovii* and interspecies cross thereof. Tetraploid wheat includes *T. durum* (also referred to as durum wheat or *Triticum turgidum* ssp. durum), *T. dicoccoides*, *T. dicoccum*, *T. polonicum* and interspecies cross thereof. In addition, the term "wheat" includes possible progenitors of hexaploid or tetraploid *Triticum* sp. such as *T. uartu*, *T. monococcum* or *T. boeoticum* for the A genome, *Aegilops speltoides* for the B genome, and *T. tauschii* (also known as *Aegilops squarrosa* or *Aegilops tauschii*) for the D genome. A wheat cultivar for use in the present disclosure may belong to, but is not limited to, any of the above-listed species. Also encompassed are plants that are produced by conventional techniques using *Triticum* sp. as a parent in a sexual cross with a non-*Triticum* species, such as rye *Secale cereale*, including but not limited to Triticale. In some embodiments, the wheat plant is suitable for commercial production of grain, such as commercial varieties of hexaploid wheat or durum wheat, having suitable agronomic characteristics which are known to those skilled in the art.

Vegetables include tomatoes (*Lycopersicon esculentum*), lettuce (e.g., *Lactuca sativa*), green beans (*Phaseolus vulgaris*), lima beans (*Phaseolus limensis*), peas (*Lathyrus* spp.) and members of the genus *Cucumis* such as cucumber (*C. sativus*), cantaloupe (*C. cantalupensis*), and musk melon (*C. melo*). Ornamentals include azalea (*Rhododendron* spp.), hydrangea (*Macrophylla hydrangea*), hibiscus (*Hibiscus rosasanensis*), roses (*Rosa* spp.), tulips (*Tulipa* spp.), daffodils (*Narcissus* spp.), petunias (*Petunia hybrida*), carnation (*Dianthus caryophyllus*), poinsettia (*Euphorbia pulcherrima*) and chrysanthemum.

Conifers that may be employed in practicing the present methods and compositions include, for example, pines such as loblolly pine (*Pinus taeda*), slash pine (*Pinus elliotii*), ponderosa pine (*Pinus ponderosa*), lodgepole pine (*Pinus contorta*) and Monterey pine (*Pinus radiata*); Douglas-fir (*Pseudotsuga menziesii*); Western hemlock (*Tsuga canadensis*); Sitka spruce (*Picea glauca*); redwood (*Sequoia sempervirens*); true firs such as silver fir (*Abies amabilis*) and balsam fir (*Abies balsamea*) and cedars such as Western red cedar (*Thuja plicata*) and Alaska yellow-cedar (*Chamaecyparis nootkatensis*). In specific embodiments, plants disclosed herein are crop plants (for example, corn, alfalfa, sunflower, *Brassica*, soybean, cotton, safflower, peanut, sorghum, wheat, millet, tobacco, etc.). In other embodiments, corn and soybean plants are optimal and in yet other embodiments corn plants are optimal.

Other plants of interest include grain plants that provide seeds of interest, oil-seed plants and leguminous plants. Seeds of interest include grain seeds, such as corn, wheat, barley, rice, sorghum, rye, etc. Oil-seed plants include cotton, soybean, safflower, sunflower, *Brassica*, maize, alfalfa, palm, coconut, etc. Leguminous plants include beans and peas. Beans include guar, locust bean, fenugreek, soybean, garden beans, cowpea, mungbean, lima bean, fava bean, lentils, chickpea, etc.

Typically, an intermediate host cell will be used in the practice of the methods and compositions disclosed herein to increase the copy number of the cloning vector. With an increased copy number, the vector containing the nucleic acid of interest can be isolated in significant quantities for introduction into the desired plant cells. In one embodiment, plant promoters that do not cause expression of the polypeptide in bacteria are employed.

Prokaryotes most frequently are represented by various strains of *E. coli*; however, other microbial strains may also be used. Commonly used prokaryotic control sequences which are defined herein to include promoters for transcription initiation, optionally with an operator, along with ribosome binding sequences, include such commonly used promoters as the beta lactamase (penicillinase) and lactose (lac) promoter systems (Chang, et al., (1977) *Nature* 198:1056), the tryptophan (trp) promoter system (Goeddel, et al., (1980) *Nucleic Acids Res.* 8:4057) and the lambda derived P L promoter and N-gene ribosome binding site (Shimatake, et al., (1981) *Nature* 292:128). The inclusion of selection markers in DNA vectors transfected in *E. coli* is also useful. Examples of such markers include genes specifying resistance to ampicillin, tetracycline, or chloramphenicol.

The vector is selected to allow introduction into the appropriate host cell. Bacterial vectors are typically of plasmid or phage origin. Appropriate bacterial cells are infected with phage vector particles or transfected with naked phage vector DNA. If a plasmid vector is used, the bacterial cells are transfected with the plasmid vector DNA. Expression systems for expressing a protein disclosed herein are available using *Bacillus* sp. and *Salmonella* (Palva, et al., (1983) *Gene* 22:229-235); Mosbach, et al., (1983) *Nature* 302:543-545).

In some embodiments, the expression cassette or male fertility polynucleotides disclosed herein are maintained in a hemizygous state in a plant. Hemizygosity is a genetic condition existing when there is only one copy of a gene (or set of genes) with no allelic counterpart on the sister chromosome. In certain embodiments, the expression cassettes disclosed herein comprise a first promoter operably linked to a male fertility polynucleotide which is stacked with a male-gamete-disruptive polynucleotide operably

linked to a male tissue-preferred promoter, and such expression cassettes are introduced into a male sterile plant in a hemizygous condition. When the male fertility polynucleotide is expressed, the plant is able to successfully produce mature pollen grains because the male fertility polynucleotide restores the plant to a fertile condition. Given the hemizygous condition of the expression cassette, only certain daughter cells will inherit the expression cassette in the process of pollen grain formation. The daughter cells that inherit the expression cassette containing the male fertility polynucleotide will not develop into mature pollen grains due to the male tissue-preferred expression of the stacked encoded male-gamete-disruptive gene product. Those pollen grains that do not inherit the expression cassette will continue to develop into mature pollen grains and be functional, but will not contain the male fertility polynucleotide of the expression cassette and therefore will not transmit the male fertility polynucleotide to progeny through pollen.

#### V. Modulating the Concentration and/or Activity of Male Fertility Polypeptides

A method for modulating the concentration and/or activity of the male fertility polypeptides disclosed herein in a plant is provided. The term "influences" or "modulates", as used herein with reference to the concentration and/or activity of the male fertility polypeptides, refers to any increase or decrease in the concentration and/or activity of the male fertility polypeptides when compared to an appropriate control. In general, concentration and/or activity of a male fertility polypeptide disclosed herein is increased or decreased by at least 1%, 5%, 10%, 20%, 30%, 40%, 50%, 60%, 70%, 80% or 90% relative to a native control plant, plant part, or cell. Modulation as disclosed herein may occur during and/or subsequent to growth of the plant to the desired stage of development. In specific embodiments, the male fertility polypeptides disclosed herein are modulated in monocots, particularly wheat.

A variety of methods can be employed to assay for modulation in the concentration and/or activity of a male fertility polypeptide. For instance, the expression level of the male fertility polypeptide may be measured directly, for example, by assaying for the level of the male fertility polypeptide or RNA in the plant (i.e., Western or Northern blot), or indirectly, for example, by assaying the male fertility activity of the male fertility polypeptide in the plant. Methods for measuring the male fertility activity are described elsewhere herein. In specific embodiments, modulation of male fertility polypeptide concentration and/or activity comprises the modulation (i.e., an increase or a decrease) in the level of male fertility polypeptide in the plant. Methods to measure the level and/or activity of male fertility polypeptides are known in the art and are discussed elsewhere herein. In still other embodiments, the level and/or activity of the male fertility polypeptide is modulated in vegetative tissue, in reproductive tissue, or in both vegetative and reproductive tissue.

In one embodiment, the activity and/or concentration of the male fertility polypeptide is increased by introducing the polypeptide or the corresponding male fertility polynucleotide into the plant. Subsequently, a plant having the introduced male fertility sequence is selected using methods known to those of skill in the art such as, but not limited to, Southern blot analysis, DNA sequencing, PCR analysis or phenotypic analysis. In certain embodiments, marker polynucleotides are introduced with the male fertility polynucleotide to aid in selection of a plant having or lacking the male fertility polynucleotide disclosed herein. A plant or plant part altered or modified by the foregoing embodiments is

grown under plant forming conditions for a time sufficient to modulate the concentration and/or activity of the male fertility polypeptide in the plant. Plant forming conditions are well known in the art.

As discussed elsewhere herein, many methods are known the art for providing a polypeptide to a plant including, but not limited to, direct introduction of the polypeptide into the plant, or introducing into the plant (transiently or stably) a polynucleotide construct encoding a male fertility polypeptide. It is also recognized that the methods disclosed herein may employ a polynucleotide that is not capable of directing, in the transformed plant, the expression of a protein or an RNA. Thus, the level and/or activity of a male fertility polypeptide may be increased by altering the gene encoding the male fertility polypeptide or its promoter. See, e.g., Kmiec, U.S. Pat. No. 5,565,350; Zarling, et al., PCT/US93/03868. Therefore mutagenized plants that carry mutations in male fertility genes, where the mutations increase expression of the male fertility gene or increase the activity of the encoded male fertility polypeptide are provided.

In other embodiments, the concentration and/or activity of a male fertility polypeptide is increased by introduction into a plant of an expression cassette comprising a male fertility polynucleotide (e.g. SEQ ID NO: 8 or 10), or an active fragment or variant thereof, as disclosed elsewhere herein. The male fertility polynucleotide may be operably linked to promoter that is heterologous to the plant or native to the plant. By increasing the concentration and/or activity of a male fertility polypeptide in a plant, the male fertility of the plant is likewise increased. Thus, the male fertility of a plant can be increased by increasing the concentration and/or activity of a male fertility polypeptide. For example, male fertility can be restored to a male sterile plant by increasing the concentration and/or activity of a male fertility polypeptide.

It is also recognized that the level and/or activity of the polypeptide may be modulated by employing a polynucleotide that is not capable of directing, in a transformed plant, the expression of a protein or an RNA. For example, the polynucleotides disclosed herein may be used to design polynucleotide constructs that can be employed in methods for altering or mutating a genomic nucleotide sequence in an organism. Such polynucleotide constructs include, but are not limited to, RNA:DNA vectors, RNA:DNA mutational vectors, RNA:DNA repair vectors, mixed-duplex oligonucleotides, self-complementary RNA:DNA oligonucleotides, and recombinogenic oligonucleobases. Such nucleotide constructs and methods of use are known in the art. See, U.S. Pat. Nos. 5,565,350; 5,731,181; 5,756,325; 5,760,012; 5,795,972 and 5,871,984, all of which are herein incorporated by reference. See also, WO 1998/49350, WO 1999/07865, WO 1999/25821 and Beetham, et al., (1999) *Proc. Natl. Acad. Sci. USA* 96:8774-8778, herein incorporated by reference. It is therefore recognized that methods disclosed herein do not depend on the incorporation of the entire polynucleotide into the genome, only that the plant or cell thereof is altered as a result of the introduction of the polynucleotide into a cell.

In one embodiment, the genome may be altered following the introduction of the polynucleotide into a cell. For example, the polynucleotide, or any part thereof, may incorporate into the genome of the plant. Alterations to the genome disclosed herein include, but are not limited to, additions, deletions, and substitutions of nucleotides into the genome. While the methods disclosed herein do not depend on additions, deletions and substitutions of any particular

number of nucleotides, it is recognized that such additions, deletions or substitutions comprises at least one nucleotide.

The article “a” and “an” are used herein to refer to one or more than one (i.e., to at least one) of the grammatical object of the article. By way of example, “an element” means one or more element.

All publications and patent applications mentioned in the specification are indicative of the level of those skilled in the art to which this disclosure pertains. All publications and patent applications are herein incorporated by reference to the same extent as if each individual publication or patent application was specifically and individually indicated to be incorporated by reference.

Although the foregoing invention has been described in some detail by way of illustration and example for purposes of clarity of understanding, it will be obvious that certain changes and modifications may be practiced within the scope of the appended claims.

TABLE 1

Summary of SEQ ID NOS	
SEQ ID:	Description
1	Wheat MS45 promoter_4AL
2	Wheat MS45 promoter_4BS
3	Wheat MS45 promoter_4DL
4	Wheat MS45 promoter consensus
5	Maize MS45 promoter fragment
6	Wheat pIR
7	PHP 54693 T-DNA
8	Rice MS45 genomic region used in PHP37034
9	Maize MS45 promoter region used in PHP 37034
10	Rice MS26 cds
11	Plant-optimized DAM
12	PHP 56791 T-DNA
13	PHP 54783 T-DNA
14	Maize/wheat consensus of FIG. 2
15	Wheat PRO/pIR consensus of FIG. 3
16	Full-length consensus of FIGS. 1A and 1B

## EXPERIMENTAL

### Example 1. Identification of Wheat MS45 Regulatory Region

This example demonstrates the identification of the wheat DNA sequences that correspond to elements to control expression of wheat MS45 in planta.

The 413 amino acid sequence of *Zea mays* MS45 (Cigan, et al., (2001) *Sex Plant Reprod.* 14:135-142) was used to search the wheat genomic 454 sequences, CerealsDB, (Wilkenson, et al., (2012) *BMC Bioinformatics* 13:219) of Chinese Spring wheat to identify and assembly contigs containing wheat MS45 ortholog sequences. Three non-identical contigs were assembled of approximately 1000 nucleotides, corresponding to sequences from 4AL, 4BS and 4DL corresponding hexaploid wheat *Triticum aestivum* (SEQ ID NOS: 1, 2 and 3). Alignment of these sequences reveals high sequence identity across the three contigs from wheat (FIG. 1). Similarly, alignment of a 500 bp region containing a consensus sequence of the wheat promoters (SEQ ID NO: 4) with the 500 bp region (SEQ ID NO: 5) containing the ZmMS45 promoter region shows regions of similarity extending to nearly 73% identity across nucleotide positions 369-426 of the wheat and maize sequences, suggesting conservation of regulatory elements between wheat

and maize. Overall, 45% sequence identity is observed across the entire 500 base pair region of wheat and maize (FIG. 2).

A synthetic DNA sequence (SEQ ID NO: 6) was generated that contains 98% sequence identity to the wheat Ms45 consensus (FIG. 3). The synthetic wheat Ms45 promoter inverted repeat sequence of SEQ ID NO: 6 was used in gene suppression studies described in examples below.

### Example 2. Promoter-Inverted-Repeat Expression Affects Plant Fertility in Wheat

This example demonstrates that the fertility or fertility potential of plants can be altered by expression of promoter inverted repeat molecules (pIR) specific for the promoter of a gene that encodes a protein involved in male fertility pathway.

A promoter inverted repeat construct was generated by linking a ubiquitin promoter to inverted repeats which contained a portion of the wheat MS45 promoter (SEQ ID NO: 6), including a NOS spacer segment between the inverted repeat sequences. Nucleic acid molecules and methods for preparing the vector PHP54693 were as previously described (Cigan, et al., (2005) *Plant Journal* 43:929-940). SEQ ID NO: 7 contains the T-DNA sequence for PHP54693. PHP54693 was introduced into wheat Fielder variety by *Agrobacterium*-mediated transformation using methods known in the art and referenced elsewhere herein.

Plants were grown in the greenhouse; transgene copy-number was determined by quantitative polymerase chain reaction (QPCR). Plants were grown to maturity and male fertility phenotype was recorded. Results are shown in Table 2.

TABLE 2

Male Fertility phenotype of transgenic wheat plants containing PHP54693.			
PHP54693	TOTAL EVENTS	SINGLE OR LOW COPY	MULTI-COPY
MALE STERILE	36	20	16
MALE FERTILE	13	8	5
	49		

Suppression was sufficient to cause male-sterility in 73% of events. Both single-copy and multi-copy T-DNA insertion events were male-sterile, at approximately equal frequency, indicating that both single-copy and multi-copy insertion events are effective.

Microscopic examination of anthers from several independent PHP54693 plants revealed that these anthers lacked pollen in contrast to similarly staged anthers from untransformed Fielder plants. In addition, microspores isolated from anthers of male sterile PHP54693 plants were observed to break down after the quartet stage of development. This observation is similar to the stage at which microspores from male sterile maize ms45 mutants are observed to break down. These results demonstrate that a pIR construct directed to wheat MS45 promoter is capable of generating male sterile wheat plants.

It is noted that the pIR of PHP54693 is driven by a constitutive, heterologous promoter, i.e. ZmUBI. This demonstrates that one of skill in the art may select from among a wide range of promoters for use in the suppression construct, including any promoter which provides expres-

sion in the tissue wherein the target gene is expressed and in which suppression is desired. In certain embodiments the promoter may drive expression preferentially in one or more male reproductive tissues.

Example 3. Expression of Exogenous MS45 Gene Product Restores Fertility

This example demonstrates that male-sterile plants containing a pIR construct targeting the wheat MS45 promoter (PHP54693 T-DNA, SEQ ID NO: 7) can be restored to male fertility when also containing an exogenous MS45 gene construct.

Constructs were prepared containing an MS45 coding sequence derived from rice (SEQ ID NO: 8) operably linked to a heterologous maize Ms45 promoter (SEQ ID NO: 9). This construct was introduced into wheat Fielder variety by *Agrobacterium*-mediated transformation as described above. Regenerated transformed wheat plants were grown in the greenhouse. All regenerated PHP37034 wheat plants were male fertile.

A wheat plant containing a single-copy PHP37034 TDNA insertion (Male 1) was used as a pollen donor and crossed onto two non-identical male sterile PHP54693 plants (Female 1 and Female 2). Seed was harvested from these crosses, planted, and progeny genotyped for the presence of PHP54693 and PHP37034 TDNA insertions by PCR. Plants containing only PHP54693 or both TDNAs, PHP54693 and PHP37034, were grown to maturity and male fertility phenotype recorded.

As shown in Table 3, Group 1 and 2 wheat plants containing only PHP54693 did not contain pollen and were male sterile (No Seed). In contrast, PHP54693 plants also containing PHP37034 from both groups shed pollen and were capable of self-fertilization (Seed). Seed number per plant in PHP54693/PHP37034 progeny was similar to seed numbers obtained from untransformed Fielder variety plants.

TABLE 3

Male fertility phenotype of transgenic wheat plants containing Dominant sterility construct PHP54693 and Restorer PHP37034.						
PLANT	GROUP	Dominant Sterility Construct PHP54693	RESTORER PHP37034	FEMALE	MALE	SEED SET
1	1	+	+	1	1	SEED
2	1	+	+	1	1	SEED
3	1	+	+	1	1	SEED
4	1	+		1	1	NO SEED
5	1	+		1	1	NO SEED
6	1	+		1	1	NO SEED
1	2	+	+	2	1	SEED
2	2	+	+	2	1	SEED
3	2	+	+	2	1	SEED
4	2	+	+	2	1	NO SEED
5	2	+		2	1	NO SEED
6	2	+		2	1	NO SEED

These data provide the surprising result that in hexaploid Fielder wheat, the A, B and D genome copies of the wheat Ms45 promoter are suppressed by PHP54693, resulting in loss of Ms45 expression and male sterile wheat. These results further demonstrate that an exogenous MS45 gene construct contained in PHP37034 is capable of restoring fertility to hexaploid wheat plants containing the Dominant male sterility construct PHP54693 which suppresses the endogenous wheat MS45 gene.

Example 4. Use of Exogenous MS45 Gene Products to Restore Fertility in PHP54693 Plants

The promoter expressing the rice MS45 gene in PHP37034 can be derived from a source other than maize; for example, the rice and *Arabidopsis* homologs of the maize MS45, 5126, BS7 and MS26 genes, can be used, or any plant promoter capable of transcribing MS45 such that expression of the transcription unit renders plants male fertile, including a constitutive promoter. In certain respects, it is advantageous to use non-wheat promoters to express the fertility-restoring gene, such as the MS45 gene. For example, where promoter inverted repeats from the same species reduce target gene function such that the plant is non-viable or non-reproductive, a promoter from a different species can be used to transcriptionally express the complementing gene function (e.g., MS45), thus circumventing this potential problem. Alternatively, promoters natively associated with genes other than MS45 may be used, provided that the expression occurs at least in tissues in which complementation is desired, including male-tissue-preferred or constitutive promoters from wheat or from other species. Further, a native promoter, for example a wheat MS45 promoter, can be used to drive the fertility-restoring gene if that native promoter is sufficiently altered that it is not targeted by the pIR.

In addition, the MS45 gene in PHP37034 can be from a source other than rice, for example the maize or wheat MS45 coding region.

Taken together, the present Examples demonstrate that an endogenous polyploid plant fertility gene can be inactivated using promoter inverted repeat-mediated suppression, and that a fertile phenotype can be restored in genotypically sterile plants.

Example 5. Inbred Maintenance and Increase of LOF-pIRmf Male Sterile Plants Using a Hemizygous Maintainer

It would be advantageous to produce a pure line of male sterile plants to allow for cross pollination with a different inbred variety to produce hybrid seed. Generally, strategies that incorporate dominant sterility as a means to invoke male sterility cannot self-pollinate. This example provides such a method.

In some embodiments, when promoter inverted repeat strategies are used to silence genes involved in male fertility (Loss of Function: LOF-pIRmf), supplying an exogenous copy of the silenced gene restores male fertility. This is an example of restoration of fertility by Gain of Function (GOF-MF) (FIG. 4). As described previously, when silencing the wheat MS45 gene and restoring using an exogenous source of the suppressed fertility gene, the female inbreds are examples of LOF-pIRmf, while the male restorers are examples of GOF-MF (FIG. 5).

It would be advantageous to generate an inbred maintainer population, to increase the male sterile inbred line. To accomplish this, in one embodiment for wheat, the maize MS45 promoter expressing the rice MS45 gene (GOF-MF) is linked to the maize alpha amylase gene under control of the maize PG47 promoter and linked to a DsRed2 gene under control of the barley LTP2 promoter (see, e.g., U.S. Pat. No. 5,525,716) and also carrying a PINII terminator sequence (GOF-MF-AA-DsRED). This construct is transformed directly into wheat by *Agrobacterium*-mediated transformation. Wheat plants containing single-copy GOF-MF-AA-DsRED cassette are emasculated and stigmas are fertilized with pollen from male fertile plants containing LOF-pIRmf and GOF-MF constructs. Seeds are harvested, screening by PCR for plants or seeds containing only the GOF-MF-AA-DsRED and LOF-pIRmf TDNA insertions. These seeds are planted and plants are allowed to self-pollinate. Red fluorescing seed from these selfed plants are planted and progeny screened by QPCR for homozygous LOF-pIRmf TDNA insertions. Seed from this generation of progeny segregates at a frequency of 1:1 red and non-red fluorescing. Red-fluorescing seed is hemizygous for GOF-MF-AA-DsRED, homozygous for LOF-pIRmf, while non-fluorescing seed is homozygous for LOF-pIRmf. Progeny of the non-fluorescing seed are male sterile and can be used as female inbreds during hybrid production. The red-fluorescing seed produce progeny (hemizygous for GOF-MF-AA-DsRED; homozygous LOF-pIRmf) that can be used to maintain and propagate the male sterile inbred.

Example 6. *E. coli* DNA  
(Adenosine-N-6-)-Methyltransferase (DAM)  
Expression Affects Plant Fertility in Wheat

This example demonstrates that the fertility or fertility potential of wheat plants can be altered by expression of *E. coli* DNA (Adenosine-N-6-)-Methyltransferase (DAM) when under the control of the maize anther promoter 5126.

In maize, anther-directed expression of the *E. coli* DAM gene resulted in a high frequency of male sterile plants due to disruption of normal tapetum function (Unger, et al., (2001) *Trans Res* 10:409-422). However, it was not known whether expression of DAM in a polyploid plant would result in male sterility.

Nucleic acid molecules and methods for preparing a vector to express in wheat plants, PHP56791, are similar to those previously described (Unger, et al., (2001) *Trans Res* 10:409-422). DNA sequence of the DAM gene was modified for expression in plants (SEQ ID NO: 11). The optimized DAM gene was placed under the transcriptional control of the maize 5126 promoter (Unger, et al., (2001) *Trans Res* 10:409-422) to generate the plant transformation vector PHP56791. (SEQ ID NO: 12) PHP56791 was introduced into wheat Fielder variety by *Agrobacterium*-mediated transformation methods similar to those described or referenced elsewhere herein.

Plants were grown in the greenhouse and transgene copy-number was determined by quantitative polymerase chain reaction (QPCR). Plants were grown to maturity and male fertility phenotype was recorded. As shown in Table 4, of the 85 primary T0 wheat transformants, 73 plants were male sterile while 12 plants were male fertile. Microscopic examination of anthers from several independent PHP56791 plants revealed that these anthers lacked pollen in contrast to similarly staged anthers from untransformed Fielder plants. In addition, anthers were consistently one-third to one-half the size of fully-developed fertile anthers and did not contain microspores beyond the early vacuolate stage of development. The small size of the anthers and lack of pollen in PHP56791 male sterile plants were similar to the male sterility phenotypes observed in maize plants transformed with anther-expressed DAM gene.

These results demonstrate that the plant optimized DAM gene expressed from the maize anther promoter in PHP56791 is capable of generating male sterile wheat plants.

TABLE 4

Frequency of male sterility in plants containing PHP56791			
PHP56791	TOTAL EVENTS	SINGLE OR LOW COPY	MULTI-COPY
MALE STERILE	73	46	27
MALE FERTILE	12	8	4
	85		

Example 7. Preparation of Wheat Male Sterility Restorer Lines and Restoration of Male Fertility to PHP56791 Containing Wheat Plants

This example demonstrates that male-sterile plants containing construct PHP56791 can be restored to male fertility when also containing a promoter silencing construct.

In maize, promoter silencing constructs effectively transcriptionally silence both endogenous and transformed promoters in planta (Cigan, et al., (2005) *Plant Journal* 43:929-940). This example was designed to test whether a promoter inverted repeat designed to silence the maize anther promoter, 5126, was capable of directing similar male sterility phenotypes in wheat. In addition, if fertility was not impacted by the maize 5126 promoter inverted repeat, the experiment would determine whether this silencing cassette could suppress the anther expression of the DAM gene in PHP56791 transgenic wheat plants.

Nucleic acid molecules and methods for preparing the plant vector PHP54783 capable of suppressing the maize 5126 promoter used to express the DAM gene in PHP56791 are essentially as described for PHP20089 (Cigan, et al., (2005) *Plant Journal* 43:929-940). PHP54783 (SEQ ID NO: 13) was introduced into wheat Fielder variety by *Agrobacterium*-mediated transformation methods similar to those described or referenced elsewhere herein. Transformed plants were regenerated from tissue culture and grown in the greenhouse. Transgene copy-number was determined by quantitative polymerase chain reaction (QPCR). Plants were grown to maturity and male fertility phenotype was recorded.

All plants containing only the PHP54783 TDNA insertions were male fertile, suggesting that unlike expression of

this pIR suppression cassette in maize, the Zm5126 pIR does not result in male sterile wheat plants.

To determine whether the Zm5126 pIR silencing cassette was capable of reversing the male sterility phenotype associated with PHP56791, pollen from two non-identical single-copy PHP54783 TDNA insertions (Male 1 and Male 2) were used to fertilize three non-identical, male sterile, PHP56791 plants (Female 1, 3, 4). Seed was harvested from these crosses, planted and progeny genotyped for the presence of PHP54783 and PHP56791 TDNA insertions by PCR. Plants containing only PHP56791, or both PHP56791 and PHP54783, were grown to maturity and male fertility phenotype recorded. As shown in Table 5, Group 1 and 4 wheat plants containing only PHP56791 did not contain pollen and were male sterile (No Seed).

TABLE 5

Male Fertility phenotype of transgenic wheat plants containing Dominant sterility construct PHP56791 and Restorer PHP54783.						
PLANT	GROUP	Dominant Sterility Construct PHP56791	RESTORER PHP54783	FEMALE	MALE	SEED SET
1	1	+	+	1	1	SEED
2	1	+		1	1	NO SEED
3	1	+		1	1	NO SEED
4	1	+		1	1	NO SEED
1	3	+	+	3	1	SEED
1	4	+	+	4	2	SEED
2	4	+	+	4	2	SEED
3	4	+	+	4	2	SEED
4	4	+		4	2	NO SEED
5	4	+		4	2	NO SEED
6	4	+		4	2	NO SEED

In contrast, PHP56791 plants also containing PHP54783 from Groups 1, 3 and 4 shed pollen and were capable of self-fertilization (Seed). Seed number per plant in PHP56791/PHP54783 progeny was similar to seed numbers obtained from untransformed Fielder variety plants. These results demonstrate that the *Zea mays* 5126 promoter inverted repeat was capable of restoring fertility to wheat plants containing the Dominant male sterility construct PHP56791.

#### Example 8. Sources of Promoters and Gene Products to Confer Male Sterility and Restore Fertility in Wheat

The promoter expressing the *E. coli* DAM gene in PHP56791 can be an anther-preferred promoter such as the promoter of the maize MS45, BS7 or MS26 gene, or for example, the promoter of the rice or *Arabidopsis* homolog of the maize MS45, 5126, BS7 or MS26 gene, such that expression by this plant promoter:DAM transcription unit renders wheat plants male sterile. In certain respects, it is advantageous to use non-wheat promoters to express the DAM gene. For example, where promoter inverted repeats from the same species have the potential to reduce target promoter function such that the plant is non-viable or non-reproductive, a promoter from a different species can be used to transcriptionally express the dominant sterility gene (e.g., DAM), thus circumventing this potential problem.

In addition, the *E. coli* DAM gene in PHP56791 can be replaced by sources other than DAM, for example barnase or another gene product that renders plants male sterile as a result of reduced tapetum function or other disruption of development of male reproductive tissue.

Taken together, the present Examples demonstrate that a Dominant male sterility gene can be inactivated using pIR-mediated suppression and that a fertile phenotype can be restored in genotypically sterile plants.

#### Example 9. Inbred Maintenance and Increase of LOF-DomMS Male Sterile Plants Using a Hemizygous Maintainer

It would be advantageous to produce a pure line of male sterile plants to allow for cross pollination with a different inbred variety to produce hybrid seed. Generally, sterility strategies that include dominant approaches prevent plants from self-pollinating. This example provides such a method.

In some embodiments, dominant male sterility is accomplished by the introduction of a construct comprising a promoter driving a gene to express a gene product, such as a protein or RNA, that causes male sterile plants due to general or specific disruption of reproductive development, such as anther development, tapetum development or microspore function. In these Dominant Loss of Function (LOF-DomMS) examples, restoration of fertility could be accomplished by co-expressing an exogenous promoter inverted repeat (pIR) construct that silences the promoter (MSP) used to drive the Dominant sterility gene (MSPMS). This is an example of restoration of fertility by Gain of Function by promoter inverted repeats (GOF-pIRMSp) (FIG. 6). As described previously, disrupting normal tapetum function by Zm5126:DAM (MSPMS) is an example of the LOF-DomMS female inbred; restoration of fertility using an exogenous source of the Zm5126pIR (pIRMSp) is an example of GOF-pIRMSp (FIG. 7).

It would be advantageous to generate an inbred maintainer population which could be used to increase the male sterile inbred line containing MSPMS. To accomplish this, the GOF-pIRMSp is linked to the maize alpha amylase gene under control of the PG47 promoter and linked to a DsRed2 gene under control of the barley LTP2 promoter (see, e.g., U.S. Pat. No. 5,525,716) and also carrying a PINII terminator sequence (GOF-pIRMSp-AA-DsRED). This construct is transformed directly into wheat by *Agrobacterium*-mediated transformation. Wheat plants containing single-copy GOF-pIRMSp-AA-DsRED cassette are emasculated and stigmas are fertilized with pollen from male fertile plants containing MSPMS/GOF-pIRMSp. Seeds are harvested, screening by PCR for plants or seeds containing only the GOF-pIRMSp-AA-DsRED and MSPMS TDNA insertions.



Plants are allowed to self-pollinate. Red fluorescing seed from these selfed plants are planted and progeny screened by QPCR for homozygous MSpMS TDNA insertions. Seed from this generation of progeny will segregate at a frequency of 1:1 red and non-red fluorescing. Red fluorescing seed is hemizygous for GOF-pIRMSp-AA-DsRED and homozygous for MSpMS; while non-fluorescing seed is homozygous for MSpMS. Progeny of the non-fluorescing seed are male sterile and can be used as female inbreds during hybrid production. The red fluorescing seed produce progeny (hemizygous for GOF-pIRMSp-AA-DsRED; homozygous for MSpMS) that would be used to propagate the male sterile inbred. In the example above, the MSpMS could be Zm5126DAM, while GOF-pIRMSp would correspond to Zm5126pIR.

#### Example 10. Embodiments

1. A breeding pair of plants, comprising: a first plant and a second plant, wherein the first plant comprises an exogenous nucleic acid molecule that when expressed suppresses the first plant's GOF-MF gene (gain of function male fertility gene) or the first plant's promoter driving the GOF-MF gene so that the first plant is male sterile, and (b) a second plant, wherein the second plant expresses a GOF-MF (gain of function male fertility) gene so that the second plant is male-fertile and wherein the GOF-MF gene in the second plant is able to restore male fertility when the second plant is crossed with the first plant and the resulting progeny are male fertile.
2. The pair of plants of embodiment 1, wherein the GOF-MF gene is endogenous or exogenous to the second plant.
3. The pair of plants of embodiment 1, wherein the GOF-MF gene is a MS45, MS26, or MS22 fertility gene.
4. The pair of plants of embodiment 1, wherein the GOF-MF gene is from a monocot or dicot.
5. The pair of plants of embodiment 1, wherein the GOF-MF gene is from wheat, maize, rice, sorghum, barley, rye, *Arabidopsis*, soybean or sunflower.
6. The pair of plants of embodiment 1, wherein the exogenous nucleic acid molecule encodes a protein or is an RNAi, microRNA, an antisense or hairpin molecule element.
7. The pair of plants of embodiment 6, wherein in the first plant the hairpin molecule suppresses expression of the GOF-MF gene selected from the group consisting of: wheat, maize, rice, sorghum, barley, rye, *Arabidopsis*, soybean or sunflower MS45, MS26 or MS22 gene.
8. The pair of plants of embodiment 1, wherein the exogenous nucleic acid molecule is operably linked to a promoter.
9. The pair of plants of embodiment 8, wherein the promoter is an inducible promoter, a constitutive promoter, a tissue preferred promoter, a temporally regulated promoter or an element thereof.
10. The pair of plants of embodiment 8, wherein the promoter is a ubiquitin promoter.
11. The pair of plants of embodiment 8, wherein the promoter is a male reproductive tissue-preferred promoter.
12. The pair of plants of embodiment 1, wherein the GOF-MF gene (gain of function male fertility gene) in plant 2 comprises a suppression element capable of suppressing expression of the exogenous nucleic acid molecule suppressing the GOF-MF gene or promoter driving the GOF-MF gene in the first plant so that when plant 1 and plant 2 are crossed the resulting progeny are male-fertile.

13. The pair of plants of embodiment 12, wherein the suppression element in the second plant encodes a protein or is an RNAi, microRNA, an antisense or hairpin molecule element that silences the promoter driving the exogenous nucleic acid or the exogenous nucleic acid nucleic acid, thereby restoring fertility to the resulting progeny.
14. The pair of plants of embodiment 12, wherein the suppression element in the second plant is a hairpin that targets the promoter driving the expression of the exogenous nucleic acid molecule, such that the resulting progeny is male-fertile.
15. The pair of plants of embodiment 1, wherein the GOF-MF gene in the second plant is a GOF-MF gene that is the same as the GOF-MF gene being suppressed in the first plant.
16. The pair of plants of embodiment 1, wherein the sequence encoding the GOF-MF gene in the second plant is a GOF-MF gene that is suppressed in the first plant, is different than the GOF-MF gene in the first plant but is capable of restoring fertility to progeny resulting from crossing plant 1 with plant 2.
17. A method of restoring male fertility in a plant exhibiting male sterility, comprising crossing the breeding pair of plants of embodiment 1.
18. A method of restoring male fertility in a plant exhibiting male sterility, comprising crossing the breeding pair of plants of embodiment 6.
19. A plant produced by the method of embodiments 17 or 18, wherein said plant comprises an exogenous nucleic acid molecule that when expressed, suppresses the plant's GOF-MF gene (gain of function male fertility gene) or the plant's promoter driving the GOF-MF gene and a second plant, wherein the second plant expresses a GOF-MF (gain of function male fertility) gene so that the plant is male-fertile.
20. Cells of the plant of embodiment 19.
21. Seed or progeny of the plant of embodiment 19.
22. Seed or progeny of the plant of embodiment 19 comprising the GOF-MF gene and the exogenous nucleic acid construct.
23. A method of generating a male-fertile plant, comprising crossing the breeding pair of any of the embodiments of 1-16.
24. A plant produced by the method of embodiment 23.
25. A cell of the plant of embodiment 24.
26. Seed or progeny of the plant of embodiment 24.
27. A method of increasing male sterile seeds comprising:
  - (a) emasculating a first plant that is hemizygous for the GOF-MF (gain of function male fertility) gene and wherein the GOF-MF (gain of function male fertility) gene is operably linked to a gene that disrupts the function and/or development of male-reproductive tissue and a marker gene;
  - (b) pollinating the first plant with pollen from a second plant, wherein the plant is male fertile and comprising an exogenous nucleic acid construct that targets the second plant's GOF-MF gene, and wherein the second plant comprises a GOF-MF gene (gain of function male fertility gene) that maintains fertility in the second plant;
  - (c) harvesting seeds;
  - (d) selecting seeds comprising the GOF-MF (gain of function male fertility) gene operably linked to the gene that disrupts the function and/or development of male-reproductive tissue and the marker gene and the exog-

- enous nucleic acid construct that targets the second plant's GOF-MF gene or promoter;
- (e) planting the seeds from step (d);
- (f) allowing the plants grown from the seeds of step (d) to self-pollinate;
- (g) harvesting seeds from the resulting progeny of step (f);
- (h) selecting the seeds harvested in step (g) for seeds that express the marker, wherein the seeds that express the marker are hemizygous for the GOF-MF gene linked to the gene that disrupts the function and/or development of male-reproductive tissue and the marker gene and homozygous for the exogenous nucleic acid;
- (i) planting the seeds from step (h);
- (j) allowing the plants grown from the seeds of step (i) to self-pollinate;
- (k) harvesting seeds from the resulting progeny of step (j);
- (l) selecting seeds harvested in step (k) for seeds that are homozygous for the exogenous nucleic acid construct that targets the plant's GOF-MF gene and do not contain the marker gene.
28. A method of increasing male-sterile plants comprising:
- a. pollinating plants grown from the seeds of step (l) of embodiment 27 with pollen from the plant comprising the GOF-MF (gain of function male fertility) gene operably linked to the gene that disrupts the function and/or development of male-reproductive tissue and the marker gene and the exogenous nucleic acid construct that targets the second plant's GOF-gene; and
  - b. harvesting the seeds from the resulting progeny of step (a) wherein the seeds that homozygous for the exogenous nucleic acid suppression molecule are male-sterile and do not contain the marker gene.
29. The method of embodiment 28, wherein the gene that disrupts the function and/or development of male-reproductive tissue is alpha amylase or barnase.
30. The method of embodiment 28, wherein the marker gene is a selectable or scorable marker.
31. A method of producing male-sterile female plants, the method comprising:
- a. planting the seeds from step (l) from the embodiment of claim 27; and
  - b. allowing the seeds to grow into plants, wherein the resulting plants are homozygous for the exogenous nucleic acid construct and male-sterile.
32. A method of producing hybrid plant seed, comprising: pollinating plants homozygous for the nucleic acid molecule that suppresses the GOF-MF gene or the promoter driving the GOF-MF gene with a male fertile plant.
33. A method of producing hybrid plant seed, comprising: pollinating the male-sterile female plants of embodiment 31 with a male fertile plant.
34. Hybrid seed produced by the method of embodiments 32 or 33.
35. A method of obtaining a hybrid plant, comprising growing the hybrid seed of embodiment 34.
36. A hybrid plant produced by the method of embodiment 35.
37. A breeding pair of plants, comprising: a first transgenic plant and a second transgenic plant, wherein the first transgenic plant is homozygous for an expressible exogenous nucleic acid molecule that when expressed suppresses the first plant's GOF-MF gene or the promoter driving the first plant's GOF-MF gene so that the plant is male-sterile; and wherein the second transgenic plant is hemizygous for the GOF-MF gene operably linked to a gene that disrupts the function and/or development of

- male-reproductive tissue and operably linked to a marker and homozygous for an exogenous nucleic acid construct that targets the second plant's GOF-MF gene, that maintains fertility in the second plant.
38. The pair of plants of embodiment 37 wherein the sequence encoding the GOF-MF gene in the second plant is a homolog of the GOF-MF gene that is suppressed in the first plant.
39. The pair of plants of embodiment 36, wherein the GOF-MF gene is from a monocot or dicot.
40. The pair of plants of embodiment 36, wherein the restorer gene is from wheat, maize, rice, sorghum, barley, rye, soybean, *Arabidopsis* or sunflower.
41. The pair of plants of embodiment 36 wherein the sequence encoding the GOF-MF gene in the second plant is operably linked to a promoter.
42. The pair of plants of embodiment 41, wherein the promoter driving the GOF-MF gene is from a different species than the species of the promoter driving expression of the GOF-MF gene.
43. The pair of plants of embodiment 41, wherein the promoter in the second plant is a MS45, MS26, 5126, BS7 or MS22 gene promoter.
44. The embodiments of 1-43, wherein the pair of plants are polyploid.
45. The embodiments of 1-44, wherein the pair of plants are hexaploid.
46. A method of maintaining a male-sterile plant comprising:
- a. crossing the pair of plants in embodiments 37-45.

#### Example 11. Embodiments-LOF

1. A breeding pair of plants, comprising: a first plant and a second plant, wherein the first plant expresses a dominant male sterility gene so that the first plant is male-sterile, and (b) a second plant, wherein the second plant comprises an expressible exogenous nucleic acid molecule comprising a polynucleotide that when expressed suppresses the expression of the dominant male sterility gene or the promoter operably linked to the dominant male sterility gene of the first plant.
2. The pair of plants of embodiment 1, wherein expression of the dominant male sterility gene is DAM, streptavidin, MS44 mutant, or barnase.
3. The pair of plants of embodiment 1, wherein expression of the dominant male sterility gene is plant codon optimized.
4. The pair of plants of embodiment 1, wherein, in the first plant, the dominant male sterility gene is operably linked to a promoter.
5. The pair of plants of embodiment 4, wherein the promoter is an inducible promoter, a constitutive promoter, a tissue preferred promoter, a temporally regulated promoter or an element thereof.
6. The pair of plants of embodiment 4 wherein the promoter is an anther-specific promoter.
7. The pair of plants of embodiment 4, wherein the anther-specific promoter is MS45, MS26, MS22, or 5126 gene promoter.
8. The pair of plants of embodiment 4 wherein the promoter is a tassel-preferred promoter.
9. The pair of plants of embodiment 1, wherein the exogenous nucleic acid molecule in the second plant encodes a protein or is an RNAi, an antisense or hairpin suppression element.

## 35

10. The pair of plants of embodiment 1, wherein the polynucleotide in the second plant that suppresses the expression of the exogenous nucleic acid molecule in the first plant is operably linked to a promoter.
11. The pair of plants of embodiment 10, wherein the promoter is an inducible promoter, a constitutive promoter, a tissue preferred promoter, a temporally regulated promoter or an element thereof.
12. The pair of plants of embodiment 10, wherein the promoter is an anther-specific promoter.
13. The pair of plants of embodiment 10, wherein the promoter is an anther-specific promoter is the MS45, MS26, MS22, or 5126 gene promoter.
14. The pair of plants of embodiment 10, wherein the promoter is a tassel-preferred promoter
15. The pair of plants of embodiment 1, wherein the first and second plants are polyploid.
16. The pair of plants of embodiment 1, wherein the first and second plants are monocots or dicots.
17. The pair of plants of embodiment 1, wherein the first and second plants are wheat, maize, rice, sorghum, barley, rye, *Arabidopsis*, soybean or sunflower.
18. A method of restoring male fertility in a plant exhibiting male sterility, comprising crossing the breeding pair of plants of embodiments 1-17.
19. A plant produced by the method of embodiment 18, wherein said plant is male-fertile and is hemizygous for the dominant male sterility gene and the exogenous nucleic acid molecule.
20. Cells of the plant of embodiment 19.
21. Seed or progeny of the plant of embodiment 19.
22. A method of increasing male-sterile female seeds comprising:
  - (a) emasculating a first plant, wherein the first plant is hemizygous for an expressible exogenous nucleic acid comprising a polynucleotide that when expressed suppresses the expression of a dominant male sterility gene or a promoter operably linked to the dominant male sterility gene so that the first plant is a male-sterile female plant, and wherein the expressible exogenous nucleic acid is operably linked to a gene that disrupts the function and/or development of male-reproductive tissue and a marker gene;
  - (b) pollinating the first plant with pollen from male-fertile plants hemizygous for the expressible exogenous nucleic acid molecule comprising the polynucleotide that when expressed, suppresses the expression of the dominant male sterility gene in plant 1 or the promoter operably linked to the dominant male sterility gene in plant 1 and hemizygous for a dominant sterility gene;
  - (c) harvesting seeds;
  - (d) selecting seeds that are hemizygous for the expressible exogenous nucleic acid linked to the gene that disrupts the function and/or development of male-reproductive tissue and the marker gene and hemizygous for the dominant male sterility gene;
  - (e) planting the seeds from step (d);
  - (f) allowing the plants grown from the seeds of step (d) to self-pollinate; and
  - (g) harvesting seeds from step (f);
  - (h) selecting seeds that are hemizygous for the expressible exogenous nucleic acid linked to the gene that disrupts the function and/or development of male-reproductive tissue and the marker gene and homozygous for the dominant sterility gene;
  - (i) planting the seeds from step (h);

## 36

- (j) allowing the plants grown from the seeds of step (h) to self-pollinate; and
- (k) harvesting seeds from the plants in step (j); and
- (l) selecting seeds that are homozygous for the dominant sterility gene;
23. A method of producing male-sterile female plants, the method comprising:
  - a. planting the seeds from step (l) of embodiment 22; and
  - b. allowing the seeds to grow into plants, wherein the resulting plants are homozygous for the dominant sterility gene.
24. A method of producing hybrid plant seed, comprising: pollinating the male-sterile female plants homozygous for the dominant sterility gene of embodiment 23 with a male-fertile inbred plant.
25. The method of embodiment 23, wherein the dominant male sterility gene is DAM, streptavidin, MS44 mutant or barnase.
26. The method of embodiment 23, wherein expression of the dominant male sterility gene is plant codon optimized.
27. The method of embodiment 23, wherein the dominant male sterility gene is operably linked to a promoter.
28. The method of embodiment 27, wherein the promoter is an inducible promoter, a constitutive promoter, a tissue preferred promoter, a temporally regulated promoter or an element thereof.
29. The method of embodiment 27, wherein the promoter is an anther-specific promoter.
30. The method of embodiment 29, wherein the anther-specific promoter is MS45, MS26, MS22, or 5126 gene promoter.
31. The method of embodiment 29, wherein the promoter is a tassel-preferred promoter.
32. The method of embodiment 23, wherein the plants are polyploid.
33. The method of embodiment 23, wherein the plants are monocots or dicots.
34. The method of embodiment 23, wherein the plants are wheat, corn, maize, rice, sorghum, barley, rye, soybean, *Arabidopsis* or sunflower.
35. Hybrid seed produced by the method of embodiments 24-34.
36. A method of obtaining a hybrid plant, comprising growing the hybrid seed of embodiment 35.
37. The method of embodiment 22, wherein the gene that disrupts the function and/or development of male-reproductive tissue gene is alpha amylase or barnase.
38. The method of embodiment 22, wherein the marker gene is a selectable or scorable marker.
39. A hybrid plant produced by the method of embodiment 36.
40. A method of propagating a male-sterile plant comprising:
  - a. crossing a first plant that is hemizygous for an expressible exogenous nucleic acid comprising a polynucleotide that when expressed suppresses the expression of a dominant male sterility gene or a promoter operably linked to the dominant male sterility gene so that the first plant is a male-sterile female plant, and wherein the expressible exogenous nucleic acid is operably linked to a gene that disrupts the function and/or development of male-reproductive tissue and a marker gene with a plant from the embodiment of 23.
41. A male-sterile female plant produced by the method of embodiment 40.

## SEQUENCE LISTING

<160> NUMBER OF SEQ ID NOS: 18

<210> SEQ ID NO 1

<211> LENGTH: 916

<212> TYPE: DNA

<213> ORGANISM: Triticum aestivum

<400> SEQUENCE: 1

```

ctataaaaat aagcaccggg gcttgagaaa aatccggttt atttttgtaa gcacctctcc      60
taagcacctt gcattgtaca aggtcttggg gaaataaacc aggccttctt taagtatccg      120
tgcttattta tacaggacag acgcttaatt agacgtttct cctgtagaaa taggcacaaa      180
tgcttcaaaa aaatccgatt tgtttttata agcacctagc attgtacgag gccttacgta      240
tttgttgggt gcttaaaaag gaagagaaaag aaagaaagaa agcgatctag aaatttaaac      300
actgaaggga cccatgtcgt caccctaggg ccttcgaaa cgtaggaccg accctacacg      360
caccgcatta cgccaattat ctctccctct aatcccctta taattacctc tataacatct      420
gtcaataact aaatcattat cacgaatgat accgaattct tgactgctcc cttgctcttc      480
tgcttctttc tcctccaaag tttgctcttc tctccctgat cctgatctcc accagatcag      540
gtcatgcatg ataattggct cggtatatcc tectggatca ctttatgctt gctttttttg      600
agaatccaact ttatgcttgt tgacctgtac atcttgcac actatccaag caacgaaggc      660
atgcaaatcc caaattccaa aagcgccata tccccttagc tgttctgaac cgaatacac      720
ctactcccaa acgatcacac cgaccatgc aacctccgtg cgtgccggga taatattgtc      780
acgctagctg actcatgcaa ctcccgtgca tgtcggata tattttcggg gcaaaccat      840
taagaattta agatcacatt gcccgcgctt ttttcgctcg catgcaaact agagccactg      900
ccctctacct ccatgg                                     916

```

<210> SEQ ID NO 2

<211> LENGTH: 939

<212> TYPE: DNA

<213> ORGANISM: Triticum aestivum

<400> SEQUENCE: 2

```

aagcatcggg gcttatttat acatggcaga cgcttaatag acgctctcct gtaaaaaata      60
gcaccctgac tttagaaaaa tccggtttat ttttgtaagc acctctccta agcaccttgc      120
attgtacaag gccttgagaga aataaagcag gctttcttta agtatcggtg cttatttgta      180
caggtcagac gcttaattag gcgtctctcc tgtagaaata ggcaccgatg acttcaaaaa      240
aaaaaccgct ctattttttc taagcacata acattgtaca agaccttaag cttttgtcgg      300
gtgcttaaaa gaaagaaaaa gaaagaaaga atgcgatctg aaaatttaaa cactgaaggg      360
acccatgctg tcgccctagg gccttcctaa acgtaggacc gacctgcat gcaccgatt      420
acgccaatta tctctccctc taatcttctt acaattatct ccataacaac tgctaataac      480
taaatcatta tcacgaatga ggctgaattc ttgacttctc ccttgcctct ctgcttcttt      540
ctcctccaaa gtttgcctct ctctccctgt atactgatcc tcaccagatc aggtcatgca      600
tgaaaattgg ctccggtatcc tectggatca ctttatgctt gttgacctgt acatcttgca      660
tcactatcca agcaacgaag gcgatgcaagt cccaaattcc aaaagcgcca tatcccctta      720
gctgttctga accgaaatac acctactccc aaacgatcac accgacctat gcaacctccg      780
tgcgtgtcgg gataatcttg tgacgctagc tgactcatgc aactcccgtg cgtgtcggaa      840
tatattttog gagcaaatcc attaagaatt taagatcaca ttgcccgcgc ttttttctgt      900

```

-continued

---

 ctgcatgcaa aacagagcca ctgcccctca cctccatgg 939

<210> SEQ ID NO 3  
 <211> LENGTH: 994  
 <212> TYPE: DNA  
 <213> ORGANISM: Triticum aestivum  
 <220> FEATURE:  
 <221> NAME/KEY: misc\_feature  
 <222> LOCATION: (784)..(784)  
 <223> OTHER INFORMATION: n is a, c, g, or t

<400> SEQUENCE: 3

aaccatactt ttcttaagca tcggtgctta tttatacatg gcagacgctt aattagacgc 60  
 ctctcctgta aaaataagca cccgtgcttt agaaaaatcc ggtttatttt tgtaagcacc 120  
 tctcctaagc accttgcatg gtacaaggcc ttggagaaat aaagcaggct ttctttaagt 180  
 atcggtgctt atttgtacag gtcagacgct taattaggcg tctctcctgt agaaataggc 240  
 accgatgctt caaaaaaaaa cccgctctat ttttctaagc acataacatt gtacaagacc 300  
 ttaagcattt gtcgggtgct taaaagaaag aaaaagaaag aaagaatgcg atctgaaat 360  
 ttaaacactg aagggaccca tgcgtgccc ctagggcctt cctaaacgta ggaccgaccc 420  
 tgcattgacc gcattacgcc aattatctct cctctaatc ttcttacaat tatctccata 480  
 acaactgcta ataactaat cattatcacg aatgaggctg aattcttgac ttctcccttg 540  
 ctctctctgt tctttctct ccaaagtctt ctctctctc cctgtatact gatcctcacc 600  
 agatcaggtc atgcatgaaa attggctcgg taccctcctg gatcacttta tgcttgttga 660  
 cctgtacatc ttgcatcact atccaagcaa cgaaggcatg caagtcccaa attccaaaag 720  
 cgccatatcc ccttagctgt tctgaaccga aatacaccta ctcccaaacg atcacacctc 780  
 gccngaaccg aaatacacct actcccaaac gatcacaccg acccatgcaa cctccgtgcg 840  
 tgcggggata atcttgtgac gctagctgac tcatgcaact cccgtgctg tgggaatata 900  
 ttttcggagc aaatccatta agaatttaag atcacattgc ccgctcttt ttctgtctgca 960  
 tgcaaaacag agccactgcc ctctacctcc atgg 994

<210> SEQ ID NO 4  
 <211> LENGTH: 500  
 <212> TYPE: DNA  
 <213> ORGANISM: Triticum aestivum  
 <220> FEATURE:  
 <221> NAME/KEY: misc\_feature  
 <222> LOCATION: (181)..(182)  
 <223> OTHER INFORMATION: n is a, c, g, or t  
 <220> FEATURE:  
 <221> NAME/KEY: misc\_feature  
 <222> LOCATION: (458)..(458)  
 <223> OTHER INFORMATION: n is a, c, g, or t

<400> SEQUENCE: 4

tctaactctt ttacaattat ctccataaca actgctaata actaaatcat tatcacgaat 60  
 gaggtggaat tcttgacttc tcccttgctc ttctgcttct ttctctcca aagtttgctc 120  
 ttctctcctt gtatactgat cctcaccaga tcaggctcatg catgaaaatt ggctcgggat 180  
 nncctcctgg atcactttat gcttgacctg tacatcttgc atcactatcc aagcaacgaa 240  
 ggcatgcaag tcccaaattc caaaagcgcc atatcccctt agctgttctg aaccgaaata 300  
 cacctactcc caaacgatca caccgacca tgcaacctcc gtgcgtgctg ggataatctt 360  
 gtgacgctag ctgactcatg caactccctg gcgtgtcgga atatattttc ggagcaaatc 420

-continued

---

```
cattaagaat ttaagatcac attgccgcg cttttttncg tctgcatgca aaacagagcc 480
actgccctct acctocatgg 500
```

```
<210> SEQ ID NO 5
<211> LENGTH: 500
<212> TYPE: DNA
<213> ORGANISM: Zea mays
```

```
<400> SEQUENCE: 5
```

```
tagagttgcc agactagccc tagaatgttt tcccaataaa ttacaatcac tgtgtataat 60
tatttgcca gcccataaa ttatttaaac cgaaactgaa atcgagcgaa accaaatctg 120
agctatttct ctagattagt aaaaaggag agagagagga agaaatcagt ttaagtcat 180
tgtccctgag atgtgcggtt tggcaacgat agccaccgta atcatagctc ataggtgcct 240
acgtcagggt cggcagctct cgtgtcatct cacatggcat actacatgct tgttcaaccg 300
ttcgtcttgt tccatcgtec aagccttgcc tattctgaac caagaggata cctactceca 360
aacaatccat cttactcatg caacttccat gcaaacacgc acatagtgtt cctgaaccaa 420
tccattaaag atcacaacag ctagcgttct cccgctagct tccctctctc ctctgccgat 480
cttttctgtc caccaccatg 500
```

```
<210> SEQ ID NO 6
<211> LENGTH: 442
<212> TYPE: DNA
<213> ORGANISM: Triticum aestivum
```

```
<400> SEQUENCE: 6
```

```
ctctaattct cttacaatta tctccataac aactgctaata aactaaatca ttatcacgaa 60
tgaggctaata tcttgacttc tcccttgtct ttctgttctt ttctctcca aagtttgtct 120
ttctctccct gtatactgat cctcaccaga tcaggctcatg catgaaaatt ggctcgggat 180
cctcctggat cactttatgc ttgttgacct gtacatcttg catcactatc caagcaacga 240
aggcatgcaa gtcccaaatt ccaaaaagcgc catatcccct tagctgttct gaaccgaaat 300
acacctactc ccaaacgatc acaccgacc atgcaacctc cgtgcgtgtc gggataatct 360
tgtgacgcta gctgactcat gcaactcccg tgcattgtgg aatatatctt cggagcaaat 420
ccattaagaa ttaagatca ca 442
```

```
<210> SEQ ID NO 7
<211> LENGTH: 5804
<212> TYPE: DNA
<213> ORGANISM: Artificial
<220> FEATURE:
<223> OTHER INFORMATION: PHP54693_T-DNA
```

```
<400> SEQUENCE: 7
```

```
aagcttctct aatcttctta caattatctc cataaacaact gctaataact aaatcattat 60
cacgaatgag gctaattctt gacttctccc ttgctcttct gcttcttctt cctccaaagt 120
ttgctcttct ctccctgtat actgatctc accagatcag gtcattgatg aaaattggct 180
cggatctctc ctggatcact ttaagtctgt tgacctgtac atcttgcac actatccaag 240
caacgaaggc atgcaagtcc caaattccaa aagcgccata tccccttagc tgttctgaac 300
cgaaatacac ctactcccaa acgatcacac cgaccatgc aacctccgtg cgtgtcggga 360
taatcttctg acgctagctg actcatgcaa ctcccgtgca tgcggaata tattttcgga 420
gcaaatccat taagaattta agatcacaga attcctgcag cccaaactga aggggggaaa 480
```

-continued

---

cgacaatctg atcatgagcg gagaattaag ggagtcacgt tatgaccccc gccgatgacg	540
cgggacaagc cgttttacgt ttggaactga cagaaccgca acgattgaag gagccactca	600
gccgcggggt tctggagttt aatgagctaa gcacatacgt cagaaacat tattgcgcgt	660
tcaaaagtgc cctaaggta ctatcagcta gcaaatattt cttgtcaaaa atgctccact	720
gacgttccat aaattccoct cggatccaa ttagagtctc atattacca tgggtgatc	780
ttaaattctt aatggatttg ctccgaaaat atattccgac atgcacggga gttgcatgag	840
tcagctagcg tcacaagatt atcccacac gcacggaggt tgcacgggtc ggtgatgacg	900
tttgggagta ggtgtatttc ggttcagaac agctaagggg atatggcgct tttggaattt	960
gggacttgca tgccttcggt gcttgatag tgatgcaaga tgtacaggtc aacaagcata	1020
aagtgatcca ggagataacc gagccaattt tcatgcatga cctgatctgg tgaggatcag	1080
tatacagga gagaagagca aactttggag gagaaagaag cagaagagca agggagaagt	1140
caagaattag cctcattcgt gataatgatt tagttattag cagttgttat ggagataatt	1200
gtaagaagat tagaggcggc cgcgggtcta gaccatggtg gatcctctag agtcgacctg	1260
cagaagtaac accaaacaac aggggtgagca tcgacaaaag aaacagtacc aagcaataa	1320
atagcgtatg aaggcagggc taaaaaaatc cacatatagc tgctgcatat gccatcatcc	1380
aagtatatca agatcaaaat aattataaaa catacttggt tattataata gataggtact	1440
caaggttaga gcatatgaat agatgctgca tatgccatca tgtatatgca tcagtaaaac	1500
ccacatcaac atgtatacct atcctagatc gatatttcca tccatcttaa actcgttaact	1560
atgaagatgt atgacacaca catacagttc caaaattaat aaatacacca ggtagtttga	1620
aacagtattc tactccgatc tagaacgaat gaacgaccgc ccaaccacac cacatcatca	1680
caaccaagcg aacaaaaagc atctctgtat atgcatcagt aaaaccgca tcaacatgta	1740
tacctatcct agatcgatat ttccatccat catcttcaat tcgtaactat gaatatgta	1800
ggcacacaca tacagatcca aaattaataa atcccaccag tagtttgaaa cagaattcta	1860
ctccgatcta gaacgaccgc ccaaccagac cacatcatca caaccaagac aaaaaaagc	1920
atgaaaagat gacccgacaa acaagtgcac ggcatatatt gaaataaagg aaaagggcaa	1980
accaaaccct atgcaacgaa acaaaaaaaaa tcatgaaatc gatcccgtct gcggaacggc	2040
tagagccatc ccaggattcc ccaagagaaa acaactggcaa gttagcaatc agaacgtgtc	2100
tgacgtacag gtcgcatccg tgtacgaacg ctagcagcac ggatctaaca caaacacgga	2160
tctaacacaa acatgaacag aagtagaact accgggcctt aacctaggac cggaacgccg	2220
atctagagaa ggtagagagg gggggggggg gaggacgagc ggcgtaacct gaagcggagg	2280
tgccgacggg tggatttggg ggagatctgg ttgtgtgtgt gtgcgctccg aacaacacga	2340
ggttggggaa agaggggtgt gagggggtgt ctatttatta cggcgggcca ggaagggaaa	2400
gcgaaggagc ggtgggaaag gaatccccg tagctgccgt gccgtgagag gaggaggagg	2460
ccgctgcg tgcggctca cgtctgccgc tccgccacgc aatttctgga tgcgacagc	2520
ggagcaagtc caacgggtgga gcggaactct cgagaggggt ccagaggcag cgacagagat	2580
gccgtgccgt ctgcttcgct tggcccagc cgacgctgct ggttcgctgg ttggtgtccg	2640
ttagactcgt cgatcgacgg cgtttaacag gctggcatta tctactcgaa acaagaaaaa	2700
tgtttcctta gtttttttaa tttcttaaag ggtatttgtt taatttttag tcaactttatt	2760
ttattctatt ttatatctaa attattaaat aaaaaaacta aaatagagtt ttagttttct	2820

-continued

---

taatttagag gctaaaatag aataaaatag atgtactaaa aaaattagtc tataaaaacc	2880
attaacccta aaccctaat ggatgtacta ataaaatgga tgaagtatta tataggtgaa	2940
gctatttgca aaaaaaagg agaacacatg cacactaaaa agataaaact gtagagtcct	3000
gttgtcaaaa tactcaattg tcctttagac catgtctaac tgttcattta tatgattctc	3060
taaaacactg atattattgt agtactatag attatattat tcgtagagta aagttttaat	3120
atatgtataa agatagataa actgcacttc aaacaagtg gacaaaaaa atatgtggta	3180
atTTTTata acttagacat gcaatgctca ttatctctag agaggggcac gaccgggtca	3240
cgctgcactg caggcatgca agcttgatat cgaattccca tggagtcaaa gattcaata	3300
gaggacctaa cagaactgc cgtaaagact ggccaacagt tcatcacagag tctcttacga	3360
ctcaatgaca agaagaaaat ctctgcaac atggtggagc acgacacgct tgtctactcc	3420
aaaaatatca aagatacagt ctcaagaagc caaagggcaa ttgagacttt tcaacaaagg	3480
gtaatatccg gaaacctcct cggattccat tgcccageta tctgtcactt tattgtgaag	3540
atagtggaaa aggaaggtgg ctctacaaa tgccatcatt gcgataaagg aaaggccatc	3600
gttgaagatg cctctgcca cagtggctcc aaagatggac cccaccacac gaggagcatc	3660
gtggaaaaag aagacgttcc aaccacgtct tcaaagcaag tggattgatg tgatatctcc	3720
actgacgtaa gggatgacgc acaatccac taagctgacc gaagctggcc gctctagaac	3780
tagatcgaat tcctgcagcc cgggggatcc agcttcgctt agtttttagt ttttggcaga	3840
aaaaatgac aatgtttcac aaaccaata tttttataac ttttgatgaa agaagatcac	3900
cacggtcata tctaggggtg gtaacaaatt gcgatctaaa tgtttcttca taaaaataa	3960
ggcttcttaa taaatTTtag ttcaaaataa atacgaataa agtctgattc taatctgatt	4020
cgatccttaa atTTtataat gcaaaattta gagctcatta ccacctctag tcatatgtct	4080
agtctgaggt atatccaaaa agccctttct ctaaattcca caccacactc agatgtttgc	4140
aaataaatac tccgactcca aaatgtaggt gaagtgcaac tttctccatt ttatatcaac	4200
atTTgttatt ttttgtttaa catttcacac tcaaaactaa ttaataaaat acgtggttgt	4260
tgaacgtgag cacatgtctc ccttacatta tgttttttta tttatgtatt attggtgttt	4320
tcctccgaac aacttgctca catatcatca ttggtcttta atatttatga atatggaagc	4380
ctagtatttt acacttggtc acacactagt tgtagttttg ccacttgctt aacatgcaac	4440
tctagtagtt ttgccacttg cctggcatgc aactctagta ttgacacttg tatagcatal	4500
aatgccaata cgacacctgc cttacatgaa acattatTTt tgacacttgt ataccatgca	4560
acattaccat tgacatttgt ccatacacat tatatcaaat atattgagcg catgtcacia	4620
actcgataca aagctggatg accctccctc accacatcta taaaaaccg agcgtactg	4680
taaatcactc acaacacaac acatatcttt tagtaacctt tcaataggcg tcccccaaga	4740
actagtaacc atggccctgt ccaacaagtt catcgggcag gacatgaaga tgacctacca	4800
catggacggc tgcgtgaaag gccactactt caccgtgaag ggcgaggga gcggaagcc	4860
ctacgagggc acccagacct ccacctcaa ggtgacctg gccaacggcg gccccctggc	4920
cttctccttc gacatcctgt ccaccgtgtt catgtacggc aaccgctgct tcaccgcta	4980
ccccaccagc atgcccgact acttcaagca ggccttcccc gacggcatgt cctacgagag	5040
aaccttcacc tacgaggagc gcggcgtggc caccgcccagc tgggagatca gectgaaggg	5100
caactgcttc gagcacaagt ccacctcca cggcgtgaac ttccccgccg acggccccgt	5160
gatggccaag aagaccaccg gctgggacct ctctctcag aagatgaccg tgtgcgacgg	5220



-continued

---

```

catcttgaag ggcgacgtga cgccttcct gatgctgcag ggcggcggca actacagatg 5280
ccagttccac acctcctaca agaccaagaa gcccgtagacc atgccccca accacgtggt 5340
ggagcaccgc atgccagaa ccgacctgga caagggcggc aacagcgtgc agctgaccga 5400
gcacgcegtg gccacatca cctccgtggt gcccttctga agcggcccat ggatattcga 5460
acgcgtaggt accacatggt taacctagac ttgtccatct tctggattgg ccaacttaat 5520
taatgtatga aataaaagga tgcacacata gtgacatgct aatcactata atgtgggcat 5580
caaagtgtg tgttatgtgt aattactagt tatctgaata aaagagaaag agatcatcca 5640
tatttcttat cctaaatgaa tgtcacgtgt ctttataatt ctttcatgaa ccagatgcat 5700
ttcattaacc aaatccatat acatataaat attaataata tataattaat atcaattggg 5760
ttagcaaaac aaatctagtc taggtgtgtt ttgcgaatgc ggcc 5804

```

&lt;210&gt; SEQ ID NO 8

&lt;211&gt; LENGTH: 2079

&lt;212&gt; TYPE: DNA

<213> ORGANISM: *Oryza sativa*

&lt;400&gt; SEQUENCE: 8

```

atggaagaga agaagcagca gcagcagcgt ccacagagag ggcgcgatgg catcctgcag 60
tatccgcacc ttttcttcgc ggcgctggcg ctggccctgc tcctcacga cccgttccac 120
ctcggccccg tcgcccgggt ggactaccgg ccggtgaggg acgagctggc gccgtaccgc 180
gaggtgatgg cgcggtggcc gcgggacaac ggcagccggc tcaggcacgg caggctggag 240
ttcgtcggag aggtgttcgg gccggagtcc atcgagtccg accgccacgg ccgcgcccc 300
tacgccggcc tcgcccagcg ccgcgtcgtg cggtgatgg gggaggacgc cgggtgggag 360
acgttcgcgc tcatgagccc tgactggtaa cgaacacctc gcctgcattt tgctctcgcc 420
ctccacgaaa acacctctcg tagcagtgta caattacgtg ttcttatatt gcaaaaaaag 480
gtcggagaaa gtttgtgcca atggggtgga gtcgacgacg aagaagcagc acgagatgga 540
gcgacggtgc ggcggccctc tcgggctgag gtttcacggc gagaccggcg agctctacgt 600
cgccgacgcg tactacgggc tcatgtccgt cgggtccgaac ggcggggtgg cgacctctct 660
cgcgagagaa gtcggcggga gcccggtcaa cttcgcgaac gacctcgaca tccaccgcaa 720
eggctccgtg ttcttcaccg acacgagcac gagatacaac agaaagtgtg cagctgcagt 780
atcactctct tcagttgtat cgattctcta tttccttcta tcgttcaaga ttttctgatt 840
agaatcagtt gtgcagggat catctgaacg ttctgctaga aggtgaaggc acagggaggc 900
tgctcagata tgaccagaa accaaagctg cccatgtcgt gctgagcggg ctggtcttcc 960
cgaatggcgt gcagatttct gacgaccagc agttctcct cttctccgaa acaacaaact 1020
gcaggtgaaa tggcacaagc tttcacaggt tctgaaaata ctaaaggta aacaagattc 1080
agaattgatt aacattgcac gcatatgctg ttctaggata atgcggtact ggctggaagg 1140
gccaagagcc gggcaggtgg aggtgttcgc cgacctgccg gggttcccgg acaacgtgcg 1200
actgagcagc ggcggcggcg gcggccgctt ctgggtggcg atcgactgct gcaggacggc 1260
ggcgcaggag gtgttcgcca agcggccgtg gctgcgaacg ctctacttca agctgccct 1320
gacgatgcgg acgctgggga agatggtcag catgcggatg cacacctcg tcgctcct 1380
cgacggcgaa ggggacgtcg tcgaggtgct cgaggaccgg ggcggcgagg tgatcggct 1440
ggtgagcgag gtgagggagg tggggcgcaa gctgtggatc ggcaccgtgg ctcataacca 1500

```

-continued

---

catcgccaag atcccttacc cgttgaaga gcagagtagc agcagcagca gcaacgtgct	1560
tggatgattga tactttgata ggctggtttt agcagcaaca aagggtgact agttgatgta	1620
ttgtttgtgt ttgccgggcc atcatagaaa gtgcctgggtg atctctggga cttgatggca	1680
aatgttgggc aaattgtgat cgaataagat tagtactaga gttatcgtgt aataaggaca	1740
tgcatggact accatgtatt tcatgttatg acgctcctaa gagccacaga ccacagtgat	1800
ggtattagac ccctttctcag aatggttctg ctcatcttcg gcttcgatcg tggtagcgcg	1860
tcgtgtcttc gtgtgatcgg aaaaaaata ttgcccgttt acaagtgata gtttttcagt	1920
ggatgtaatt tgtgcgaat accatcgtac aaacgttttg ttctttttca tcatagtcac	1980
tagcctttca tgaatagtag tcacatttat aaggccgatg gtgttgctct ataaagaaaa	2040
aaaatgtacc agtaagtagg gtggctaacg agccaactc	2079

<210> SEQ ID NO 9  
 <211> LENGTH: 488  
 <212> TYPE: DNA  
 <213> ORGANISM: Zea mays

<400> SEQUENCE: 9

atcgaattcc tgcagccctt tcccacaata attacaatca ctgtgtataa ttatttggcc	60
agccccataa attatttaaa ccgaaactga aatcgagcga aaccaaactc gagctatttc	120
tctagattag taaaaagga gagagagagg aagaaatcag ttttaagtca ttgtccctga	180
gatgtgcggt ttggcaacga tagccaccgt aatcatagct cataggtgcc tacgtcaggt	240
tcggcagctc tcgtgtcacc tcacatggca tactacatgc ttgttcaacc gttcgtcttg	300
ttccatcgtc caagccttgc ctattctgaa ccaagaggat acctactccc aaacaatcca	360
tcttactcat gcaacttoca tgcaaacacg cacatatggt tcctgaacca atccattaaa	420
gatcacaaca gctagcgttc tcccgttagc ttccctctct cctctgccga tcttttctgt	480
ccaccacc	488

<210> SEQ ID NO 10  
 <211> LENGTH: 1635  
 <212> TYPE: DNA  
 <213> ORGANISM: Oryza sativa

<400> SEQUENCE: 10

atgaagagcc ccatggagga agctcatgca atgccagtga catcattctt cccagtagca	60
ggaatccaca agctcatagc tatcttctct gttgtcctct catggatctt ggtccacaag	120
tggagcctga ggaaccagaa agggccaaga tcatggccaa tcatggcgcg gacagtggag	180
caactgaaga actaccacag gatgcatgac tggcttgtcg agtacttgtc gaaggacagg	240
acggtgaccg tcgacatgcc ttccacctcc tacacctaca ttgccgaccc ggtgaacgtc	300
gagcatgtcc tgaagaccaa ctccaccaat taccccaagg gtgaagtgta caggctttac	360
atggatgtgc tgctcgggtg tggcatattc aatgccgacg gcgagatgtg gaggaagcaa	420
aggaagacgg cgagcttctg gtttgcttcc aagaacttga gagacttctg cactgtggtg	480
ttcagggagt actccctgaa gctatcaagc attctgagcc aagcatgcaa ggccggcaga	540
gttgtagaca tgcaggaatt gttcatgagg atgacactgg actcgatctg caaggtcggg	600
tttggggttg agatcgggac gctgtcacct gatctcccgg agaacagctt tgcccaggca	660
ttcgacgtcg ccaacatcat cgtcacgtcg cggttcatcg atcctctgtg gcgtctgaag	720
aagttcttgc acgtcggatc agaggctctc ctccagcaga gcatgaagct ggttgatgac	780

-continued

---

```

ttcacctaca gcgtgatocg ccgccgcaag gctgagatct tgcaggctcg agccagcggc 840
aagcaagaga agatcaagca cgacatactg tcgcggttca tcgagctcgg ggaggccggc 900
ggcgacgagg ggggcccag cttcggggac gacaagagcc tccgcgacgt ggtgctcaac 960
ttcgtgatcg ccgggctga cagcagggcg acgacgtgt cgtggttcac gtacatggcg 1020
atgacgcacc cggccgtcgc cgacaagctc cggcgcgagc tggccgcgtt cgaggatgag 1080
cgcgcgcgcg aggagggcgt cgcgctcgc gacgcgcgcg gcgagggcgc gttcgcggcg 1140
cgcggtggcg agttcgcgct gctgctgagc tacgacggcg tggggaagct ggtgtacctg 1200
cacgctgctg tgacggagac gctccgctc taccggcgcg tggcgcagga cccaagggg 1260
atcgtggagg acgacgtgct ccccgacggc accaaggtgc gcgcccggcg gatggtgacg 1320
tacgtgcctt actccatggg gaggatggag tacaactggg gccccgacgc ggcgagcttc 1380
cggcccggagc ggtggctcag cggcgcggc ggccgcttc ggaacgcgct gccgttcaag 1440
ttcacccgct tccaggccgg gccgcggatc tgcctcgca aggactcgc ctacctcag 1500
atgaagatgg cgctcgccat cctcttcgc ttctacacct tcgacctgt cgaggaccac 1560
cccgtcaagt accggatgat gaccatctc tccatggctc acggcctcaa ggtccgcgctc 1620
tccacctcgg tctga 1635

```

```

<210> SEQ ID NO 11
<211> LENGTH: 837
<212> TYPE: DNA
<213> ORGANISM: Artificial
<220> FEATURE:
<223> OTHER INFORMATION: plant-optimized DAM

```

```

<400> SEQUENCE: 11

```

```

atggagaaga acagggcctt cttgaagtgg gcaggtggaa agtaccctct cctggacgac 60
atcaagcggc atctcccaaa gggcgagtgc ctggtcgaac ccttcgtggg cgctggaagc 120
gtgttcttga acaccgactt cagccgctac atcctcgcgg acatcaactc cgacctgatc 180
tccctgtaca acatcgctca gatcgccacc gacgagtacg tgcaggctgc acgggagctt 240
ttcgttccgg agaccaactg cgcggagggtg tactaaccagt tccgcgagga gttcaacaag 300
agccaggacc cgtttaggcg cgctgttctt ttcctctacc tgaaccgcta cggtacaac 360
ggtctttgtc gctacaatct ccgcggcgag tteaacgtcc ccttcgggag gtacaagaag 420
ccatacttcc cggaggcaga gctctaccac ttcgcggaga aggctcagaa cgcggttctc 480
tactgcgaga gctacgcgga ttcgatggct agggccgacg atgctagcgt tgtgtaactg 540
gacccgcgct atgcaccact gtctgccact gcaaacttca ccgcatacca caccaacagc 600
ttcacctcgc agcagcaggc gcacctcgca gaaatcgag aaggactggt cgaacgccac 660
atcccgttcc ttatcagcaa ccacgacacc atgcttaccg gcgagtggta ccagagggcg 720
aaactccacg tggtaagggt gcggcgagc atatcctcca acggcggaac ccgcaagaag 780
gtcgacgagc tgctggcctt gtacaagccc ggcgtcgtga gccacgcgaa gaagtag 837

```

```

<210> SEQ ID NO 12
<211> LENGTH: 5840
<212> TYPE: DNA
<213> ORGANISM: Artificial
<220> FEATURE:
<223> OTHER INFORMATION: PHP56791 T-DNA

```

```

<400> SEQUENCE: 12

```

-continued

---

ctatgattta gaataatata caaatatatt acataaaaaa tatattaatt gaattagtgt	60
tgtctaattt ataattatta gaatgtaatt caattccaac gaaacaacgg ggccttaggt	120
ttaatatctt ccttacctg cgaatggtt gttaccttg ccaaaaaaa tcaatcgcat	180
atttacctta caaggacata ttttagcaaa atgctataga catgaatcca acgtaatcaa	240
tagagtgaga tttactggta aactaccaat tgctcatctg ctcggtacca accagccttt	300
cctattacca tgcacatggt gctctccaac tgcagcatct tccaagcgt gagcagacat	360
gttcagatc gaagtaaggat atatatgtgc atagtctctt aattcttcat cttcaacctc	420
tagctgattg atctctggta tttaccactc tttccttctt tccttccttc aatttcaaat	480
accacaaatc aaagttgctt tgcctggag aagaacaggg ccttctttaa gtgggcagggt	540
ggaaagtaac ctctcctgga cgacatcaag cggcatctcc caaaggcgga gtgctgggtc	600
gaacccttgc tggcgctgg aagcgtgttc ctgaacaccg acttcagcgc ctacatcctc	660
goggacatca actccgacct gatctcctg tacaacatcg tcaagatgcg caccgacgag	720
tacgtgcagg ctgcacggga gctttctgtt ccggagacca actgcgcgga ggtgtactac	780
cagttccgcg aggagtcaa caagagccag gaccctttaa ggcgctgtt tcttttctc	840
tacctgaacc gctacggcta caacggtctt tgctgctaca atctccgcg cgagtccaac	900
gtccccttgc ggaggtacaa gaagccatac ttcccggagg cagagctcta ccacttcgcg	960
gagaaggctc agaacgcgtt ctctactgc gagagctacg cggattcgat ggctagggcc	1020
gacgatgcta gcgtgtgta ctgcgacccg ccgtagcac cactgtctgc cactgcaaac	1080
ttcaccgat accacaccaa cagcttcacc ctgcagcagc aggcgcacct cgcagaatc	1140
gcagaaggac tggcgaacg ccacatcccg gtccttatca gcaaccacga caccatgctt	1200
acccgcgagt ggtaccagag ggcgaaactc cacgtggta aggtgcggcg cagcatatcc	1260
tccaacggcg gaacccgcaa gaaggtgac gagctgctgg ccctgtacaa gcccgcgctc	1320
gtgagcccag cgaagaagta gtagttaacc tagacttctc catcttctgg attggccaac	1380
ttaattaatg tatgaaataa aaggatgac acatagtgc atgctaata ctataatgtg	1440
ggcatcaaag ttgtgtgta tgtgtaatta ctagtatct gaataaaga gaaagatc	1500
atccatattt cttatcctaa atgaatgtca cgtgtcttta taattctttg atgaaccaga	1560
tgcatttcat taaccaaact catatacata taaatattaa tcatatataa ttaatatcaa	1620
ttgggttagc aaaacaaatc tagtctagggt gtgttttgcg aattgcggcc gctctagaac	1680
tagtggatcc cccgggtgc aggaattccc atggagtcaa agattcaaat agaggaccta	1740
acagaactcg ccgtaaagac tggcgaacag ttcatacaga gtctcttacg actcaatgac	1800
aagaagaaaa tcttcgtaaa catggtggag cacgacacgc ttgtctactc caaaaatc	1860
aaagatacag tctcagaaga ccaaaaggca attgagactt ttcaacaaag ggtaatatcc	1920
ggaaacctcc tcggattoca ttgcccagct atctgtcact ttattgtgaa gatagtggaa	1980
aaggaagggt gctcctacaa atgcatcat tgcgataaag gaaaggccat cgttgaagat	2040
gcctctgcg acagtgttcc caaagatgga cccccacca cgaggagcat cgtggaaaaa	2100
gaagacgttc caaccacgtc ttcaaagcaa gtgattgat gtgatctc cactgacgta	2160
agggatgacg cacaatccca ctaaagcttg catgcctgca gtgcagcgtg acccggtcgt	2220
gccccctct agagataatg agcattgcat gtctaagtta taaaaatta ccacatattt	2280
tttttgcac acttgttga agtgcagttt atctatcttt atacatata ttaaacttta	2340
ctctacgaat aatataatct atagtactac aataatatca gtgttttaga gaatcatata	2400

-continued

---

aatgaacagt tagacatggt ctaaaggaca attgagtatt ttgacaacag gactctacag	2460
ttttatcttt ttagtgtgca tgtgttctcc ttttttttg caaatagctt cacctatata	2520
atacttcac cttttatta gtacatccat ttagggttta gggttaatgg tttttataga	2580
ctaatttttt tagtacatct attttattct attttagcct ctaaattaag aaaactaaaa	2640
ctctatttta gtttttttat ttaataattt agatataaaa tagaataaaa taaagtgact	2700
aaaaattaaa caaataccct ttaagaaatt aaaaaaacta aggaacatt tttcttgttt	2760
cgagtagata atgccagcct gttaaacgcc gtcgacgagt ctaacggaca ccaaccagcg	2820
aaccagcagc gtcgctcgg gccaaagcga gcagacggca cggcatctct gtcgctgcct	2880
ctggaccct ctcgagagtt ccgctccacc gttggacttg ctccgctgtc ggcatccaga	2940
aattgcgtgg cggagcggca gacgtgagcc ggcacggcag gcggcctcct cctcctctca	3000
cggcaccggc agctacgggg gattcctttc ccaccgctcc ttcgctttcc ctctctgccc	3060
cgccgtaata aatagacacc cctccacac cctctttccc caacctcgtg ttgttcggag	3120
cgcacacaca cacaccaga tctccccaa atccaccgct cggcacctcc gcttcaaggt	3180
acgcccctcg tcctccccc cccccctctc tacctctctc agatcggcgt tccggtccat	3240
gcatggtag ggcggtag ttctacttct gttcatgttt gtgttagatc cgtgtttg	3300
ttagatccgt gctgctagcg ttcgtacacg gatgcgacct gtacgtcaga cactgtctga	3360
ttgctaactt gccagtgttt ctctttgggg aatcctggga tggctctagc cgttccgcag	3420
acgggatcga tttcatgatt tttttgttt cgttgcatag ggtttggttt gcccttttcc	3480
tttatttcaa tatatgocgt gcacttgtt gtcgggtcat cttttcatgc tttttttgt	3540
cttggttggt atgatgtggt ctggttgggc ggtcgttcta gatcggagta gaattctgtt	3600
tcaaactacc tggtggattt attaatattg gatctgatg tgtgtgcat acatattcat	3660
agttacgaat tgaagatgat ggatggaaat atcgatctag gataggtata catggtgatg	3720
cgggttttac tgatgcatat acagagatgc tttttgttcg cttggttggt atgatgtggt	3780
gtggttgggc ggtcgttcat tcgttctaga tcggagtaga atactgttcc aaactacctg	3840
gtgtatttat taattttgga actgtagtg tgtgtcatac atcttcatag ttaacagttt	3900
aagatggatg gaaatatcga tctaggatag gtatacatgt tgatgtgggt tttactgatg	3960
catatacatg atggcatatg cagcatctat tcatatgctc taaccttgag tacctatcta	4020
ttataataaa caagtatggt ttataattat tttgatcttg atatacttg atgatggcat	4080
atgcagcagc tatatgtgga tttttttagc cctgccttca tacgctattt atttgcttgg	4140
tactgtttct tttgtcgatg ctacacctgt tgtttgggt tacttctgca ggtcagcttt	4200
aacttagcct aggatccaca cgacaccatg tcccccgagc gccgccccgt cgagatccgc	4260
ccggccacgc ccgcccacat ggcgcgctg tgcgacatcg tgaaccacta catcgagacc	4320
tccaccgtga acttccgcac cgagccgcag accccgcagg agtggatcga cgacctggag	4380
cgcctccagg accgctaccc gttgctcgtg gccgaggtgg agggcgtggt ggcggcatc	4440
gcctacgccc gcccggtgaa ggcggcgaac gcctacgact ggaccgtgga gtccaccgtg	4500
tacgtgtccc accgccacca gcgcctcggc ctccgctcca ccctctacac ccacctctc	4560
aagagcatgg agggccaggg cttcaagtcc gtggtggccg tgatcggcct cccgaacgac	4620
ccgtccgtgc gcctccacga ggcctcggc tacacgccc gcggcaccct ccgcccgcgc	4680
ggctacaagc acggcggctg gcacgacgct ggcttctggc agcgcgactt cgagctgccc	4740

-continued

---

```

ccccgcgcg ccccggcgcg cccggcgagc cagatctccg gtggaggcgg cagcgggtggc 4800
ggaggctccg gagggcggtg ctcocatggcc tcctccgagg acgtcatcaa ggagttcatg 4860
cgcttcaagg tgcgcatgga gggctccgtg aacggccacg agttcgagat cgagggcgag 4920
ggcgagggcc gccctacga gggcaccag accgccaagc tgaagggtgac caagggcggc 4980
cccctgcctc tcgctggga catcctgtcc cccagttcc agtacggctc caaggtgtac 5040
gtgaagcacc ccgccgacat ccccgactac aagaagctgt ccttcccga gggcttcaag 5100
tgggagcgcg tgatgaactt cgaggacggc ggcgtggtga ccgtgaccca ggactcctcc 5160
ctgcaggacg gctcctcat ctacaagggtg aagttcatcg gcgtgaactt cccctccgac 5220
ggccccgtaa tgcagaagaa gactatgggc tgggaggcct ccaccgagcg cctgtacccc 5280
cgcgacggcg tgctgaaggc cgagatccac aaggccctga agctgaagga cggcggccac 5340
tacctggtgg agttcaagtc catctacatg gcccaagaagc ccgtgcagct gcccgctac 5400
tactacgtgg actccaagct ggacatcacc tcccacaacg aggactacac catcgtggag 5460
cagtacgagc gcgcccaggc ccgccaccac ctgttctgt agtcaggatc tgagtcgaaa 5520
cctagacttg tccatcttct ggattggcca acttaattaa tgatgaaat aaaaggatgc 5580
acacatagtg acatgctaact cactataatg tgggcatcaa agttgtgtgt tatgtgtaat 5640
tactagtatt ctgaataaaa gagaaagaga tcatccatat ttcttatcct aatgaatgt 5700
cacgtgtcct tataattcct tgatgaacca gatgcatttc attaaccaaa tccatataca 5760
tataaatatt aatcatatat aattaatc aattgggtta gcaaaacaaa tctagtctag 5820
gtgtgttttg cgaatgcggc 5840

```

&lt;210&gt; SEQ ID NO 13

&lt;211&gt; LENGTH: 6897

&lt;212&gt; TYPE: DNA

&lt;213&gt; ORGANISM: Artificial

&lt;220&gt; FEATURE:

&lt;223&gt; OTHER INFORMATION: PHP54783 T-DNA

&lt;400&gt; SEQUENCE: 13

```

aagcttgctt gcgaaaatgt tgttacactt gccaaaaaaa atcaatcgca tatttacctt 60
acaaggacat attttagcaa aatgctatag acatgaatcc aacgtaatca atagagtgag 120
atttactggt aaactaccaa ttgctcatct gctcggtagc aaccagcctt tcctattacc 180
atgcacatgt tgcctctcaa ctgcagcatc tttcaagccg tgagcagaca tgttgagat 240
cgaagtaagg tataatgtgt catagtctcc taattcttca tcttcaacct ctagctgatt 300
gatctctggt atttaccact ctttcttcc ttccttctct caattctaaa taccacaaat 360
caaagttgct ttggaattcc tgcagcccaa actgaaggcg gaaacgaca atctgatcat 420
gagcggagaa ttaagggagt cacgttatga ccccgccga tgacgcggga caagccgttt 480
tacgtttgga actgacagaa ccgcaacgat tgaaggagcc actcagccgc gggtttctgg 540
agtttaatga gctaagcaca tacgtcagaa accattattg cgcgttcaaa agtcgcctaa 600
ggtcactatc agctagcaaa tatttcttgt caaaaatgct ccaactgagc tccataaatt 660
cccctcggta tccaattaga gtctcatatt caccatgaca aagcaacttt gatttgtggt 720
atttagaatt gaaggaagga aggaagggaaa gagtggtaaa taccagagat caatcagcta 780
gaggttgaag atgaagaatt aggagactat gcacatatat accttacttc gatctgcaac 840
atgtctgctc acggcttgaa agatgctgca gttgagaggc aacatgtgca tggtaatagg 900
aaaggctggt tggtagcgag cagatgagca attggtagtt taccagtaaa tctcactcta 960

```

-continued

---

ttgattacgt	tggattcatg	tctatagcat	tttgctaaaa	tatgtccttg	taaggtaaat	1020
atgcgattga	tttttttttg	caagtgtaac	aacattttcg	caggcggccg	cgggtctaga	1080
ccatgggtga	tccggatcct	ctagagtcga	cctgcagaag	taacaccaa	caacagggtg	1140
agcatcgaca	aaagaaacag	taccaagcaa	ataaatagcg	tatgaaggca	gggctaaaa	1200
aatccacata	tagctgctgc	atatgccatc	atccaagtat	atcaagatca	aaataattat	1260
aaaacatact	tgtttattat	aatagatagg	tactcaaggt	tagagcatat	gaatagatgc	1320
tgcataatgc	atcatgtata	tgcatacagta	aaacccacat	caacatgtat	acctatccta	1380
gatcgatatt	tccatccatc	ttaaactcgt	aactatgaag	atgtatgaca	cacacataca	1440
gttccaaaat	taataaatac	accaggtagt	ttgaaacagt	atttactcc	gatctagaac	1500
gaatgaacga	ccgccaacc	acaccacatc	atcacaacca	agcgaacaaa	aagcatctct	1560
gtatatgcat	cagtaaaacc	cgcatcaaca	tgtataccta	tcctagatcg	atatttccat	1620
ccatcatctt	caattcgtaa	ctatgaatat	gtatggcaca	cacatacaga	tccaaaatta	1680
ataaatccac	caggtagttt	gaaacagaat	tctactccga	tctagaacga	ccgccaacc	1740
agaccacatc	atcacaacca	agacaaaaaa	aagcatgaaa	agatgacccg	acaacaagt	1800
gcacggcata	tattgaaata	aaggaaaagg	gcaaaccaa	ccctatgcaa	cgaacaaaa	1860
aaaatcatga	aatcgatccc	gtctcggaa	cggttagagc	catcccagga	ttccccaaag	1920
agaaacactg	gcaagttagc	aatcagaacg	tgtctgacgt	acaggtcgcg	tccgtgtacg	1980
aacgctagca	gcacggatct	aacacaaaac	cggatcctaac	acaaacatga	acagaagtag	2040
aactaccggg	ccctaaccat	ggaccggaac	gccgatctag	agaaggtaga	gagggggggg	2100
gggggaggac	gagcggcgta	ccttgaagcg	gaggtgccga	cgggtggatt	tgggggagat	2160
ctggttgtgt	gtgtgtgcgc	tccgaacaac	acgaggttgg	ggaaagaggg	tgtggagggg	2220
gtgtctatct	attacggcgg	gcgaggaagg	gaaagcgaag	gagcgggtgg	aaaggaatcc	2280
cccgtagctg	ccgtgccgtg	agaggaggag	gaggccgcct	gccgtgccgg	ctcacgtctg	2340
ccgctccgcc	acgcaatttc	tggatgccga	cagcggagca	agtccaacgg	tggagcggaa	2400
ctctcgagag	gggtccagag	gcagcgacag	agatgccgtg	ccgtctgctt	cgcttggccc	2460
gacgcgacgc	tgctggttcg	ctggttggtg	tccgttagac	tcgtcgatcg	acggcgttta	2520
acaggctggc	attatctact	cgaacaaga	aaaatgttcc	cttagttttt	ttaatttctt	2580
aaagggtatt	tgtttaattt	ttagtcaact	tattttatct	tattttatat	ctaaattatt	2640
aaataaaaa	actaaaatag	agtttttagt	ttcttaattt	agaggctaaa	atagaataaa	2700
atagatgtac	taaaaaatt	agtctataaa	aaccattaac	cctaaacctt	aaatggatgt	2760
actaataaaa	tggatgaagt	attatatagg	tgaagctatt	tgcaaaaaaa	aaggagaaca	2820
catgcacact	aaaaagataa	aactgtagag	tcctgttctc	aaaatactca	attgtccttt	2880
agaccatgtc	taactgttca	tttatatgat	tctctaaaac	actgatatta	ttgtagtact	2940
atagattata	ttattcgtag	agtaaagttt	aaatatatgt	ataaagatag	ataaactgca	3000
cttcaacaaa	gtgtgacaaa	aaaaatatgt	ggtaattttt	tataacttag	acatgcaatg	3060
ctcattatct	ctagagaggg	gcacgaccgg	gtcacgctgc	actgcaggca	tgcaagcttc	3120
cccctcgagg	tcgacggtat	cgataagcct	gatatcgaat	tcccatggag	tcaaagattc	3180
aaatagagga	cctaacagaa	ctcgccgtaa	agactggcga	acagttcata	cagagtctct	3240
tacgactcaa	tgacaagaag	aaaatcttcg	tcaacatggt	ggagcaecgac	acgcttgtct	3300

-continued

---

actccaaaa	tatcaaagat	acagtctcag	aagaccaaa	ggcaattgag	acttttcaac	3360
aaagggtaat	atccggaaac	ctcctcggat	tccattgccc	agctatctgt	cactttattg	3420
tgaagatagt	ggaaaaggaa	ggtggctcct	acaaatgcca	tattgctgat	aaaggaaagg	3480
ccatcgttga	agatgcctct	gccgacagt	gtcccaaa	tggaccccc	cccacgagga	3540
gcatcgttga	aaaagaagac	gttccaacca	cgtcttcaa	gcaagtggat	tgatgtgata	3600
tctccactga	cgtaagggat	gacgcacaat	cccactaagc	tgaccgaagc	tgcccgctct	3660
agaactagat	cgaattcctg	cagcccattc	ctcagccgcc	tttcaactatc	ttttttgcc	3720
gagtcattgt	catgtgaacc	ttggcatgta	taatcgggtg	attgcgtcga	ttttcctctt	3780
atagggtggc	caatgaatcc	gtgtgatcgc	gtctgattgg	ctagagatat	gtttcttctt	3840
tgttggatgt	atcttcatac	ataatcatat	gcatacaaat	atttcattac	actttataga	3900
aatggtcagt	aataaacctt	atcactatgt	ctgggtgttc	attttatattg	cttttaaacg	3960
aaaattgact	tcctgattca	atattttaagg	atcgtcaacg	gtgtgcagtt	actaaattct	4020
ggtttgtagg	aactatagta	aactattcaa	gtcttcactt	attgtgcact	cacctctcgc	4080
cacatcacca	cagatgttat	tcacgtctta	aatttgaact	acacatcata	ttgacacaat	4140
atctttttta	aataagcgat	taaaacctag	cctctatgtc	aacaatgggtg	tacataacca	4200
gcgaagttta	gggagtaaaa	aacatcgctt	tacacaaagt	tcgctttaa	aaataaagag	4260
taaatcttac	tttggaccac	ccttcaacca	atgtttcact	ttagaacgag	taattttatt	4320
attgtcactt	tggaccaccc	tcaaatcttt	tttccatcta	catccaattt	atcatgtcaa	4380
agaaatggtc	tacatacagc	taaggagatt	tatcgacgaa	tagtagctag	catactcgag	4440
gtcattcata	tgcttgagaa	gagagtcggg	atagtcocaa	ataaaacaaa	ggtaagatta	4500
cctggtcaaa	agtgaaaaca	tcagttaaaa	ggtggtataa	agtaaaatat	cgtaataaaa	4560
aggtggccca	aagtgaaatt	tactcttttc	tactattata	aaaattgagg	atgtttttgt	4620
cggtactttg	atacgtcatt	tttgtatgaa	ttggttttta	agtttatctg	cttttgga	4680
tgcatatctg	tatttgagtc	gggttttaag	ttcgtttgct	tttgtaata	cagaggggatt	4740
tgtataagaa	atatctttta	aaaaaccat	atgctaattt	gacataattt	ttgagaaaa	4800
tatatattca	ggcgaattct	cacaatgaac	aataataaga	ttaaaatagc	tttccccctg	4860
tgacgcgat	gggtattttt	tctagtataa	ataaaagata	aacttagact	caaacattt	4920
acaaaaacaa	cccctaaagt	tcctaaagcc	caaagtgcta	tccacgatcc	atagcaagcc	4980
cagcccaacc	caaccacacc	caaccacacc	cagtcacgcc	aactggacaa	tagtctccac	5040
acccccccac	tatcacctgt	agttgtccgc	acgcaccgca	cgtctcgcag	ccaaaaaaaa	5100
aaaaagaag	aaaaaaaaaga	aaaagaaaa	acagcaggtg	ggtccgggtc	gtgggggccc	5160
gaaacgcgag	gaggatcgcg	agccagcgac	gaggccggcc	ctccctcgcg	ttccaaagaa	5220
acgcccccca	tcgccaactat	atacatacc	ccccctctcc	tcccatcccc	ccaaccctac	5280
caccaccaacc	accaccaact	ccacctctc	ccccctcgt	gccggacgac	gagctcctcc	5340
ccccctcccc	tccgcccgcg	ccgcgcgggt	aaccacccc	ccccctcct	ctttctttct	5400
ccgttttttt	tttccgtctc	ggtctcgcac	tttggccttg	gtagtttggg	tgggcgagag	5460
gcggtctctg	gcgcgcccag	atcggtgcgc	gggagggggc	ggatctcgcg	gctggggctc	5520
tcgcggcgct	ggatcaggcc	cggatctcgc	ggggaatggg	gctctcggat	gtagatctgc	5580
gatccgcctg	tggtggggga	gatgatgggg	ggtttaaaat	ttccgccatg	ctaacaaga	5640
tcaggaagag	gggaaaagg	cactatggtt	tatattttta	tatatttctg	ctgctctgct	5700



-continued

---

```

aggettagat gtgctagatc tttctttctt ctttttggtg gtagaatttg aatocctcag 5760
cattgttcat cggtagtttt tcttttcatg atttgtgaca aatgcagcct cgtgcccggagc 5820
ttttttgtag gtagaaggat ccaccggctg ccaccatggc cctgtccaac aagttcattc 5880
gagacgacat gaagatgacc taccacatgg acggtgctgt gaacggccac tacttcaccg 5940
tgaagggcga gggcagcggc aagccctacg agggcaccca gacctccacc ttcaaggtga 6000
ccatggccaa cggcggcccc ctggccttct ccttcgacat cctgtccacc gtgttcatgt 6060
acggcaaccg ctgcttcacc gctaccccca ccagcatgcc cgactacttc aagcaggcct 6120
tccccgacgg catgtcttac gagagaacct tcacctacga ggacggcggc gtggccaccg 6180
ccagctggga gatcagcctg aagggcaact gcttcgagca caagtccacc ttccacggcg 6240
tgaacttccc cgccagcggc ccctgtatgg ccaagaagac caccggctgg gaccctcct 6300
tcgagaagat gaccgtgtgc gacggcatct tgaagggcga cgtgaccgcc ttcttgatgc 6360
tgcagggcgg cggcaactac agatgccagt tccacacctc ctacaagacc aagaagcccg 6420
tgaccatgcc ccccaaccac gtgggtggagc accgcatcgc cagaaccgac ctggacaagg 6480
gcccgaacag cgtgcagctg accgagcagc ccgtggccca catcacctcc gtggtgccct 6540
tctgaagcgg cccatggata ttgaaacgcg taggtaccga cttgtccatc ttctggattg 6600
gccaacttaa ttaatgtatg aaataaaagg atgcacacat agtgacatgc taactactat 6660
aatgtgggca tcaaagtgtg gtgttatgtg taattactag ttatctgaat aaaagagaaa 6720
gagatcatcc atatttttta tcctaaatga atgtcacctg tctttataat tctttgatga 6780
accagatgca tttcattaac caaatccata tacatataaa tattaatcat atataattaa 6840
tatcaattgg gttagcaaaa caaatctagt ctaggtgtgt tttgcgaatg cggcccgc 6897

```

```

<210> SEQ ID NO 14
<211> LENGTH: 253
<212> TYPE: DNA
<213> ORGANISM: Artificial
<220> FEATURE:
<223> OTHER INFORMATION: maize-wheat consensus of Figure 2

```

```

<400> SEQUENCE: 14

```

```

tttcatccta attaataaat aatcactggt atttgcacct tttttccaaa ttccatctga 60
ctccagatag aagaaggcta ctttctgatg tcttgcaacta ccagaaaagca gtccatcagc 120
catctttct agatacactc tcaacgtcgc catgctctgt tcgaattctt cactactcat 180
gcaactcctg ccgaatattt tcgacaatcc attaagaaaa catcccgtt tctcttcga 240
ctctcaccgc atg 253

```

```

<210> SEQ ID NO 15
<211> LENGTH: 437
<212> TYPE: DNA
<213> ORGANISM: Artificial
<220> FEATURE:
<223> OTHER INFORMATION: wheat_PRO-pIR consensus of Figure 3

```

```

<400> SEQUENCE: 15

```

```

tctaactctt ttacaattat ctccataaca actgctaata actaaatcat taccacgaat 60
gaggctaatt cttgacttct cccttgetct tctgcttctt tctcctccaa agtttgetct 120
tctctcccct tatactgatc ctcaccagat caggtcattg atgaaaattg gctcggatc 180
ctcctggatc actttatgct tgacctgtac atcttgcatc actatccaag caacgaaggc 240

```

-continued

---

```

atgcaagtcc caaattccaa aagcgccata tccccttagc tgttctgaac cgaataacac   300
ctactoccaa acgatcacac cgacccatgc aacctccgtg cgtgtcggga taatcttgtg   360
acgctagctg actcatgcaa ctcccgctgt gtcggaatat attttcggag caaatccatt   420
aagaatttaa gatcaca                                     437

```

```

<210> SEQ ID NO 16
<211> LENGTH: 935
<212> TYPE: DNA
<213> ORGANISM: Artificial
<220> FEATURE:
<223> OTHER INFORMATION: consensus of Figure 1

```

```

<400> SEQUENCE: 16
aagcatcggg gcttatttat acatggcaga cgcttaatag acgctctcct gtaaaaaata   60
gcaccctgac tttagaaaaa tccgggttat ttttgtaagc acctctccta agcaccttgc   120
attgtacaag gccttgagaa aataaagcag gctttcttta agtatcgggtg cttatttcta   180
caggtcagac gcttaattag gcgtctctcc tgtagaataa ggcaccgatg cttcaaaaaa   240
aaaccctgac tattttttta gcacataaca ttgtacaaga ccttaagcat ttgtcgggtg   300
cttaaaagaa agaaaaagaa agaaagaatg cgatctgaaa atttaaacac tgaagggacc   360
catgtcgtcg ccctagggcc ttctaaacg taggaccgac cctgcatgca ccgcattacg   420
ccaattatct ctccctctaa tcttcttaca attatctcca taacaactgc taataactaa   480
atcattatca cgaatgaggg tgaattcttg acttctccct tgetctctct cttcttctct   540
ctccaaagtt tgctcttctc tcctgtata ctgatctcca ccagatcagg tcatgcatga   600
aaattggctc ggtatctccc tggatcactt tatgcttgtt gacctgtaca tcttgcacga   660
ctatccaagc aacgaaggca tgaagtcacc aaattocaaa agcgccatat ccccttagct   720
gttctgaacc gaaatacacc tactcccaa cgatcacacc gacctatgca acctccgtgc   780
gtgtcgggat aatcttctga cgttagctga ctcatgcaac tcccgctcgt gtcggaatat   840
attttcggag caaatccatt aagaatttaa gatcacattg cccgcgcttt tttcgtctgc   900
atgcaaaaaca gagccactgc cctctacctc catgg                                     935

```

```

<210> SEQ ID NO 17
<211> LENGTH: 10
<212> TYPE: PRT
<213> ORGANISM: Artificial Sequence
<220> FEATURE:
<223> OTHER INFORMATION: P450 heme-binding domain D
<220> FEATURE:
<221> NAME/KEY: misc_feature
<222> LOCATION: (2)..(3)
<223> OTHER INFORMATION: Xaa can be any naturally occurring amino acid
<220> FEATURE:
<221> NAME/KEY: misc_feature
<222> LOCATION: (5)..(5)
<223> OTHER INFORMATION: Xaa can be any naturally occurring amino acid
<220> FEATURE:
<221> NAME/KEY: misc_feature
<222> LOCATION: (7)..(7)
<223> OTHER INFORMATION: Xaa can be any naturally occurring amino acid
<220> FEATURE:
<221> NAME/KEY: misc_feature
<222> LOCATION: (9)..(9)
<223> OTHER INFORMATION: Xaa can be any naturally occurring amino acid

```

```

<400> SEQUENCE: 17

```

```

Phe Xaa Xaa Gly Xaa Arg Xaa Cys Xaa Gly
1           5           10

```

-continued

```

<210> SEQ ID NO 18
<211> LENGTH: 6
<212> TYPE: PRT
<213> ORGANISM: Artificial Sequence
<220> FEATURE:
<223> OTHER INFORMATION: P450_domain_A
<220> FEATURE:
<221> NAME/KEY: VARIANT
<222> LOCATION: (1)..(1)
<223> OTHER INFORMATION: Ala or Gly
<220> FEATURE:
<221> NAME/KEY: misc_feature
<222> LOCATION: (3)..(3)
<223> OTHER INFORMATION: Xaa can be any naturally occurring amino acid
<220> FEATURE:
<221> NAME/KEY: VARIANT
<222> LOCATION: (4)..(4)
<223> OTHER INFORMATION: Asp or Glu
<220> FEATURE:
<221> NAME/KEY: VARIANT
<222> LOCATION: (6)..(6)
<223> OTHER INFORMATION: Thr or Ser

<400> SEQUENCE: 18

Ala Gly Xaa Asp Thr Thr
1 5

```

That which is claimed:

1. A method of modulating fertility in a polyploid wheat plant, said method comprising a step of expressing in said plant a first construct targeting an MS45 gene promoter, wherein said first construct comprises a promoter inverted repeat (pIR) comprising at least a 20-nucleotide fragment of SEQ ID NO: 1, 2, and/or 3 and is effective for silencing expression of endogenous MS45 genes which inhibits fertility.

2. The method of claim 1 wherein the fragment is a consensus sequence derived from the MS45 promoter sequences of two or more of the A, B, and D genomes of wheat.

3. A construct effective for inhibiting fertility in a polyploid wheat plant, said construct comprising a promoter inverted repeat (pIR) comprising at least a 20-nucleotide fragment of SEQ ID NO: 1, 2, and/or 3 and is effective for silencing expression of endogenous MS45 genes.

4. The method of claim 1, further comprising restoring fertility to said wheat plant by introducing into said plant a second construct comprising a promoter operably linked to a polynucleotide, wherein said polynucleotide encodes a gene product, expression of which gene product complements the inhibition of fertility resulting from the first construct.

5. The method of claim 4, wherein said introducing is by transformation or by crossing.

6. A plant comprising the construct of claim 3.

7. A breeding pair of wheat plants comprising a first wheat plant and a second wheat plant, wherein the first wheat plant expresses a promoter inverted repeat (pIR), wherein the pIR comprises at least a 20-nucleotide fragment of SEQ ID NO: 1, 2, and/or 3 and is effective for silencing expression of endogenous MS45 genes and wherein expression of said pIR results in male sterility of the first wheat plant; and wherein the second wheat plant comprises a construct comprising a polynucleotide, expression of which will complement the male-sterility of the first wheat plant, and wherein the polynucleotide is operably linked to a second promoter which would not be impacted by the pIR of the first wheat plant; wherein crossing the wheat plants restores fertility to progeny of the first wheat plant.

8. The breeding pair of plants of claim 7, wherein the pIR is operably linked to a promoter which expresses preferentially in male reproductive tissue.

9. The breeding pair of plants of claim 7, wherein the pIR comprises the sequence of SEQ ID NO:6.

\* \* \* \* \*