



US009621631B2

(12) **United States Patent**
Zises

(10) **Patent No.:** **US 9,621,631 B2**
(45) **Date of Patent:** ***Apr. 11, 2017**

(54) **SYSTEM AND METHOD FOR TRANSFERRING STATES BETWEEN ELECTRONIC DEVICES**

(71) Applicant: **eBay Inc.**, San Jose, CA (US)
(72) Inventor: **Matthew Scott Zises**, San Jose, CA (US)

(73) Assignee: **eBay Inc.**, San Jose, CA (US)
(*) Notice: Subject to any disclaimer, the term of this patent is extended or adjusted under 35 U.S.C. 154(b) by 0 days.
This patent is subject to a terminal disclaimer.

(21) Appl. No.: **15/002,583**

(22) Filed: **Jan. 21, 2016**

(65) **Prior Publication Data**
US 2016/0142469 A1 May 19, 2016

Related U.S. Application Data
(63) Continuation of application No. 14/462,398, filed on Aug. 18, 2014, now Pat. No. 9,246,984, which is a (Continued)

(51) **Int. Cl.**
G06F 7/04 (2006.01)
G06F 15/16 (2006.01)
(Continued)

(52) **U.S. Cl.**
CPC **H04L 67/06** (2013.01); **G06F 21/32** (2013.01); **H04L 67/10** (2013.01); **G06F 2221/2111** (2013.01)

(58) **Field of Classification Search**
CPC H04L 63/08; H04L 63/083; H04L 63/102; H04L 63/0876; H04W 12/06
(Continued)

(56) **References Cited**

U.S. PATENT DOCUMENTS

6,636,888 B1 10/2003 Bookspan et al.
7,035,957 B2 4/2006 Ishiwata
(Continued)

FOREIGN PATENT DOCUMENTS

CN 1945535 A 4/2007
CN 104169899 A 11/2014
(Continued)

OTHER PUBLICATIONS

"U.S. Appl. No. 13/340,046, Final Office Action mailed Nov. 20, 2013", 20 pgs.

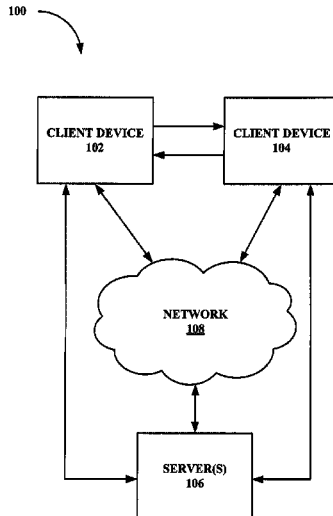
(Continued)

Primary Examiner — Kambiz Zand
Assistant Examiner — Stephen Sanders
(74) *Attorney, Agent, or Firm* — Schwegman, Lundberg & Woessner, P.A.

(57) **ABSTRACT**

In various example embodiments, a system and method for transferring the state of a first device to a second device are disclosed. An instruction to transfer a state of a first device to a second device is received. In response, information related to the state of the first device is packaged into a file. A type of connection to be used to transfer the state of the device is determined based on the connections available to the first device and the second device. The file containing the information of the state of the first device is transferred to the second device using the connection type. The file, when processed by the second device, causes the second device to reproduce the state of the first device.

20 Claims, 5 Drawing Sheets



Related U.S. Application Data

continuation of application No. 13/340,046, filed on Dec. 29, 2011, now Pat. No. 8,819,798.

(51) **Int. Cl.**

G06F 17/30 (2006.01)
H04L 29/06 (2006.01)
H04L 29/08 (2006.01)
G06F 21/32 (2013.01)

(58) **Field of Classification Search**

USPC 726/7
 See application file for complete search history.

(56) **References Cited**

U.S. PATENT DOCUMENTS

8,819,798	B2	8/2014	Zises	
9,246,984	B2	1/2016	Zises	
2003/0195963	A1	10/2003	Song et al.	
2003/0208541	A1	11/2003	Musa	
2004/0049673	A1	3/2004	Song et al.	
2004/0139268	A1	7/2004	Ishiwata	
2005/0289382	A1	12/2005	Lee	
2006/0230265	A1	10/2006	Krishna	
2007/0136279	A1	6/2007	Zhou et al.	
2008/0160974	A1	7/2008	Vartiainen et al.	
2009/0075697	A1	3/2009	Wilson et al.	
2009/0089561	A1	4/2009	Tomko et al.	
2009/0204966	A1	8/2009	Johnson et al.	
2009/0247195	A1	10/2009	Palmer et al.	
2009/0257416	A1*	10/2009	Walker	H04W 8/20 370/338
2009/0300138	A1	12/2009	Schneider	
2011/0264992	A1	10/2011	Vishria et al.	
2013/0036231	A1*	2/2013	Suumaki	H04W 12/04 709/228
2013/0046893	A1*	2/2013	Hauser	G06F 9/4856 709/226
2013/0073676	A1	3/2013	Cockcroft	
2013/0174237	A1	7/2013	Zises et al.	
2014/0359067	A1	12/2014	Zises	

FOREIGN PATENT DOCUMENTS

CN	104169899	B	12/2016
EP	1760584	A1	3/2007
JP	2011523245	A	8/2011
KR	1020050043721	A	5/2005
WO	WO-2013101950	A1	7/2013

OTHER PUBLICATIONS

"U.S. Appl. No. 13/340,046, Non Final Office Action mailed Apr. 24, 2013", 18 pgs.

"U.S. Appl. No. 13/340,046, Notice of Allowance mailed Apr. 16, 2014", 8 pgs.

"U.S. Appl. No. 13/340,046, Response filed Mar. 20, 2014 to Final Office Action mailed Nov. 20, 2013", 12 pgs.

"U.S. Appl. No. 13/340,046, Response filed Aug. 26, 2013 to Non Final Office Action mailed Apr. 24, 2013", 11 pgs.

"U.S. Appl. No. 14/462,398, 312 Amendment filed Nov. 25, 2015", 7 pgs.

"U.S. Appl. No. 14/462,398, Non Final Office Action mailed Mar. 13, 2015", 17 pgs.

"U.S. Appl. No. 14/462,398, Notice of Allowance mailed Aug. 31, 2015", 9 pgs.

"U.S. Appl. No. 14/462,398, Preliminary Amendment filed Aug. 29, 2014", 7 pgs.

"U.S. Appl. No. 14/462,398, PTO Response to 312 Amendment mailed Jan. 5, 2016", 2 pgs.

"U.S. Appl. No. 14/462,398, Response filed Aug. 3, 2015 to Non Final Office Action mailed Mar. 13, 2015", 20 pgs.

"Australian Application Serial No. 2012362419, First Examiner's Report mailed Mar. 25, 2015", 3 pgs.

"Australian Application Serial No. 2012362419, Response filed Aug. 10, 2015 to First Examiner's Report mailed Mar. 25, 2015", 17 pgs.

"Canadian Application Serial No. 2,856,882, Office Action mailed Sep. 18, 2015", 4 pgs.

"Canadian Application Serial No. 2,856,882, Response filed Mar. 10, 2016 to Office Action mailed Sep. 18, 2015", 24 pgs.

"Chinese Application Serial No. 201280065110.5, Office Action mailed Feb. 2, 2016", 29 pgs.

"Chinese Application Serial No. 201280065110.5, Response filed Jun. 17, 2016 to Office Action mailed Feb. 2, 2016", 12 pgs.

"European Application Serial No. 12862729.6, Office Action filed Aug. 5, 2014", 3 pgs.

"International Application Serial No. PCT/US2012/071848, International Preliminary Report on Patentability mailed Jul. 10, 2014", 6 pgs.

"International Application Serial No. PCT/US2012/071848, International Search Report mailed Mar. 8, 2013", 2 pgs.

"International Application Serial No. PCT/US2012/071848, Written Opinion mailed Mar. 8, 2013", 4 pgs.

"Korean Application Serial No. 2014-7021217, Office Action mailed Oct. 12, 2015", w/ English Translation, 11 pgs.

"Korean Application Serial No. 2014-7021217, Response filed Jan. 12, 2016 to Office Action mailed Oct. 12, 2015", 27 pgs.

"European Application Serial No. 12862729.6, Extended European Search Report mailed Oct. 13, 2016", 8 pgs.

"Australian Application Serial No. 2015275329, Response filed Dec. 8, 2016 to First Examiner Report mailed Nov. 18, 2016", 19 pgs.

"Korean Application Serial No. 2016-7023618, Office Action mailed Nov. 25, 2016" w/ English Translation, 9 pgs.

* cited by examiner

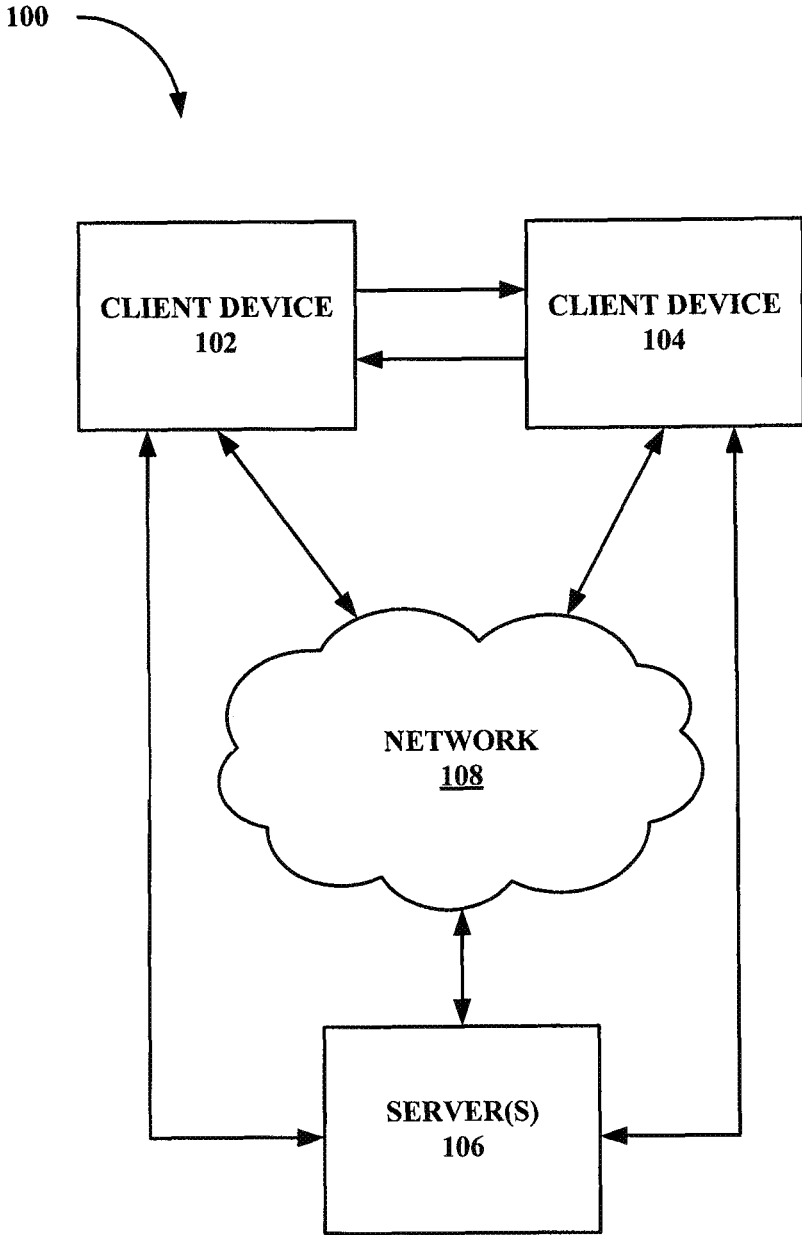


FIG. 1

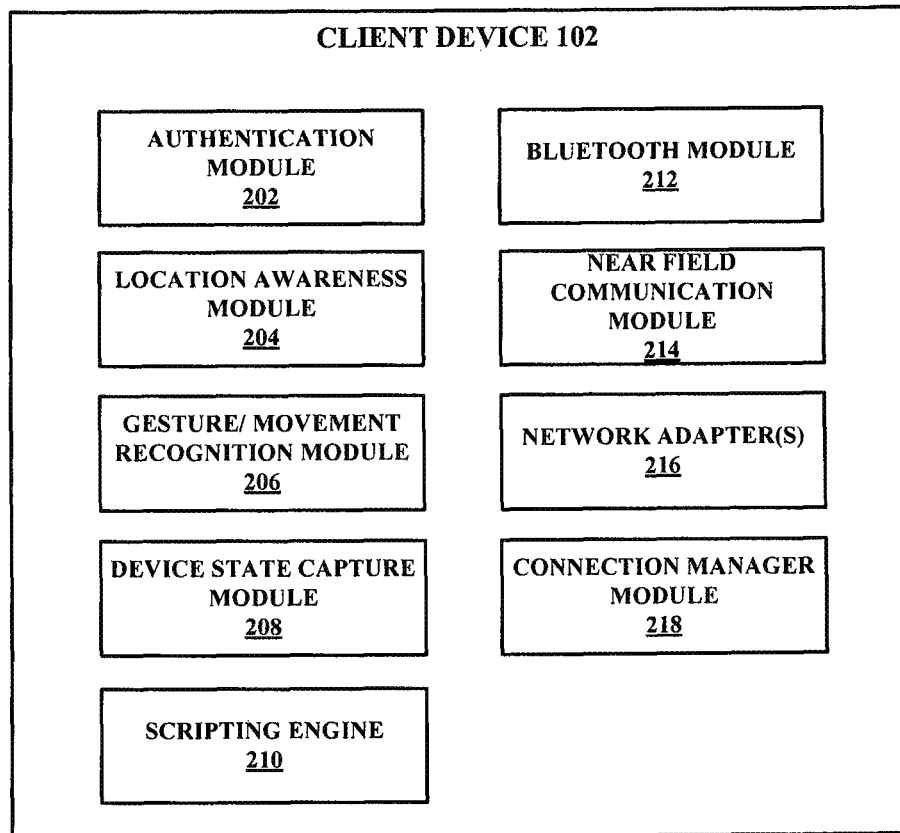


FIG. 2

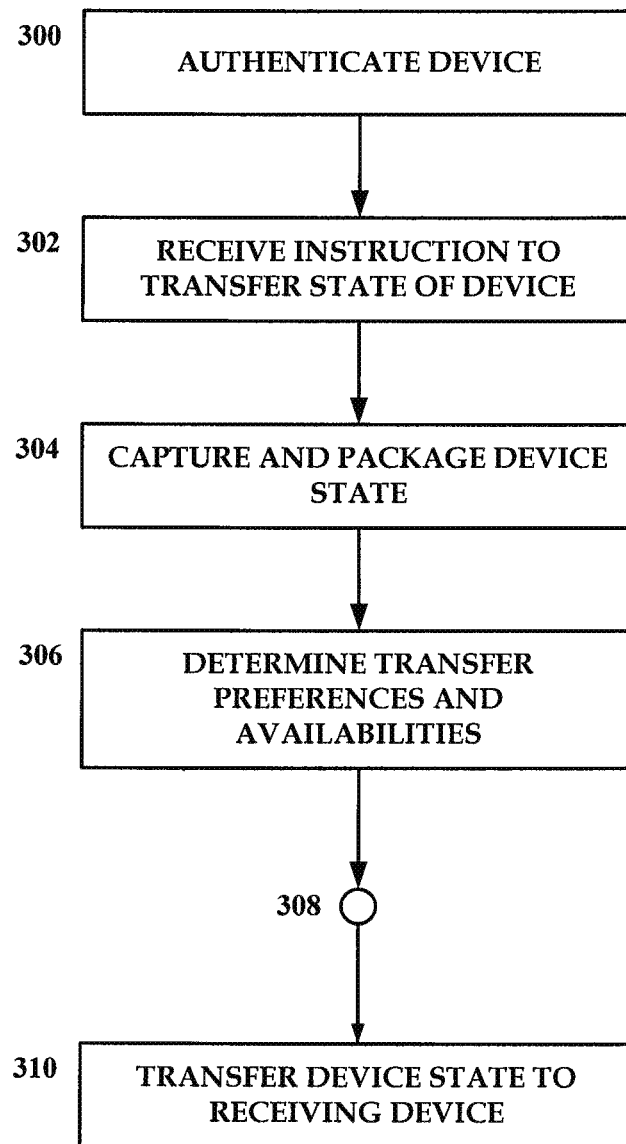


FIG. 3

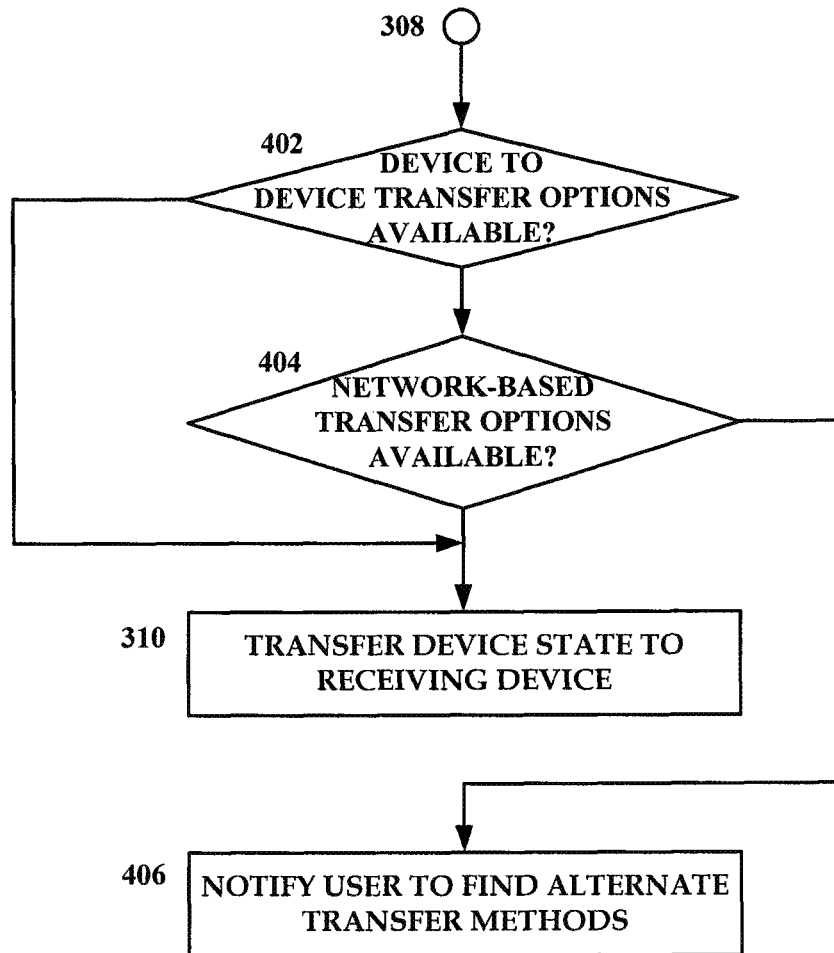


FIG. 4

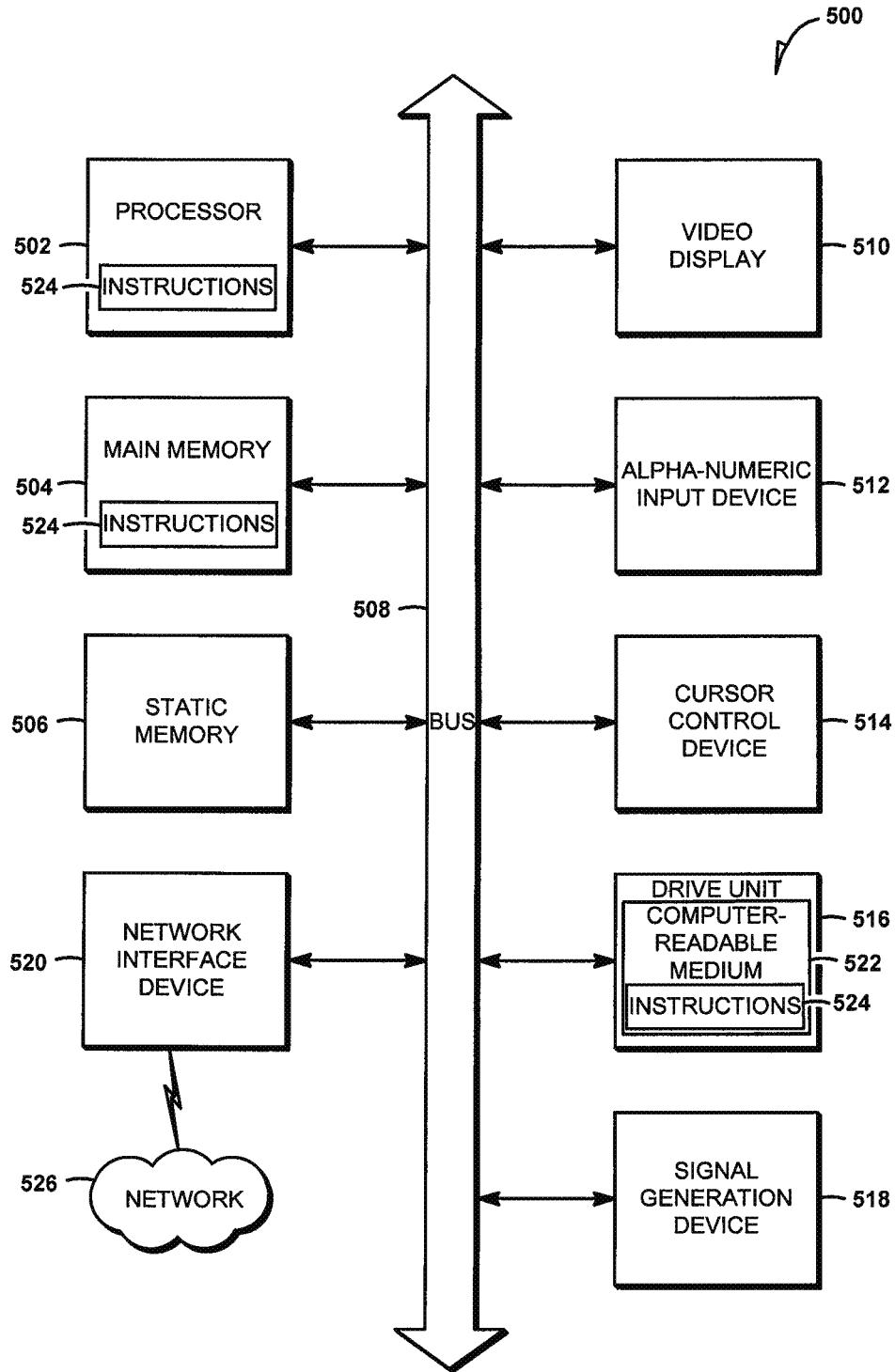


FIG. 5

SYSTEM AND METHOD FOR TRANSFERRING STATES BETWEEN ELECTRONIC DEVICES

REFERENCE TO RELATED APPLICATIONS

This application is a continuation of U.S. patent application Ser. No. 14/462,398, filed Aug. 18, 2014, which is a continuation of U.S. patent application Ser. No. 13/340,046, filed on Dec. 29, 2011, the benefit of priority of each of which is claimed hereby, and which is incorporated herein by reference in their entirety.

TECHNICAL FIELD

Example embodiments of the present disclosure relate generally to electronic devices, and in particular but not by way of limitation, to a system and method for transferring states between electronic devices.

BACKGROUND

It is common for users to use a variety of electronic devices on a daily basis. For example, at various times of the day, a user may use a desktop, tablet, and/or laptop computer at home, a mobile device while traveling, a computer at work. In some cases, the user may execute the same application or perform the same task on one or more of the devices, while in other cases, the user may perform a portion of a task on one device and complete the remainder of the task on a second device. Currently, options are limited and/or cumbersome for transferring the state or progress of a task or item from one device to another if the user needs to switch devices. For example, if a user is working with a document on a first computing device and needs to switch to a second computing device, the user must save his progress on the document and either transmit the document via a network to the second computing device (e.g., via electronic mail, a file sharing site, a fax) or save the document to storage media for transport to the second computing device. Additionally, such steps typically require the performance of additional set up actions to return the user to a state that duplicates the state of the prior device.

BRIEF DESCRIPTION OF DRAWINGS

Various ones of the appended drawings merely illustrate example embodiments of the present invention and cannot be considered as limiting its scope.

FIG. 1 is a block diagram illustrating a network architecture of a system in which client devices may communicate with each other and a server directly or via a network, according to some embodiments.

FIG. 2 is a block diagram illustrating a client device configured to capture and transfer a state of the client device to other devices, according to some embodiments.

FIG. 3 is a flow diagram of an example method for transferring the state of a device from one device to another device, according to some embodiments.

FIG. 4 is a flow diagram of an example method for transferring the state of a device from one device to another device, according to some embodiments.

FIG. 5 is a simplified block diagram of a machine in an example form of a computing system within which a set of instructions for causing the machine to perform any one or more of the methodologies discussed herein may be executed.

DETAILED DESCRIPTION

The description that follows includes systems, methods, techniques, instruction sequences, and computing machine program products that embody illustrative embodiments of the present invention. In the following description, for purposes of explanation, numerous specific details are set forth in order to provide an understanding of various embodiments of the inventive subject matter. It will be evident, however, to those skilled in the art that embodiments of the inventive subject matter may be practiced without these specific details. In general, well-known instruction instances, protocols, structures, and techniques have not been shown in detail.

As used herein, the term “or” may be construed in either an inclusive or exclusive sense. Additionally, although various example embodiments discussed below may refer to a network-based publication system, the embodiments are given merely for clarity in disclosure. Thus, any type of client device operating in a networked environment may employ various embodiments described herein and may be considered as being within a scope of example embodiments. Each of a variety of example embodiments is discussed in detail below.

Example embodiments described herein provide systems and methods for facilitating the transfer of a state of a device from one device to another device. In example embodiments, a request to transfer the state of a device is received. The state of the device may be captured and packaged for transfer. Preferences and availabilities of the channels or methods by which the device state may be transferred are determined. Based on the determined transfer preferences and availabilities, the packaged state of the device may be transferred to another device using a connection determined from the transfer preferences and availabilities. The packaged state may be processed and extracted by the receiving device thereby enabling a user to reproduce the state of the first device on the second device.

By using embodiments of the present invention, a user may efficiently transfer the state of a device to another device, thereby enabling the user to enhance productivity when situations arise that require a user to change devices. Accordingly, one or more of the methodologies discussed herein may obviate a need for cumbersome file and application state transfers and repetitive actions to set up a device to the same state as a previous device.

With reference to FIG. 1, a network architecture of a system **100** in which client devices may communicate with each other and a server directly or via a network is shown, according to some embodiments. A networked server(s) **106** is coupled via a communication network **106** (e.g., the Internet, Local Area Network (LAN), wireless network, cellular network, or a Wide Area Network (WAN)) to one or more client devices **102** and **104**. The client devices **102** and **104** may be connected to each other and the server(s) **106** either directly or via a network using any suitable connections. For example, suitable connections include wireline (such as, for example, Digital Subscriber Line (DSL) or Data Over Cable Service Interface Specification (DOCSIS)), wireless (such as, for example, Wi-Fi or Worldwide Interoperability for Microwave Access (WiMAX)) or optical (such as, for example, Synchronous Optical Network (SONET) or Synchronous Digital Hierarchy (SDH)) connections. Client devices **102** and **104** also may connect to each other or the server(s) **106** using one or more of Bluetooth, Near Field Communication, radio frequency identification (RFID), infrared, Universal Serial Bus (USB), Thunderbolt, or ges-

ture-initiated and/or gesture-driven connections (e.g., Bump). In particular embodiments, one or more connections formed between two devices each may include one or more of an ad hoc network, an intranet, an extranet, a VPN, a LAN, a WLAN, a WAN, a WWAN, a MAN, a portion of the Internet, a portion of the PSTN, a cellular telephone network, or another type of connection, or a combination of two or more such connections. Connections need not necessarily be the same throughout system 100. One or more first connections may differ in one or more respects from one or more second connections. Client devices 102 and 104 may use any of the aforementioned connections to transfer data between each other and/or server(s) 106, including device state information, as will be described in further detail herein.

The networked server(s) 106 may provide storage and connection mechanisms to enable a user to connect two devices and transfer files and/or the state of a device from one device to another. In some embodiments, the user may connect two devices directly using any of the aforementioned protocols discussed above. In other embodiments, the user may indirectly connect two devices via a connection to the server(s) 106 (either directly or through the network 108). In some embodiments, the server(s) 106 may provide a user interface that permits interaction with the server 106 by a user of a device. In some embodiments, the server(s) 106 may form part of a web service that hosts an account for a user to upload, maintain, and download device-related data.

FIG. 2 is a block diagram illustrating a client device configured to capture and transfer a state of the client device to other devices, according to some embodiments. Referring to FIG. 2, the client device 102 or 104 of FIG. 1 may include multiple modules and components that facilitate the transfer of a device state. An authentication module 202 performs authentication procedures on the device 102. In some embodiments, the authentication module 202 may authenticate a user to enable access the device, while in other embodiments, the authentication module 202 may authenticate a user of the device 102 with respect to a third-party device or service (e.g., a web service, a cloud-based service provider). The authentication module 202 may authenticate a user of a device by requiring that the user enter a username and/or password, an authentication code generated from a token (e.g., hardware token, soft token), biometric identification information (e.g., a fingerprint, voice identification, iris scan, facial recognition), or any combination thereof. In some embodiments, upon authentication, the authentication module 202 may generate or provide a token or certificate that may be passed to other devices and services as an indicator that the user of the device is authorized. In some embodiments, the authentication module 202 may pre-authenticate or register the device 102 with a third-party provider of services for enabling the transfer of a device state to avoid requiring the user to authenticate the device 102 before transferring the state of the device 102 to another device.

A location awareness module 204 ascertains the location of the device 102. The location of the device 102 may be a set of coordinates determined by leveraging functionality commonly found in client devices, such as a GPS module. In other embodiments, the location awareness module 204 may determine a location based on one or more other factors, such as IP address, the Wi-Fi network the device 102 is connected to, triangulation, or by the user specifying the location to the device 102. In some embodiments, the device 102 may be authenticated by the authentication module 202

in part based on a detection of a recognized and/or previously authenticated location of the device 102. In some embodiments, location-based authentication also may require an identification of the device itself, such as by using a Media Access Control (MAC) address of the device. For example, if a client device 102 enters the range of previously recognized Wi-Fi network and connects to the Wi-Fi network, the location awareness module 204 may recognize the location of the client device 102. If the client device 102 was previously authenticated on the Wi-Fi network, in some embodiments, the device 102 may be authenticated based on the previous authentication.

A gesture recognition module 206 may recognize gestures performed on or by the client device 102. In some embodiments, recognized gestures may prompt the device 102 to initiate a capture and transfer of the state of the device. For example, a user interface presented on the device 102 may include a selectable user interface element (e.g., a button, an icon) that, when selected, causes the device 102 to capture its current state for transfer to another device. In other embodiments, a recognized gesture performed on a touch-enabled surface of the device 102 may trigger the device state transfer process. In yet another embodiment, a recognized movement of the device may trigger the device state transfer process. For example, if a user moves the device 102 into close proximity to another device, the act of moving the device 102 may be sensed by the device 102 (e.g., by an accelerometer in the device 102) and may be interpreted as a triggering of the device state transfer process.

A device state capture module 208 may capture and package the state of the device 102 upon receiving an indication that the device state is to be transferred. In some embodiments, the device state capture module 208 may record every user application executing on the device 102. A script containing execution paths for the recorded applications may be generated. The script may allow for a receiving device to quickly execute the recorded applications upon receiving the device state transfer. In some embodiments, the state of each executing application also is recorded and/or saved such that execution of the applications on another device causes the applications to be executed at their respective recorded states. The state may include, among other things, a progress within the application (e.g., a level or stage of a game, a stage in a workflow, a location of navigation within a document, such as a web page) and one or more documents being operated on by the application.

In some embodiments, the device state capture module 208 may employ one or more scripts to capture information within applications or pages that may not otherwise be transferred. For example, data inputted into forms or fields of an application or a document being edited in an application may not be captured by merely recording the execution of the application. In these situations, one or more scripts (e.g., Javascript) may capture and save the inputted form or field data and may map the association between the inputted data and the field in which the data was entered to ensure correct population of the form at the receiving device.

In some embodiments, the device state capture module 208 may package the captured applications, application states, and inputted data in a single file. In some embodiments, the single file may include scripts, files, and data captured from the scripts. In some embodiments, the single file may be a zipped or compressed file. To minimize the size of the file and bandwidth needed to transmit the file, hyperlinks or other shortcuts (e.g., pointers, delta files, execution paths) may be packaged instead of an entire

5

application or application state. The file may be executed or unpacked by the receiving device to launch the applications previously executing on the transferring device, open the documents previously being operated on by the applications, and populate the forms with inputted data. In some embodiments, logic contained in the file may aid in correctly populating forms (e.g., web-based forms). In some embodiments, the logic may examine the packaged data relative to the available fields of a form to determine which data should populate which field. In other embodiments, the logic may examine the stored mapping or association between the data and the form fields to correctly populate the form. In some embodiments, an objective of the transfer is to allow current applications to run immediately on the receiving device while more data intensive apps or data are loaded in the background. For example, if a user is working on a Microsoft Powerpoint® file in the background and is currently accessing a web page via the Internet using a browser application, prioritizing the transfer of the data related to the Internet browser application over the Powerpoint data will allow the transfer to appear seamless on the receiving device. Prioritization, in some embodiments, may entail transferring the Internet browser application data first, followed by the Powerpoint data second. In other embodiments, prioritization may entail transferring the Internet browser application data at a faster transfer rate than the Powerpoint data. In yet another embodiment, enough data of the Internet browser application data as is needed to launch the browser application on the receiving device may be transferred before the Powerpoint data is transferred. This approach may enable the application running in the foreground (e.g., the Internet browser application) to be launched first.

A scripting engine **210** may generate scripts as needed to capture data from documents, pages, and forms, among other things. The scripting engine **210** may determine the type of document being processed. In some embodiments, this examination may entail examining the metadata or source of the document to identify and extract the structure and composition of the fields. For example, the scripting engine **210** may parse the source of a web page and identify any fields present as denoted by the appropriate HTML tags (e.g., <form> tag) and input types (e.g., <password> type, <radio> type, <checkbox> type). The scripting engine may generate one or more scripts that are capable of capturing input data entered into the various types of input elements based on the parsing.

A Bluetooth module **212** may provide Bluetooth functionality for the client device **102**. The Bluetooth module **212** may permit the client device **102** to transfer device states to another Bluetooth-enabled device by creating a Personal Area Network (PAN) between the client device **102** and the receiving device. In the event that the client device **102** and the receiving device are not paired, the Bluetooth module **212** may first initiate a pairing between the client device **102** and a receiving device.

A near field communication (NFC) module **214** may permit the client device **102** to transfer device states to a receiving device via radio communications over a short distance, provided that the receiving device also supports NFC communication.

The client device **102** may include one or more network adapters and communication ports **216** to facilitate transfer of devices states. For example, the client device **102** may include a Wi-Fi adapter (e.g., 802.11 standard) to enable Wi-Fi communications. The client device **102** also may include one or more of a standard USB port, a mini-USB

6

port, a micro-USB port, a wireless USB adapter, non-USB wireless adapters, and non-USB wired ports and adapters. Any and all of these adapters and ports may be used to transfer state information of the client device **102** to a receiving device.

A connection manager module **218** may determine the appropriate connection to use to transfer a device state from the client device **102** to a receiving device. The connection manager module **218** may store a prioritized list of connection types. In some embodiments, the list may be user-defined. The prioritized list of connection types may specify an order of preferred connections. For example, the client device **102** may preferably use Wi-Fi to transfer a device state if Wi-Fi is an available connection type. If Wi-Fi is not enabled, the list may specify that NFC is the next preferred connection type, followed by Bluetooth, and as a last resort by a cellular connection to a cloud-based storage provider. In some embodiments, the prioritized list of connection types may be dynamically determined based on available connections, the amount of data to be transferred to the receiving device, the bandwidth of the available connections, and the amount of time required to transfer the device state via each available connection. The connection manager module **218** may open and initiate the selected connection channel and may oversee the transfer of the device state to the receiving device.

FIG. 3 is a flow diagram of an example method for transferring the state of a device from one device to another device, according to some embodiments. In block **300**, a user of a client device may be authenticated. In some embodiments, the authentication may be performed by the client device, such as, for example, by requiring the user to enter credentials (e.g., username and password, token code, biometric data). In some embodiments, further authentication may be performed by a third-party service provider, such as a cloud-based storage provider that the client device **102** intends to use to transfer a device state to a receiving device. In some embodiments, authentication may be stored and pre-approved to eliminate the need for the user to provide authentication each time the user wishes to transfer a device state.

In block **302**, the device or third-party facilitator (e.g., cloud-based service provider) of a device state transfer may receive an instruction to transfer the state of the device. The instruction may be received in a variety of ways, including by an input selection performed on an input element of a user interface of the client device, by a recognized gesture performed by the device itself or performed on a touch-enabled interface of the device, by voice command or recognition, or by other biometric identification or user-performed action. The instruction may comprise an input to transfer the device state or may include additional instructions specifying such things as a subset of the device state (e.g., transfer only the state of one of three executing applications) to transfer or a designation of one or more preferred communication channels to use (e.g., use only Wi-Fi or Bluetooth).

In block **304**, the device state capture module **208** of FIG. 2 may capture the device state or subset of device state and package the captured state for transfer to a receiving device. In some embodiments, capturing the device state may comprise recording and/or logging the applications executing on the device, saving a copy of documents and files in use (e.g., opened, edited, manipulated, operated on) on the device, recording and/or logging one or more web pages opened, executing one or more scripts to extract data (e.g., form-

based data, data entered into data fields, metadata) from documents or pages that would otherwise be lost.

In some embodiments, capturing the device state further may include identifying and gathering one or more files that, while not open on the device, have been designated by the user as files to be transferred. For example, the user may wish to transfer one or more songs, video files, movies, contacts, bookmarks, preferences, or coupons to a receiving device. One example where the transfer of such documents may be useful is in setting up a new device to replicate the settings of the old device. For example, when a user buys a new mobile device, the user may wish to import settings, contacts, and files (e.g., songs, movies, documents) from the old mobile device to the new mobile device. The device state capture module 208 may gather these files and settings and package them with or instead of the device state.

In some embodiments, the device state capture module 208 may package the device state and/or selected files and settings in a single file. In some embodiments, the file may be a zipped or compressed file that may be unpacked by a receiving device to yield one or more files or scripts that reproduce the state of a device on a receiving device. In some embodiments, hyperlinks and execution paths may be recorded and used in place of packaging an actual application for transfer. In the event a receiving device does not have an application installed, the package may specify a location from which the application may be downloaded and installed on the receiving device. In other embodiments, an error message may be generated and provided to a user indicating that the receiving device cannot fully reproduce the state of a transferring device.

In block 306, the device may determine transfer preferences and connection type availabilities. The connection manager module 218 of FIG. 2 may select a connection type to use to transfer the device state package from the transferring device to the receiving device. Selection of the connection type may depend on connection type availabilities and compatibilities (e.g., whether both devices support a particular connection type) as well as the size of the device state package being transferred, the amount of time estimated to transfer the device state package, the available bandwidth of each connection type, and user preferences for particular connection types, among other things. Possible direct transfer connection types include Wi-Fi, Bluetooth, NFC, cellular connections, or any other wireless connection capable of being formed between two devices and wired connections such as USB, Thunderbolt, Ethernet, non-USB wired connections (e.g., FireWire), and the like. Possible indirect transfer connection types may utilize cellular or Wi-Fi connections to transfer the device state package to a remote network service provider (e.g., cloud-based service provider) that routes the device state package via a network to a receiving device. In some embodiments, routing a transfer of a device state package through a cloud-based service provider may be desirable in that a copy of the device state package that is being transferred is stored for future reference or access.

The determination of transfer preferences is further explained in detail at block 308, which will be expanded upon in FIG. 4.

At block 310, the device state is transferred to the receiving device, where it may be processed. The device state of the transferring device may be reproduced on the receiving device, thereby providing an efficient way to seamlessly transition from using one device to using another device. Productivity may be increased using the systems and

methods described herein as a user can quickly and easily transfer the user's work from one device to another.

FIG. 4 is a flow diagram of an example method for transferring the state of a device from one device to another device, according to some embodiments. At decision block 402, which follows block 308 of FIG. 3, the connection manager module 218 may determine the direct device-to-device transfer options that are available. The connection manager module 218 may determine whether the two devices (transferring and receiving) support the same connection types. For example, it may be determined that both devices support NFC. If direct device-to-device connection options are available, the connection manager module 218 may determine and select a connection type to use for the device state transfer using the criteria discussed herein. In some embodiments, the connection manager module 218 may employ an algorithm that assigns weights to the various factors that influence the selection of a connection type as discussed herein. Once a connection type has been specified, the example method may proceed to block 310 of FIG. 3 where the device state may be transferred to the receiving device.

If direct connections between the two devices are unavailable or untenable, the example method proceeds to decision block 404, where it is determined if network-based transfer options are available. Network-based transfer options may include Wi-Fi, Bluetooth, and cellular (e.g., 3G, 4G) connections. In some embodiments, two devices may connect directly via a network, such as by using Wi-Fi to transmit a device state. In other embodiments, the transferring device may use a network connection (e.g., Wi-Fi) to transmit the device state to a remote network device (e.g., a cloud-based service provider) from which a receiving device may download the device state. As discussed herein, the connection manager 218 may select a network-based connection based on the factors previously discussed. Once a connection type has been specified, the example method may proceed to block 310 of FIG. 3 where the device state may be transferred to the receiving device using the selected connection.

If network-based connections are also unavailable, at block 406, a notification may be provided to the user to find alternate transfer connections. At this point, the user may choose to employ a wired connection (e.g., via USB cable) to transfer the device state or may opt to wait until a suitable connection is established between the devices. Modules, Components, and Logic

Additionally, certain embodiments described herein may be implemented as logic or a number of modules, engines, components, or mechanisms. A module, engine, logic, component, or mechanism (collectively referred to as a "module") may be a tangible unit capable of performing certain operations and configured or arranged in a certain manner. In certain example embodiments, one or more computer systems (e.g., a standalone, client, or server computer system) or one or more components of a computer system (e.g., a processor or a group of processors) may be configured by software (e.g., an application or application portion) or firmware (note that software and firmware can generally be used interchangeably herein as is known by a skilled artisan) as a module that operates to perform certain operations described herein.

In various embodiments, a module may be implemented mechanically or electronically. For example, a module may comprise dedicated circuitry or logic that is permanently configured (e.g., within a special-purpose processor, application specific integrated circuit (ASIC), or array) to perform certain operations. A module may also comprise pro-

grammable logic or circuitry (e.g., as encompassed within a general-purpose processor or other programmable processor) that is temporarily configured by software or firmware to perform certain operations as described herein. It will be appreciated that a decision to implement a module mechanically, in dedicated and permanently configured circuitry, or in temporarily configured circuitry (e.g., configured by software) may be driven by, for example, cost, time, energy-usage, and package size considerations.

Accordingly, the term “module” should be understood to encompass a tangible entity, be that an entity that is physically constructed, permanently configured (e.g., hardwired), or temporarily configured (e.g., programmed) to operate in a certain manner or to perform certain operations described herein. Considering embodiments in which modules or components are temporarily configured (e.g., programmed), each of the modules or components need not be configured or instantiated at any one instance in time. For example, where the modules or components comprise a general-purpose processor configured using software, the general-purpose processor may be configured as respective different modules at different times. Software may accordingly configure the processor to constitute a particular module at one instance of time and to constitute a different module at a different instance of time. The processor may be temporary configured or permanently configured to perform relevant operations. Whether temporarily configured or permanently configured, such processors may constitute processor-implemented modules that operate to perform one or more operations or functions.

Modules can provide information to, and receive information from, other modules. Accordingly, the described modules may be regarded as being communicatively coupled. Where multiples of such modules exist contemporaneously, communications may be achieved through signal transmission (e.g., over appropriate circuits and buses) that connect the modules. In embodiments in which multiple modules are configured or instantiated at different times, communications between such modules may be achieved, for example, through the storage and retrieval of information in memory structures to which the multiple modules have access. For example, one module may perform an operation and store the output of that operation in a memory device to which it is communicatively coupled. A further module may then, at a later time, access the memory device to retrieve and process the stored output. Modules may also initiate communications with input or output devices and can operate on a resource (e.g., a collection of information).

Example Machine Architecture and Machine-Readable Medium

With reference to FIG. 5, an example embodiment extends to a machine in the example form of a computer system 500 within which instructions for causing the machine to perform any one or more of the methodologies discussed herein may be executed. In alternative example embodiments, the machine operates as a standalone device or may be connected (e.g., networked) to other machines. In a networked deployment, the machine may operate in the capacity of a server or a client machine in server-client network environment, or as a peer machine in a peer-to-peer (or distributed) network environment. The machine may be a personal computer (PC), a tablet PC, a set-top box (STB), a Personal Digital Assistant (PDA), a cellular telephone, a web appliance, a network router, a switch or bridge, or any machine capable of executing instructions (sequential or otherwise) that specify actions to be taken by that machine. Further, while only a single machine is illustrated, the term

“machine” shall also be taken to include any collection of machines that individually or jointly execute a set (or multiple sets) of instructions to perform any one or more of the methodologies discussed herein.

The example computer system 500 may include a processor 502 (e.g., a central processing unit (CPU), a graphics processing unit (GPU) or both), a main memory 504 and a static memory 506, which communicate with each other via a bus 508. The computer system 500 may further include a video display unit 510 (e.g., a liquid crystal display (LCD) or a cathode ray tube (CRT)). In example embodiments, the computer system 500 also includes one or more of an alpha-numeric input device 512 (e.g., a keyboard), a user interface (UI) navigation device or cursor control device 514 (e.g., a mouse), a disk drive unit 516, a signal generation device 518 (e.g., a speaker), and a network interface device 520.

Machine-Readable Storage Medium

The disk drive unit 516 includes a machine-readable storage medium 922 on which is stored one or more sets of instructions 524 and data structures (e.g., software instructions) embodying or used by any one or more of the methodologies or functions described herein. The instructions 524 may also reside, completely or at least partially, within the main memory 504 or within the processor 502 during execution thereof by the computer system 500, with the main memory 504 and the processor 502 also constituting machine-readable media.

While the machine-readable storage medium 522 is shown in an example embodiment to be a single medium, the term “machine-readable storage medium” may include a single medium or multiple media (e.g., a centralized or distributed database, or associated caches and servers) that store the one or more instructions. The term “machine-readable medium” shall also be taken to include any tangible medium that is capable of storing, encoding, or carrying instructions for execution by the machine and that cause the machine to perform any one or more of the methodologies of embodiments of the present invention, or that is capable of storing, encoding, or carrying data structures used by or associated with such instructions. The term “machine-readable storage medium” shall accordingly be taken to include, but not be limited to, solid-state memories and optical and magnetic media. Specific examples of machine-readable storage media include non-volatile memory, including by way of example semiconductor memory devices (e.g., Erasable Programmable Read-Only Memory (EPROM), Electrically Erasable Programmable Read-Only Memory (EEPROM), and flash memory devices); magnetic disks such as internal hard disks and removable disks; magneto-optical disks; and CD-ROM and DVD-ROM disks.

Transmission Medium

The instructions 524 may further be transmitted or received over a communications network 526 using a transmission medium via the network interface device 520 and utilizing any one of a number of well-known transfer protocols (e.g., HTTP). Examples of communication networks include a local area network (LAN), a wide area network (WAN), the Internet, mobile telephone networks, POTS networks, and wireless data networks (e.g., WiFi and WiMax networks). The term “transmission medium” shall be taken to include any intangible medium that is capable of storing, encoding, or carrying instructions for execution by the machine, and includes digital or analog communications signals or other intangible medium to facilitate communication of such software.

11

Although an overview of the inventive subject matter has been described with reference to specific example embodiments, various modifications and changes may be made to these embodiments without departing from the broader spirit and scope of embodiments of the present invention. Such embodiments of the inventive subject matter may be referred to herein, individually or collectively, by the term “invention” merely for convenience and without intending to voluntarily limit the scope of this application to any single invention or inventive concept if more than one is, in fact, disclosed.

The embodiments illustrated herein are described in sufficient detail to enable those skilled in the art to practice the teachings disclosed. Other embodiments may be used and derived therefrom, such that structural and logical substitutions and changes may be made without departing from the scope of this disclosure. The Detailed Description, therefore, is not to be taken in a limiting sense, and the scope of various embodiments is defined only by the appended claims, along with the full range of equivalents to which such claims are entitled.

Moreover, plural instances may be provided for resources, operations, or structures described herein as a single instance. Additionally, boundaries between various resources, operations, modules, engines, and data stores are somewhat arbitrary, and particular operations are illustrated in a context of specific illustrative configurations. Other allocations of functionality are envisioned and may fall within a scope of various embodiments of the present invention. In general, structures and functionality presented as separate resources in the example configurations may be implemented as a combined structure or resource. Similarly, structures and functionality presented as a single resource may be implemented as separate resources. These and other variations, modifications, additions, and improvements fall within a scope of embodiments of the present invention as represented by the appended claims. The specification and drawings are, accordingly, to be regarded in an illustrative rather than a restrictive sense.

What is claimed is:

1. A system comprising:

a memory device for storing instructions; and
a processor, which, when executing the instructions, causes the system to perform operations comprising:
receiving an instruction to transfer a current state of a first device to a second device to reproduce the current state of the first device on the second device, the current state of the first device including application states associated with a plurality of corresponding applications executing on the first device at the time of receiving the instruction;

in response to receiving the instruction, capturing information associated with the current state of the first device, the captured information including the application states associated with the plurality of corresponding applications that are executing on the first device at the time of receiving the instruction;

selecting a communication connection option to transfer the current state of the first device to the second device based on available connection types between the first device and the second device, the available connection types including at least one of a device-to-device connection option or a network-based connection option; and

12

transferring the current state of the first device, using the selected communication connection option, to enable the second device to reproduce the current state of the first device.

2. The system of claim 1, wherein the operation of capturing the information associated with the current state of the first device further comprises:

saving information associated with the current state before the transferring, the information associated with the current state including at least one of open documents, web pages, progress, or a combination thereof.

3. The system of claim 2, wherein the operation of capturing the information associated with the current state of the first device further comprises:

packaging the information associated with the current state into a transfer file.

4. The system of claim 1, wherein the operation of selecting the communication connection option to transfer the current state of the first device to the second device based on the available connection types between the first device and the second device further comprises:

determining availability of device-to-device connection options and network-based connections options; and either:

responsive to at least one device-to-device connection option being available, selecting the device-to-device connection option; or

responsive to no device-to-device connection option being available and at least one network-based connection option being available, selecting the network-based connection option.

5. The system of claim 1, wherein the selected communication connection option representing the device-to-device connection option is selected from a group of available connection types consisting of a near field communication connection option, a Bluetooth connection option, and a Wi-Fi connection option, and a cellular connection option.

6. The system of claim 1, wherein the selected communication connection option representing the network-based connection option is selected from a group of available connection types consisting of a Wi-Fi connection option, a Bluetooth connection option, and a cellular connection option.

7. The system of claim 1, wherein the operation of selecting the communication connection option to transfer the current state of the first device to the second device based on the available connection types between the first device and the second device further comprises:

retrieving a prioritized list of connection types specifying an order of the connection types; and

selecting the communication connection option to transfer the current state of the first device to the second device based on a combination of the prioritized list of connection types and the available connection types.

8. The system of claim 1, wherein the operation of selecting the communication connection option to transfer the current state of the first device to the second device based on the available connection types between the first device and the second device further comprises:

dynamically determining a prioritized list of connection types based on at least one of the available connections, an amount of data to be transferred to the second device, bandwidth of the available connections, or an amount of time to transfer the current state of the first device to the second device via each of the available connections.

13

9. The system of claim 1, wherein the operation of transferring the current state of the first device, using the selected communication connection option, to enable the second device to reproduce the current state of the first device further comprises:

transferring the current state of the first device to the second device indirectly via a cloud-based service provider.

10. A method comprising:

receiving an instruction to transfer a current state of a first device to a second device to reproduce the current state of the first device on the second device, the current state of the first device including application states associated with a plurality of corresponding applications executing on the first device at the time of receiving the instruction;

in response to receiving the instruction, capturing information associated with the current state of the first device, the captured information including the application states associated with the plurality of corresponding applications that are executing on the first device at the time of receiving the instruction;

selecting, by a hardware processor, a communication connection option to transfer the current state of the first device to the second device based on available connection types between the first device and the second device, the available connection types including at least one of a device-to-device connection option or a network-based connection option; and

transferring the current state of the first device, using the selected communication connection option, to enable the second device to reproduce the current state of the first device.

11. The method of claim 10, wherein capturing the information associated with the current state of the first device further comprises:

saving information associated with the current state before the transferring, the information associated with the current state including at least one of open documents, web pages, progress, or a combination thereof.

12. The method of claim 10, wherein capturing the information associated with the current state of the first device further comprises:

packaging the information associated with the current state into a transfer file.

13. The method of claim 10, wherein selecting the communication connection option to transfer the current state of the first device to the second device based on the available connection types between the first device and the second device further comprises:

determining availability of device-to-device connection options and network-based connections options; and either:

responsive to at least one device-to-device connection option being available, selecting the device-to-device connection option; or

responsive to no device-to-device connection option being available and at least one network-based connection option being available, selecting the network-based connection option.

14. The method of claim 10, wherein the selected communication connection option representing the device-to-device connection option is selected from a group of available connection types consisting of a near field communication connection option, a Bluetooth connection option, and a Wi-Fi connection option, and a cellular connection option.

14

15. The method of claim 10, wherein the selected communication connection option representing the network-based connection option is selected from a group of available connection types consisting of a Wi-Fi connection option, a Bluetooth connection option, and a cellular connection option.

16. The method of claim 10, wherein selecting the communication connection option to transfer the current state of the first device to the second device based on the available connection types between the first device and the second device further comprises:

retrieving a prioritized list of connection types specifying an order of the connection types; and

selecting the communication connection option to transfer the current state of the first device to the second device based on a combination of the prioritized list of connection types and the available connection types.

17. The method of claim 10, wherein selecting the communication connection option to transfer the current state of the first device to the second device based on the available connection types between the first device and the second device further comprises:

dynamically determining a prioritized list of connection types based on at least one of the available connections, an amount of data to be transferred to the second device, bandwidth of the available connections, or an amount of time to transfer the current state of the first device to the second device via each of the available connections.

18. The method of claim 10, wherein transferring the current state of the first device, using the selected communication connection option, to enable the second device to reproduce the current state of the first device further comprises:

transferring the current state of the first device to the second device indirectly via a cloud-based service provider.

19. A non-transitory machine-readable storage medium storing instructions which, when executed by at least one processor of a machine, cause the machine to perform operations comprising:

receiving an instruction to transfer a current state of a first device to a second device to reproduce the current state of the first device on the second device, the current state of the first device including application states associated with a plurality of corresponding applications executing on the first device at the time of receiving the instruction;

in response to receiving the instruction, capturing information associated with the current state of the first device, the captured information including the application states associated with the plurality of corresponding applications that are executing on the first device at the time of receiving the instruction;

selecting a communication connection option to transfer the current state of the first device to the second device based on available connection types between the first device and the second device, the available connection types including at least one of a device-to-device connection option or a network-based connection option; and

transferring the current state of the first device, using the selected communication connection option, to enable the second device to reproduce the current state of the first device.

20. The storage medium of claim 19, wherein the operation of transferring the current state of the first device, using

the selected communication connection option, to enable the second device to reproduce the current state of the first device further comprises:

transferring the current state of the first device to the second device indirectly via a cloud-based service provider.

* * * * *