



US009598259B2

(12) **United States Patent**  
**Fukuda**

(10) **Patent No.:** **US 9,598,259 B2**  
(45) **Date of Patent:** **Mar. 21, 2017**

- (54) **NOTEBOOK AND PROCESS FOR PRODUCTION THEREOF**
- (71) Applicant: **YUGENGAISHA MISATOMIRAI21**, Taito-ku (JP)
- (72) Inventor: **Manabu Fukuda**, Misato (JP)
- (73) Assignee: **YUGENGAISHA MISATOMIRAI21**, Taito-ku (JP)
- (\* ) Notice: Subject to any disclaimer, the term of this patent is extended or adjusted under 35 U.S.C. 154(b) by 140 days.

- (58) **Field of Classification Search**  
CPC ..... B65H 45/20; B65H 45/228; B41M 3/14; B42D 15/006  
USPC ..... 270/21.1; 109/25; 358/3.28  
See application file for complete search history.

- (56) **References Cited**  
U.S. PATENT DOCUMENTS  
3,518,940 A \* 7/1970 Stroud et al. .... B41F 17/007  
101/111  
4,620,725 A \* 11/1986 Maehashi ..... B42D 1/06  
148/105

(Continued)

FOREIGN PATENT DOCUMENTS

- CN 2036107 U 4/1989
- CN 2182061 Y 11/1994

(Continued)

OTHER PUBLICATIONS

Office Action issued Oct. 27, 2015 in Chinese Patent Application No. 201410515581.2 (with English language translation).

*Primary Examiner* — Patrick Mackey  
(74) *Attorney, Agent, or Firm* — Oblon, McClelland, Maier & Neustadt, L.L.P.

(21) Appl. No.: **14/491,007**

(22) Filed: **Sep. 19, 2014**

(65) **Prior Publication Data**  
US 2015/0091288 A1 Apr. 2, 2015

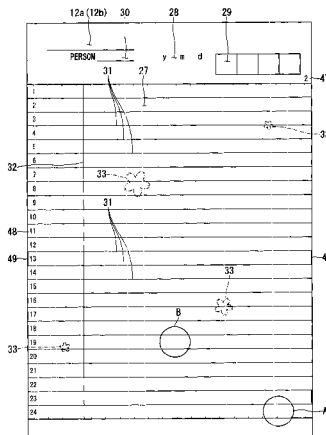
(30) **Foreign Application Priority Data**  
Oct. 1, 2013 (JP) ..... 2013-206367

- (51) **Int. Cl.**  
**B41M 3/14** (2006.01)  
**B65H 39/10** (2006.01)  
**B42D 5/02** (2006.01)  
**B42D 15/00** (2006.01)  
**B42F 7/02** (2006.01)  
**B42F 7/04** (2006.01)  
**B42D 25/30** (2014.01)  
**B65H 45/20** (2006.01)

- (52) **U.S. Cl.**  
CPC ..... **B65H 39/10** (2013.01); **B42D 5/023** (2013.01); **B42D 15/008** (2013.01); **B42D 25/30** (2014.10); **B42F 7/02** (2013.01); **B42F 7/04** (2013.01); **B65H 45/20** (2013.01); **B41M 3/14** (2013.01)

- (57) **ABSTRACT**  
A notebook including a group of a preset number of consecutive unit forms which are printed on both faces thereof and spreadably zigzag-folded is produced through a process that includes: printing on both surfaces of a continuous web by two printers each equipped with an endless belt-shaped printing plate, with intermediate inversion of the two surfaces of the web, followed by zig-zag folding and cutting and separating the printed web for each of the preset number of forms. The obtained notebook is capable of preventing falsification and missing pages by inclusion of a horizontal ruled line provided in a main data region and formed of a succession of micro characters.

**13 Claims, 10 Drawing Sheets**



(56)

**References Cited**

U.S. PATENT DOCUMENTS

4,817,525 A \* 4/1989 Yagi ..... B41F 13/14  
101/219  
5,065,992 A \* 11/1991 Crowley ..... B42F 21/02  
270/39.05  
5,149,075 A \* 9/1992 Crowley ..... B65H 45/20  
270/39.02  
5,178,418 A \* 1/1993 Merry ..... B41M 3/14  
283/73  
5,279,536 A \* 1/1994 Abreu ..... B65H 45/1015  
226/108  
8,573,651 B2 \* 11/2013 Seki ..... D21H 21/42  
281/2  
9,028,929 B2 \* 5/2015 Sekine ..... C09D 11/50  
428/29  
2003/0047643 A1 \* 3/2003 Lamothe ..... G03B 1/42  
242/615.21  
2013/0220154 A1 \* 8/2013 Fukuda ..... B41F 13/10  
101/219  
2014/0021674 A1 \* 1/2014 Fujio ..... B42B 2/00  
270/21.1

FOREIGN PATENT DOCUMENTS

EP 2 636 526 A1 9/2013  
JP 2011-53424 3/2011  
JP 2012-96490 5/2012  
JP 5324950 B2 10/2013  
JP 5342950 11/2013

\* cited by examiner

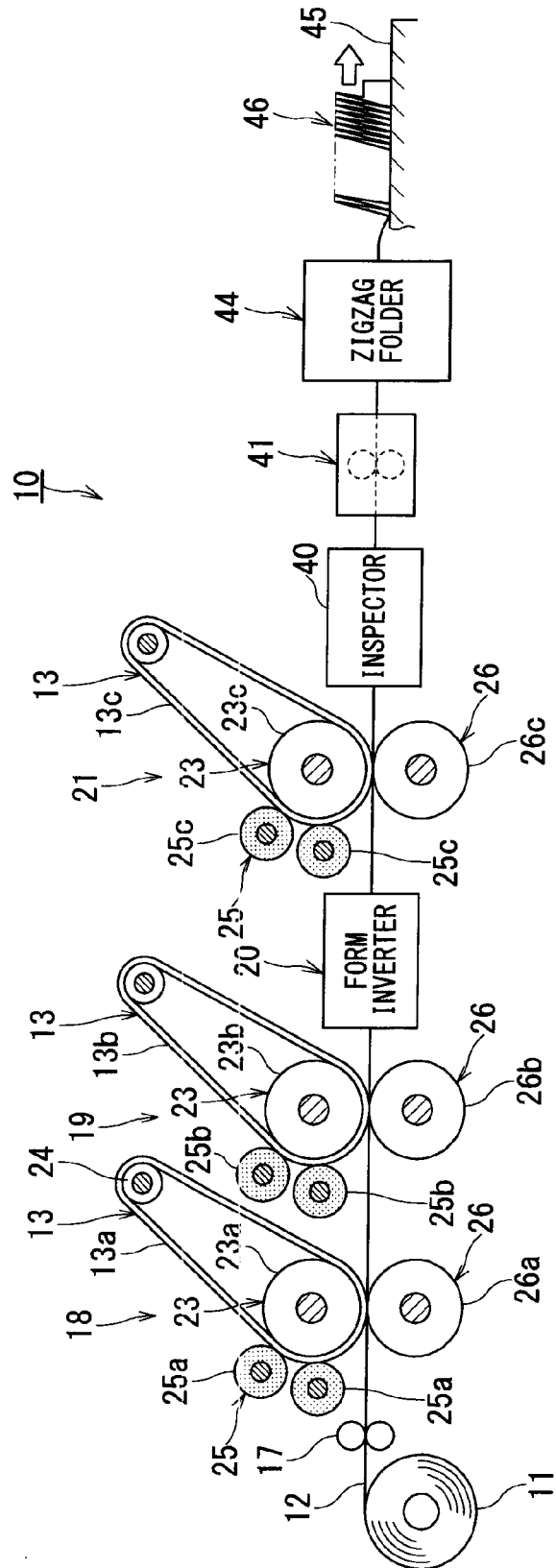


FIG. 1

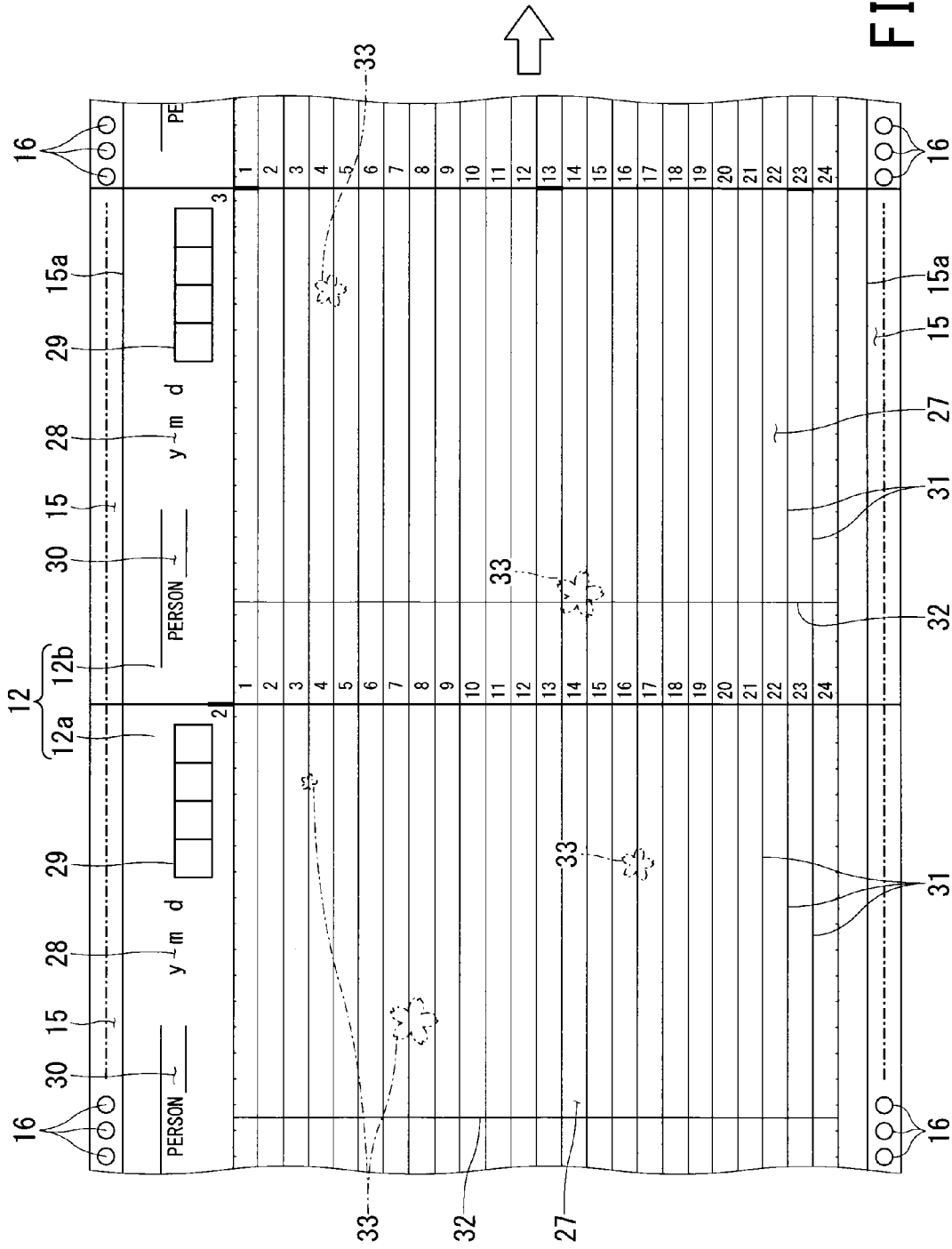
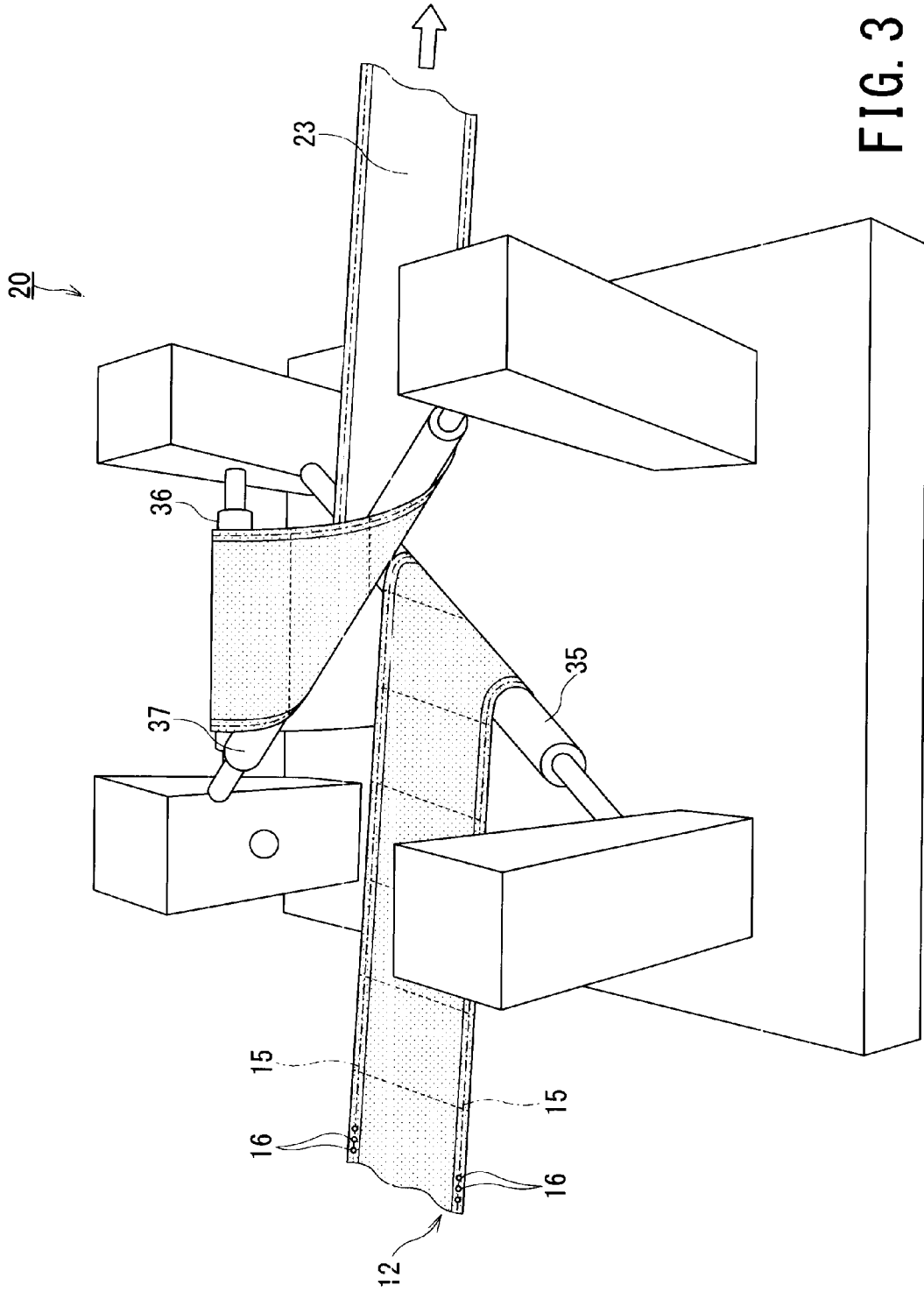


FIG. 2



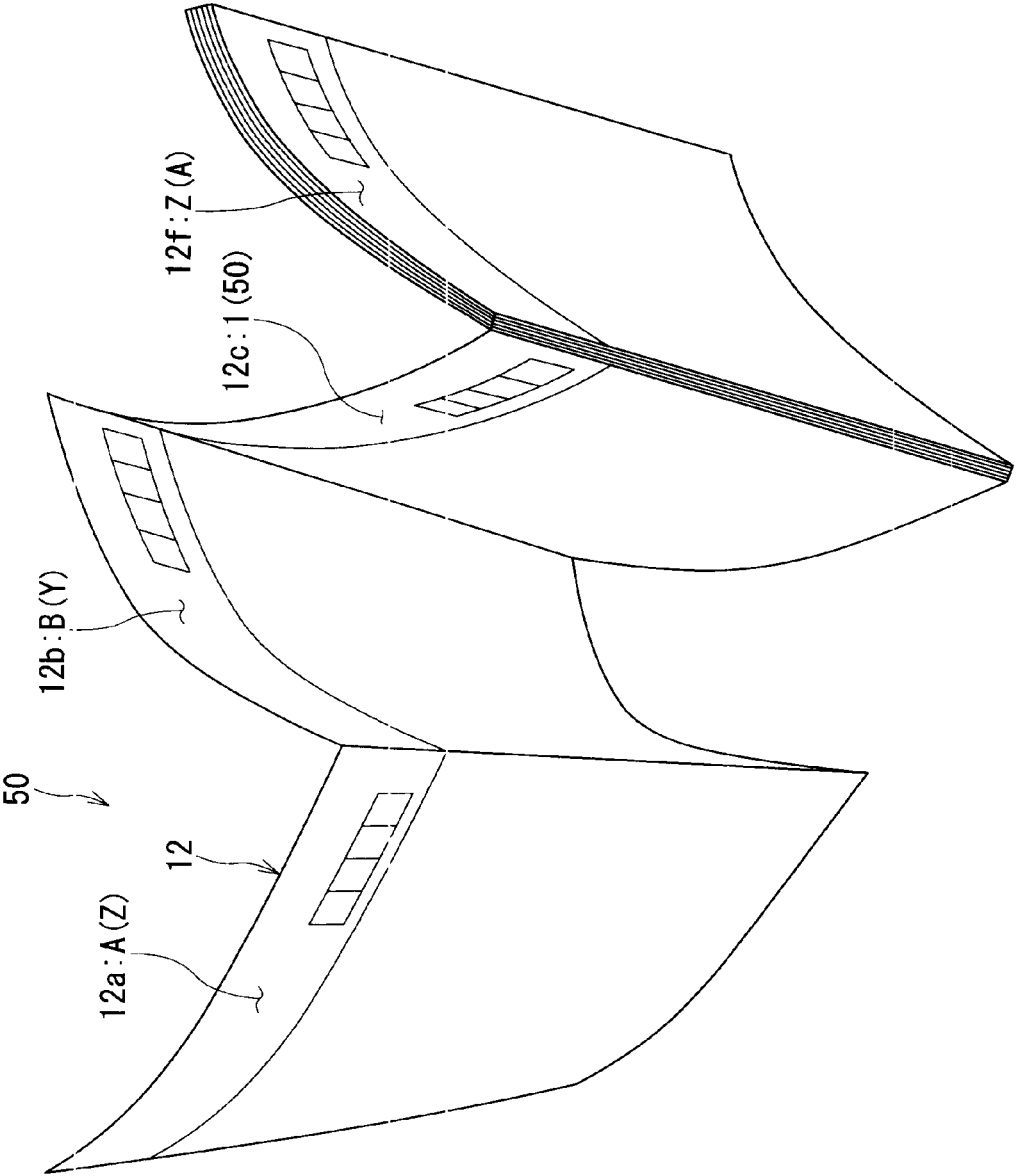


FIG. 4

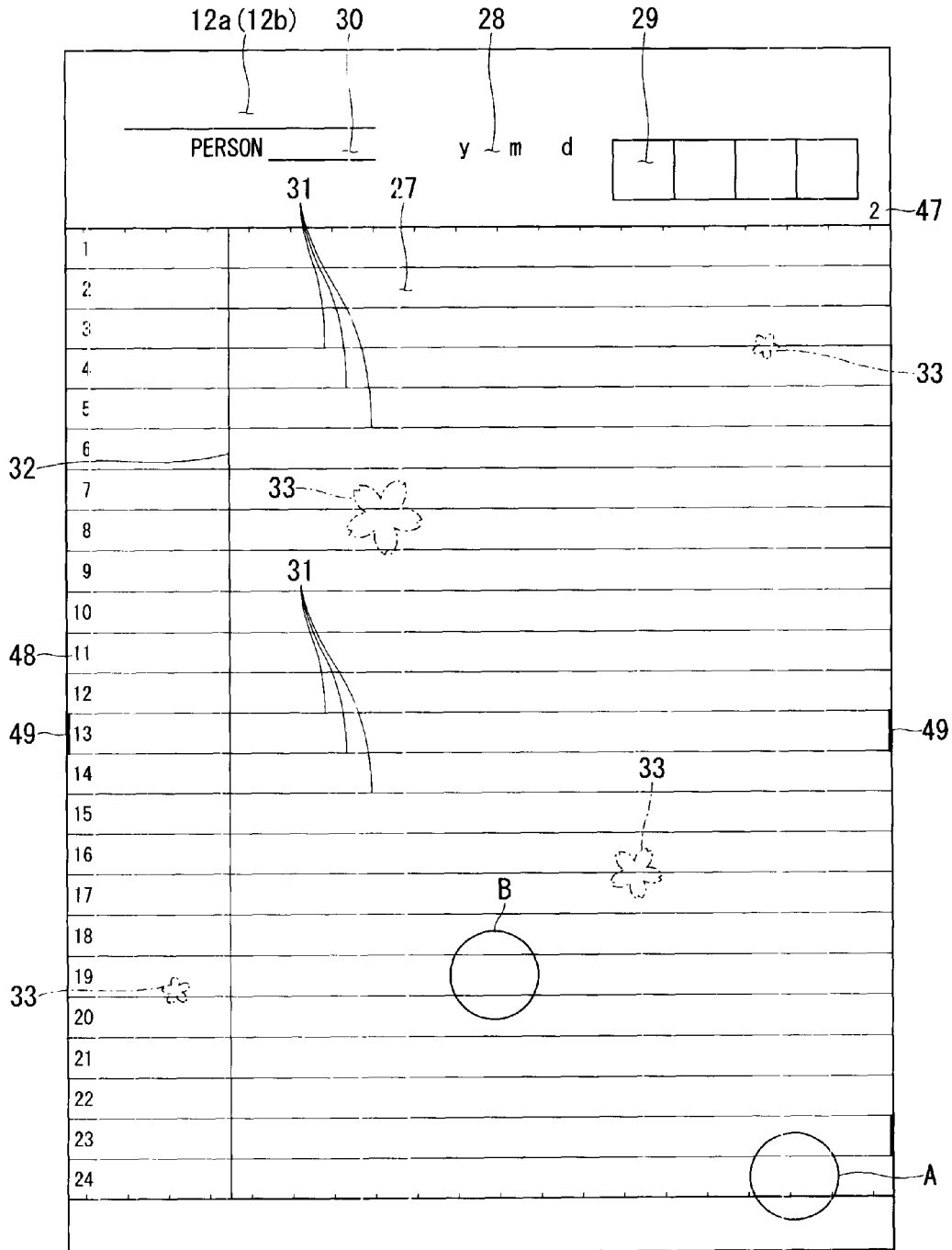


FIG. 5

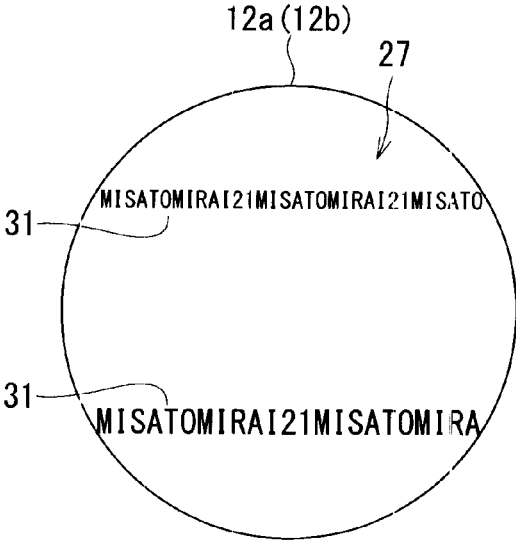


FIG. 6A

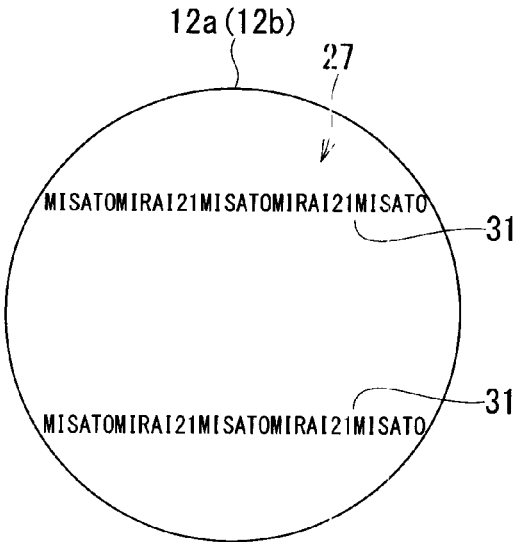


FIG. 6B



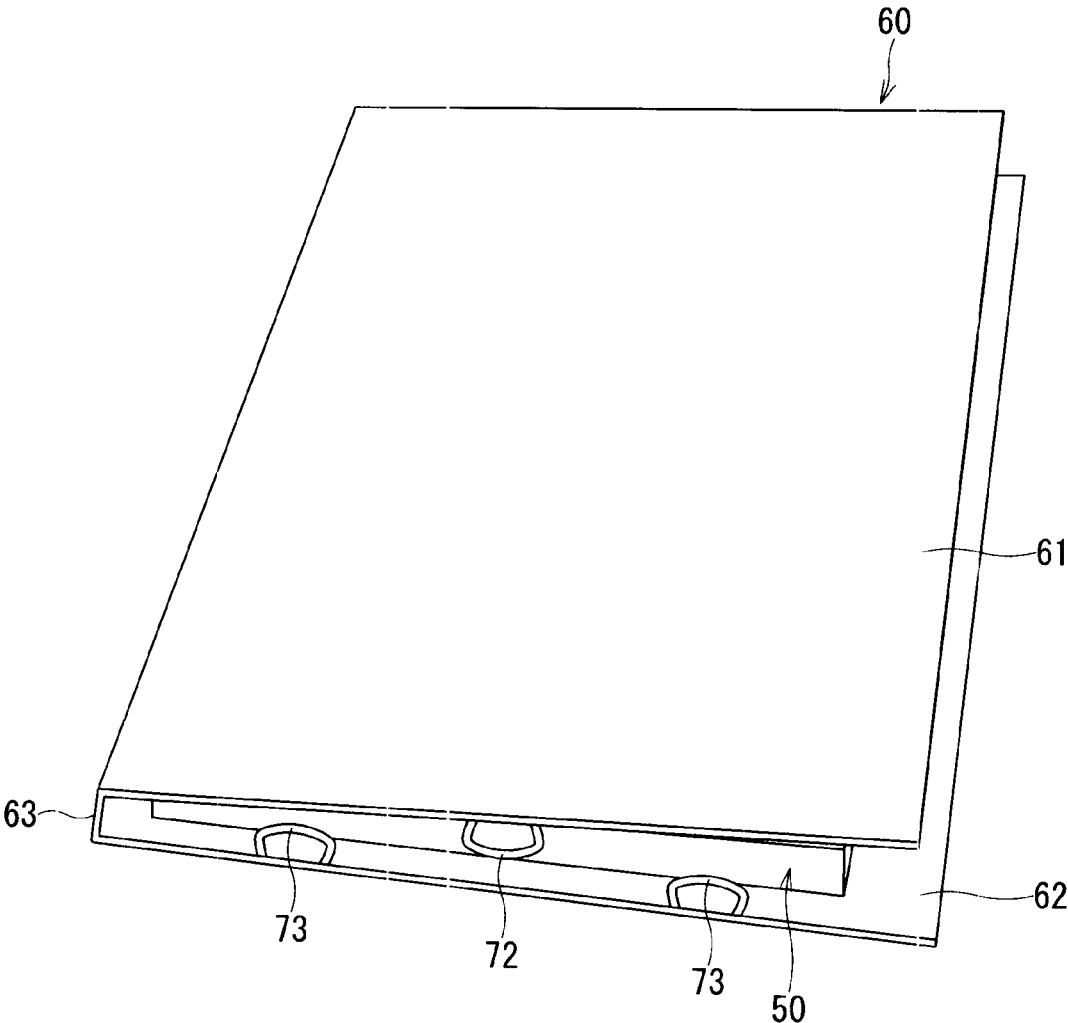


FIG. 7

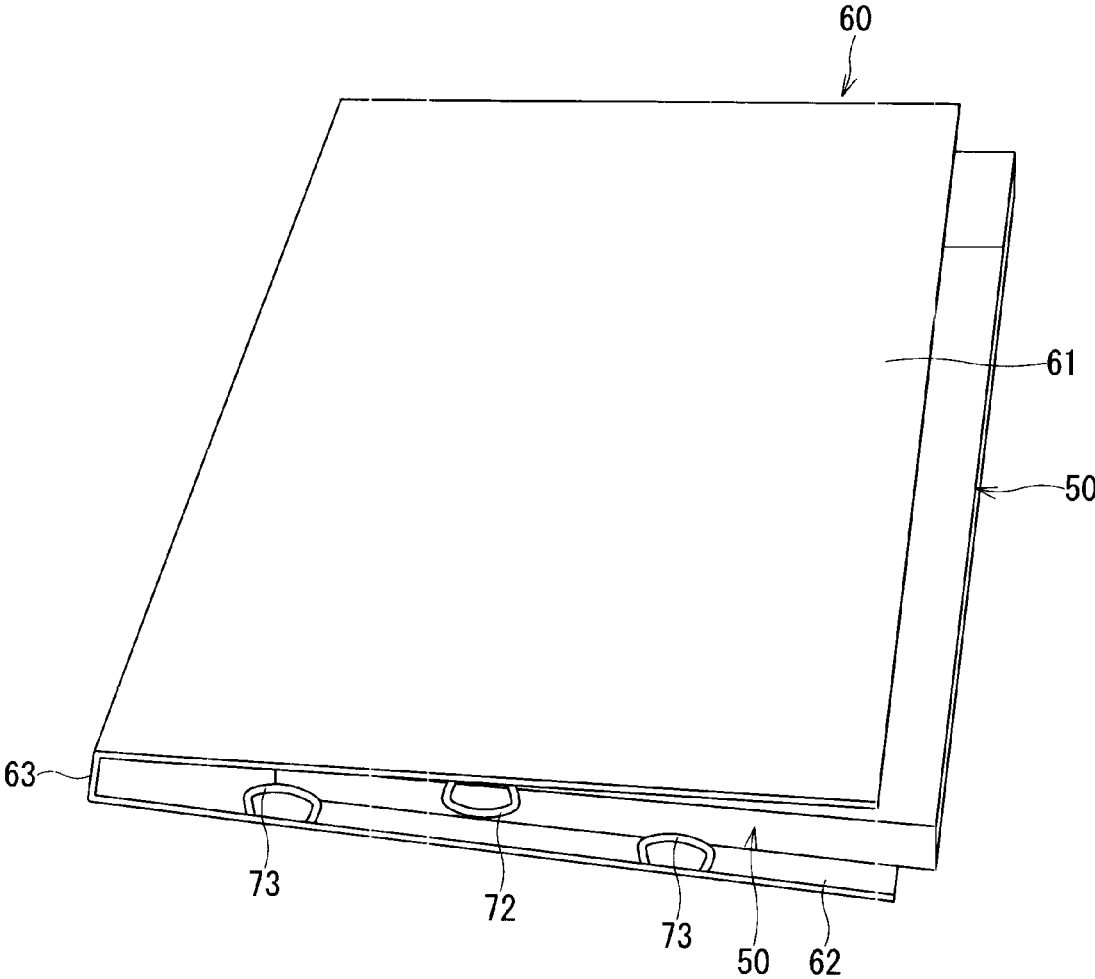


FIG. 8

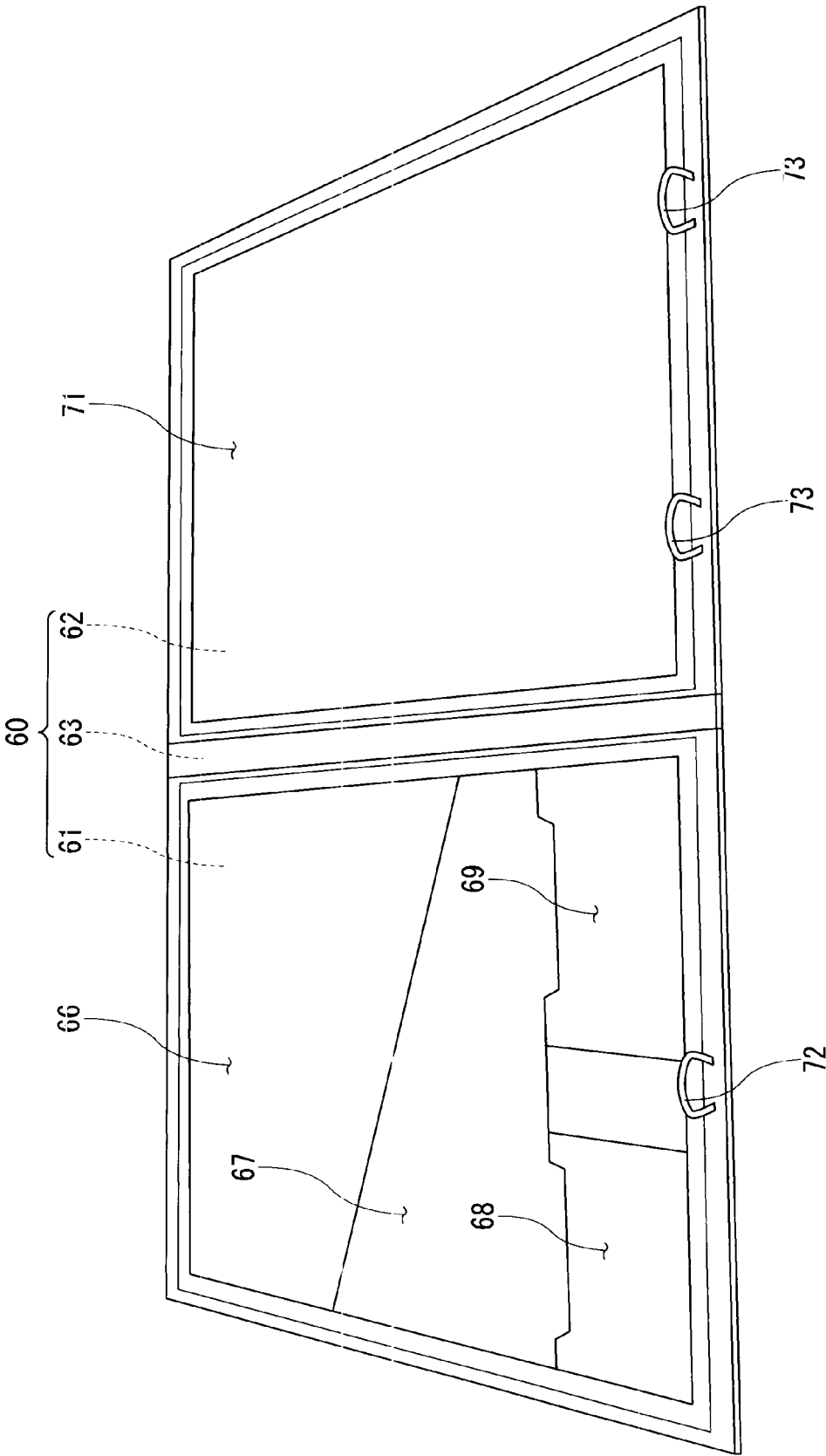


FIG. 9

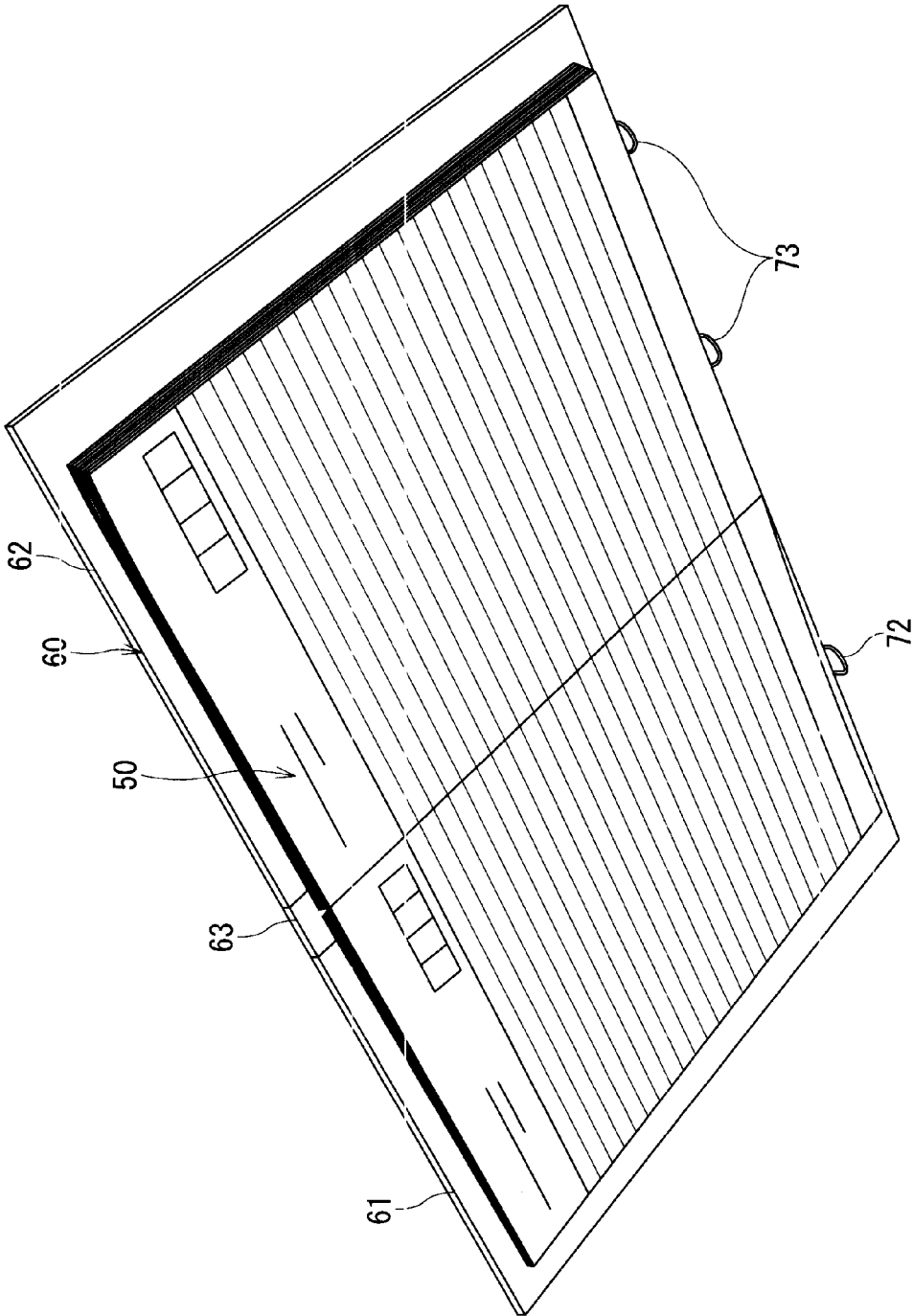


FIG. 10

**1**  
**NOTEBOOK AND PROCESS FOR  
 PRODUCTION THEREOF**

TECHNICAL FIELD

The present invention relates to a high-security notebook which is prepared by zigzag folding a continuous form having prints on both sides and provided with capability of preventing falsification and missing pages, and a process for producing the notebook.

BACKGROUND ART

The present inventor developed a fundamental printing technology of using an endless belt-shaped printing plate for manufacturing an elongated strip-shaped printed continuous form by printing on an elongated continuous web form (continuous paper web). The technology of printing on a continuous form using an endless belt-shaped printing plate is applied to preparation of booklet forms for payment of a pension and insurance or a tax, a calendar, a contract, an operation manual, and books, etc.

Moreover, it is widely used also for preparation of individual or separate sheet prints requiring high quality and high security, such as a service ticket, a travel ticket, a gift certificate, a cash voucher, a stock certificate, and a debenture from a feed roll of continuous web form along with a progress of printing technology in recent years.

By the way, a notebook has been conventionally prepared by covering a plurality, e.g., 40 or 60, of inside paper sheets, with a front cover and a back cover, and by fixing or gluing the sides of the sheets to form a booklet. The inside paper sheets of a notebook are formed by printing ruled lines on each face of paper sheet. Although the ruled lines are formed as solid lines or dotted lines, the inside paper sheets of a notebook are formed of separate sheets.

In the conventional technology of printing on a continuous web form taken out from a paper feed roll using an endless belt-shaped printing plate, printing is performed on one side of a continuous form and not on both sides of the continuous form continuously. Accordingly, no technology has been developed for printing continuously on both sides of a continuous form, or for folding-up zigzag such an elongated continuous web form printed on both sides thereof to prepare a notebook.

In a conventional notebook, individual paper sheets are stacked to form a booklet of inside paper sheets, which is then covered with a front cover and a back cover. For such a notebook prepared from paper sheets, it is difficult to find an inferior product caused by possible lack, missing or damage of a portion of inside paper sheets, or to notice such a lack of page on a part of inside paper sheets.

On the other hand, the replication technology by a copying machine is developed in recent years and, in connection therewith, it is desired to develop a high-security print of which reproduction is impossible with a copying machine. Similarly, it is also expected to develop a notebook of which reproduction of contents such as characters is difficult. However, a conventional notebook is not provided with capability of preventing the falsification or omission of inside paper sheets between a front cover and a back cover, and it has not become a high-security one.

**2**  
 PRIOR ART DOCUMENTS

Patent Documents

- 5 [Patent document 1] JP 2012-96490 A  
 [Patent document 2] JP 2011-53424 A  
 [Patent document 3] JP 5324950 B.

SUMMARY OF THE INVENTION

10 The present invention has been made in consideration of the situation mentioned above, and an object of the present invention is to provide a notebook which has been prepared by folding zigzag a continuous web form printed on both  
 15 surfaces thereof and is provided with capability of preventing the falsification or omission of pages to satisfy a high-security, and a process for production thereof.

Another object of the present invention is to provide a notebook which has been prepared by folding zigzag a continuous web form into a form allowing spread-reading and is therefore different in type from a conventional notebook in a form of booklet formed by firm binding of inside paper sheets.

25 According to the present invention, there is provided a notebook, comprising: a unit form group including a preset number of consecutive unit forms zigzag-folded and printed on both faces thereof, said unit form group having been prepared by providing a continuous web form which has been printed on both surfaces thereof including at least one surface on which the unit forms are printed, folding up zigzag the continuous web form for every unit form, cutting the continuous web form for every preset number of consecutive unit forms, and stacking the unit forms to prepare a notebook, so as to allow spread-reading of the respective unit forms,  
 30

wherein each unit form has a note face, and the note face includes a main data area equipped with a plurality of printed ruled lines, a date region, and also a succession of micro characters printed on at least one part thereof.  
 40

In a preferred embodiment, the printed ruled lines in the main data area include horizontal ruled lines formed with a succession of micro characters.

The present invention also provides a notebook, wherein the group of unit forms spreadably zigzag-folded and stacked of the above-mentioned notebook are covered spreadably with a book cover including a front cover, a spine and a back cover, and is disposed spreadably, wherein  
 45

the front cover and the back cover are each provided with a cover plate applied onto a back thereof so as to allow insertion of a sheet behind the cover plate from an inward position of the cover plate,  
 50

a first unit form and a second unit form are held in a folded state by insertion between the back of the front cover and the cover plate, and  
 55

a last unit form and a last but one unit form are held in a folded state by insertion between the back of the back cover and the cover plate.

The present invention also provides a process for producing a notebook, comprising:

60 successively printing a multiplicity of unit forms including ruled lines formed of a succession of micro characters by a first printer equipped with an endless belt-shaped printing plate on one surface of a continuous web form supplied from a feed roll,  
 65

inverting the front and back surfaces of the continuous web form with a form inverter,

printing on the other surface of the continuous web form by a second printer equipped with an endless belt-shaped printing plate to provide the continuous web form with prints on both surfaces,

folding up zigzag the continuous web form for every unit form to pile up the zigzag-folded continuous web form on a stack, and

cutting and separating the continuous web form for every preset number of consecutive unit forms, thereby providing a notebook including a group of the preset number of consecutive unit forms which have been printed on both faces thereof and spreadably zigzag-folded.

According to the present invention, a continuous web form which has been printed on both faces thereof is zigzag-folded for every unit form and piled up, and the zigzag-folded web form is cut and separated in a width direction for every preset number of unit forms to form a zigzag-folded notebook. The notebook is formed not of separate sheets but of respective unit forms (inside paper, successively connected with each other, so that falling-off of unit forms can be prevented and the breakage or damage of the contents can be securely confirmed in case where it occurred.

Moreover, the note face of each of the unit forms constituting the notebook is printed with a succession of micro characters (used herein to mean characters, numerals or symbols which are at most 1 point (=0.3514 mm) in size and cannot be recognized at least by observation with naked eyes to convey some meaningful data). Micro characters are collapsed when copied by using an ordinary copying machine, such as an electrophotography copying machine, so that the reproduction thereof is impossible, and the notebook is provided with a falsification prevention function to ensure a high security. A succession or row of micro characters are preferably incorporated as at least a portion of a horizontal ruled line on a note face.

Furthermore, the notebook can be read in a spread state, allows checking of data recorded thereon in a larger area at one time and is thus a new type of notebook.

#### BRIEF DESCRIPTION OF THE DRAWINGS

FIG. 1 is a configuration diagram for illustrating an operation principle of an embodiment of notebook manufacturing apparatus.

FIG. 2 is a plan view showing an intermediate printed state on a continuous web form manufactured by the above-mentioned apparatus.

FIG. 3 is a perspective view showing a form inverter device installed at an intermediate position in the above-mentioned apparatus.

FIG. 4 is a perspective view illustrating an example of notebook produced by the above-mentioned apparatus.

FIG. 5 is a plan view showing a note face of unit form constituting the above-mentioned notebook.

FIGS. 6A and 6B are partial views showing enlarged views of an A section and a B section on FIG. 5.

FIG. 7 illustrates a book cover for storing the notebook.

FIG. 8 illustrates a state of a notebook stored in the book cover.

FIG. 9 illustrates a spread state of the book cover.

FIG. 10 illustrates a spread state of a notebook held in the book cover.

#### EMBODIMENTS OF THE INVENTION

Hereinafter, some embodiments of the present invention will be described with reference to accompanying drawings.

##### First Embodiment

FIG. 1 is a configuration diagram for illustrating an operation principle of an embodiment of notebook manufacturing apparatus, whereby an elongated continuous web form (continuous paper) is successively printed on both surfaces thereof by means of a plurality of printers, that is, at least two printers, each equipped with an elongated, flexible, endless belt-shaped printing plate; and the continuous web form is zigzag-folded up to form a group of zigzag-folded unit forms.

A notebook manufacturing apparatus **10** may be referred to as a rotary press printing machine whereby an elongated continuous web form (continuous paper, rolled paper) **12** supplied from a feed roll **11** is successively printed by elongated endless belt-shaped printing plates **13**.

As shown in FIG. 2, the continuous web form **12** fed out of the feed roll **11** is provided with punched holes **16** at an equal pitch of e.g. 1/2 inch intervals along marginal zones **15** on both sides by a perforation apparatus (not shown). The punched holes **16** are formed as guide holes, whereby the continuous web form **12** is exactly guided and sent in the longitudinal direction thereof. Thus, the continuous web form **12** sent out from the feed roll **11** is sent to the first printer **18** through the guide roller **17**, and is suitably printed on one of its front and back surfaces, e.g. back surface, by a first printer **18**. The continuous web form **12** is then sent to a second printer **19**, whereby the continuous web form **12** is printed with watermarks. The continuous web form **12** printed by the second printer **19** is sent to a form inverter device **20**, whereby the front and back surfaces of the web form **12** are turned upside down. The reversed continuous web form **12** is then sent to a third printer **21** for printing on the other surface, e.g., the front surface. The printers **18**, **19** and **21** each have an identical structure and identical function, and are used for respectively predetermined printings.

The endless belt-shaped printing plate **13** of the printers **18**, **19**, and **21** is produced from a flexible elongated resinous relief printing plate disclosed in JP2011-53424A and JP2012-96490A (the disclosures of which are incorporated herein by reference). A plurality of the thus-produced resinous relief printing plates are connected one by one in a longitudinal direction, and then both longitudinal ends of the connected printing plates are connected to form an endless belt-shaped printing plate **13**. The endless belt-shaped printing plates **13** are produced by connecting the resinous relief printing plates at an installation site of the respective printers **18**, **19** and **21**, and are twisted around the respective printers **18**, **19**, and **21**.

The endless belt-shaped printing plates **13** are each formed of a flexible film-like resinous relief printing plate, and the respective endless belt-shaped printing plate **13** (**13a**, **13b**, **13c**) are each wound about a plate cylinder **23** and a guide cylinder (guide roller) **24** and are operated synchronously. More specifically, each endless belt-shaped printing plate **13** (**13a**, **13b**, or **13c**) may have a longitudinal and circumferential length appropriately selected from a range of several meters to several tens of meters, for example, 7 m-50 m. The endless belt-shaped printing plates **13a**, **13b** and **13c** (**13**) have identical longitudinal lengths, and operated synchronously.

5

The endless belt-shaped printing plate **13a** wound about the plate cylinder **23** of the first printer **18** is equipped with, for example a pair of inking rollers **25a**, to which a printing ink of predetermined color, such as black, blue or green, is supplied. The supplied printing ink is applied to the plate surface of the endless belt-shaped printing plate **13a**. The printing ink applied to the plate side of the printing plate **13a** is transferred for printing to the continuous web form **12** supplied from the feed roll **11**. The continuous web form **12** is pressed by an impression cylinder **26**, and the image on the endless belt-shaped printing plate **13a** is printed to the continuous web form **12** by the pressure.

In the first printer **18**, note faces (page faces) of unit forms **12a**, **12b**, . . . , as shown in FIG. 2, are formed by printing on the front surface or back surface of the continuous web form **12**. Necessary information or a required data description column is formed on the note face of each unit form **12a**, **12b**, . . . .

More specifically, in case of using the notebook manufacturing apparatus **10** for manufacturing a notebook for use as a research-and-development note or a technical development note, each note face may be provided with a main data area **27** for indicating a progress of research or technical development, a study subject, contents of various actions, a memo, etc., and also a date column **28** for indicating year, month and day of record, an attestation (or acknowledgement) column **29** for superiors, a name column **30** for indicating the name of a person in charge and a participant, etc.

The main data area **27** includes horizontal ruled lines **31** and vertical ruled lines **32** to form a note area, wherein successive row numbers are attached to rows between successive horizontal ruled lines **31**, and successive page numbers are allotted to an upper corner or a lower end center of the respective note faces (page faces) of consecutive unit forms **12a**, **12b**, . . . , of the continuous web form **12**. Each horizontal ruled line **31**, except for the lowermost one, may be formed as a horizontal ruled line formed of a succession of relatively fine micro characters of 0.3P (point)-0.7P (point). Some example of the horizontal ruled line **31** is described later.

After the page faces (note faces) of the unit forms **12a**, **12b**, . . . , are consecutively printed on one surface (form surface) of the continuous web form **12**, the continuous web form **12** is guided to a second printer **19**, where watermarks **33** of the shape of, e.g., a cherry petal, are printed on the respective note faces (page faces) of the unit forms **12a**, **12b**, . . . , of the continuous web form **12** by inking rollers **25b** and an endless belt-shaped printing plate **13b** of the second printer **19**. Such watermarks **33** may be attached in order to express a looking of high-class printing and may also be given as other shapes than petals, or a mark or name of a company, etc.

After the page faces (note faces) of the unit forms **12a**, **12b**, . . . , are printed by the first printer **18** and the watermarks **33** are printed on the note faces by the second printer **19** at a note face, the continuous web form **12** is sent to the form inverter (or turnover) device **20** where the back and front surfaces of the continuous web form **12** are reversed.

The form inverter **20** may be composed as shown in FIG. 3, and the continuous web form **12** conveyed thereto is guided to a lower guide bar **35** inclined 45 degrees to the run direction so that the non-printed (e.g., front) surface of the web form **12** contacts the bar **35**, further guided toward a lateral side and then inverted upside down by a rotatably disposed guide bar **36**. At the guide bar **35**, the web form **12**

6

is guided upwards and then turned over. The reversed continuous web form **12** is led to an upper guide bar **37**, where its run direction is changed so as to intersect perpendicularly with the previous one. The upper guide bar **37** crosses so as to intersect perpendicularly to the downward guide bar **35** as viewed in plane, and the continuous web form **12** is further turned upside down to be guide to a third printer **21**.

In the third printer **21**, printing is continuously performed to the front (or back) surface of the continuous web form **12** similarly as in the first and the second printers **18** and **19** using an endless belt-shaped printing plate **13c** and the inking rollers **25c**. In a specific example, by the third printer **21**, the same printing as the first printer **18** is performed to the front (or back) surface of the continuous web form **12**. Therefore, a series of printings can be continuously performed to the front and back surfaces of the continuous web form **12** by the first printer **18** and the third printer **21**.

After the printing on both surfaces is performed, the continuous web form **12** is led to the inspection device **40**, where the continuous web form **12** is inspected with respect to a positional deviation, printing unevenness, etc. The inspected continuous web form **12** is then guided to a cutting machine **41**, where marginal zones **15** of the continuous web form **12** are cut off along slitter lines **15a** (FIG. 2). It is also possible that the cutting-off of the marginal zones **15** of the continuous web form **12** with the cutting machine **41** is omitted, in case where the continuous web form **12** after the inspection needs to be processed by a computer etc. In this case, the continuous web form **12** may be caused to bypass the cutting machine **41** and be directly sent to the zigzag folding apparatus **44**.

As the zigzag folding apparatus **44**, a zigzag folding apparatus equipped with a fold line generator as disclosed in JP5324950B (incorporated herein by reference) may be used for example. According to such a zigzag folding apparatus, the continuous web form **12** is alternately provided with a ridge-like projection line or a valley-like depression line (each functioning as a fold line) in transverse directions for every unit form **12a**, **12b**, . . . . The zigzag folding apparatus **44** is equipped with such a fold line generator and a press for fixing the resultant fold lines, so that the continuous web form **12** is provided with a zigzag-folded state for every unit form **12a**, **12b** - - - .

Moreover, the continuous web form **12** has been printed on both surfaces thereof by the first to the third printers **18**, **19** and **21**, so that there is provided with a continuous web form including consecutive unit forms printed on both surfaces and zigzag-folded with alternate ridge-like projection lines and valley-like depression lines extending in transverse directions. Thus, by the zigzag folding apparatus **44**, the continuous web form **12** is zigzag-folded for every unit form **12a**, **12b**, . . . , and is successively conveyed to and piled up on a stacker **45**.

The continuous web form **12** folded up in a zigzag shape on the stacker **45** is caused to form a group **46** of preset number, e.g., 50 or more, of unit forms **12a**, **12b**, . . . , and one volume of notebook may be obtained by cutting off such a unit form group in the transverse direction and separating it from the remainder of the continuous web form **12**. If desired, such a continuation of zigzag-folded continuous web form **12** may be provided with plural volumes, e.g. two volumes of printed notebook data to form two groups **46** of unit forms, which are then cut in separation for each group to provide plural volumes of notebook.

[Notebook]

An example of notebook **50** consisting of a zigzag-folded unit form group **46** is shown in FIG. **4**. The notebook **50** consists of a unit form group comprising 54 sheets of unit forms which has been cut out from a zigzag-folded continuous web form **12** and piled up. The unit form group constituting the notebook **50** in this example has 54 note faces (page faces) including sequentially a unit form A, a unit form B, a unit form **1**, - - -, a unit form **50** and a unit form Y, and a unit form Z on a front surface (one surface) of the continuous web form **12**. Also on the back (on the other surface) of the continuous web form **12**, a unit form Z, a unit form Y, a unit form **50**, - - -, a unit form **1**, a unit form B and a unit form A are sequentially formed corresponding to the front surface.

The notebook **50** consisting of the unit form group **46** may be formed of unit forms of A4 size or B5 size, for example, and the first unit form A on the front surface side may constitute a front cover page, and the last unit form Z on the front surface side may constitute a back cover. The second unit form B on the front surface side can form a printed contents page for example. Accordingly, one notebook **50** consisting of a single unit form group **46** may include at least 50 inner paper sheets giving at least 50 pages of unit form **1**, unit form **2**, - - -, unit form **50** on each of the front and back surface sides and totally at least 100 pages on both surface sides. It is also possible that one zigzag-folded notebook including a plurality of unit form groups without separation constitutes a notebook having plural times of volume as that of a notebook **50** comprising a single unit form group.

Anyway, the zigzag-folded notebook **50** allows spread-reading of reading and checking data described on the notebook in a spread state and therefore in a wider area, thus giving a better scrutinizing efficiency.

By the way, a notebook **50** of a unit form group can be modified by bonding a thick paper for a cover onto each of unit form A and unit form Z on the front surface side of the continuous web form **12** to provide a zigzag-folded notebook with a front and back cover pages. Such a zigzag-folded notebook of so-called "houchouori" is suitable for spread-reading of a supra, the Bible, a long speech manuscript, etc.

Moreover, in one notebook or a plurality of notebooks, each of unit forms **12a**, **12b**, . . . connected in succession in a zigzag-folded state for constituting a notebook **50** may have a note face made up as shown in FIG. **5**. More specifically, a unit form **12a** may have a note face including a main data area **27**, a date column **28**, an attestation column **29**, a name column **30**, a successive page number **47**, successive row numbers **48**, an index column **49**, and further an optional description column (not shown).

The index columns **49** are provided, e.g. as solid printed images at side edges of unit forms **12a**, **12b**, . . . , and a common index is given to an identical row of a group of e.g. 10 successive unit forms, such as unit form **1** to unit form **10**, unit form **11** to unit form **20**, unit form **21** to unit form **30**, unit form **31** to unit form **40**, or unit form **41** to unit form **50**.

Moreover, the indexes **49** may alternatively be given as outlined characters in a colored background instead of printed solid images at side edges of unit form **1**-unit form **50**. Examples of such outlined characters may for example include names of administrative units, such as states, or names of tourist sites in administrative units on respective unit forms **1** to **50**. In that case, supplemental indications regarding the administration unit names or tourist site names, such as names of broader administrative units or

country name, may be given as solid printed images on e.g. unit forms **48** to **50**. In this case, the row number of the index may be subtracted by a number of corresponding pages. As result, the breakage or omission of any unit forms can be easily found by observation of the index columns.

By the way, the main data area **27** of the unit forms **12a**, **12b**, . . . , may for example be formed by a multiplicity (e.g. 25) of horizontal ruled lines **31** and a vertical ruled line **32**, for example. Among these, the horizontal ruled lines **31** for example may be formed of a succession of relatively fine micro characters. In an example, the uppermost and lowermost horizontal ruled lines among the horizontal ruled lines **31** may be formed of micro characters of 0.7P (point)-1.0P (point), and the remaining horizontal ruled lines **31** may be formed of finer micro characters of 0.3P-0.6P. Fine micro characters forming the horizontal ruled line **31** are difficult to recognize the contents thereof with naked eyes. In case of being copied with an electro-photo graphic copying machine, the micro characters forming the horizontal ruled lines **31** will be collapsed, and reproduction of the characters is impossible, thus preventing falsification to realize a high security.

Moreover, the lowermost horizontal ruled line **31** may be formed of micro characters, of which the sizes are gradually enlarged from an intermediate point toward the end-of-the-line. It is also possible that the end of the lowermost horizontal ruled line **31** are formed of characters of e.g. 3P (size of about 1 mm), which can be recognized by naked eyes. FIG. **6A** shows an enlarged view of a part A (a terminal point of the lowermost line **31**) in FIG. **5**, and FIG. **6B** shows an enlarged view of a Part B (an intermediate point of the remaining horizontal ruled lines **31**) in FIG. **5** at which the contents of micro characters can be recognized only after enlargement through a magnifying glass. As shown in FIGS. **6A** and **6B**, the micro characters forming the horizontal ruled lines **31** represent a corporate logo of the applicant company "MISATO MIRAI 21" as an example of successive micro characters forming a ruled line. Thus, the horizontal ruled lines **31** printed in the main data area **27** of the unit forms **12a**, **12b**, . . . , in this embodiment are not mere ruled lines but those formed of micro characters which imparts an identification function to the ruled line itself.

Moreover, the lowermost horizontal ruled line **31** may also be formed as a horizontal ruled line of characters of which the sizes are decreased from the starting end to an intermediate point. Anyway, it is desirable from a discernment function that the lowermost horizontal ruled line **31** in the main data area **27** is formed of characters, a part of which is enlarged in size.

Alternatively, it is also possible that the uppermost and lowermost horizontal ruled lines **31** of micro characters of identical sizes as the other horizontal ruled lines.

In the above, there has been described an embodiment of using endless belt-shaped printing plates **13** (**13a**, **13c**) of the first printer **18** and the third printer **21** for printing on back (or front) surface and front (or back) surface, respectively, of the continuous web form **12**, zigzag-folding up the thus-printed continuous web form **12** by a zigzag-folder **44** to form a group of a preset number of successive unit forms **46**, and cutting the continuous web form **12** for every one or plural groups of successive unit forms to produce a notebook **50** comprising one or plural groups of zigzag-folded unit forms.

In the above-described embodiment, the front and back surfaces of the continuous web form **12** may be printed with inks of identical colors or different colors. However, it is impossible to change the color of ink for printing the



respective unit forms **12a**, **12b**, . . . on the back (or front) surface of the continuous web form **12** from an intermediate point, or perform a multi-color printing. It is however possible to change the color of ink for printing on the back (or front) surface of the continuous web form **12** from an intermediate point, or perform a multi-color printing, if a number of printers corresponding to a number of ink colors required for printing on one (i.e. front or back) surface of the continuous web form **12** are used and they are operated according to an appropriate schedule of operation.

#### Second Embodiment

A second embodiment of the present invention will be described with reference to FIG. 7 to FIG. 10.

The second embodiment is obtained by covering a notebook **50** produced by the notebook manufacturing apparatus **10** according to the above-mentioned first embodiment with a book cover **60**. The book cover **60** is formed as a makeup cover made of a resin, a skin, a pasteboard, a wood, etc., as shown in FIG. 7 and FIG. 8. The book cover **60** may be prepared by bend and fold-up a sheet material into a succession of a front cover **61**, a spine **63** and a back cover **62** which are closable and spreadable for reading the contents. On the face of the front cover **61** of the book cover **60**, a column for inserting a title and an owner's name of the notebook (FIGS. 7 and 8), if needed.

Moreover, as shown in FIG. 9 illustrating where the book cover **60** in a spread and opened state, a cover plate **61**, of e.g. a plastic sheet, is applied or fixed along three peripheral sides on the back of the front cover **61** except for the boundary (an inner open side) with the back of the spine **63**. The cover plate **66** on the back of the front cover **61** is equipped with a pocket **67** for inserting and holding separate paper sheets and the like and, at lower parts thereof, is further equipped with a holder pocket **67** for holding name cards, etc. and a holder pocket **68** for holding cards and the like.

Furthermore, in the spread state of the book cover **60** (as shown in FIG. 9), a portion of the unit forms constituting the notebook **50** is inserted from the opening (inner side opening) on the boundary with the back of the spine **63** of the cover plate **66** and held therein. More specifically, the unit form A and the unit form B on the front surface side of the notebook **50** are folded together and inserted from the inner side opening of the cover plate **66** and held thereat. Moreover, a cover plate **71** is applied like the cover plate **66** to the back of the back cover **62** of the book cover **60**, and the unit form Y and unit form Z on the front surface side of the notebook **50** are folded together and inserted from an inner side opening of the cover plate **71**, and held thereat. As a result, the notebook **50** is wholly covered, stored and protected with the book cover **60**.

When the book cover **60** storing the notebook **50** is conveyed or spread open, as the notebook **50** is not in a form of booklet prepared by firm binding but has been prepared by zigzag folding-up, the inside papers forming folded unit forms of the notebook **50** can be freely spread and not constrained about intermediate spreading or falling. In this second embodiment, in order to hold the notebook **50** stably in the book cover **60**, stoppers **72** and **73** are provided on the base sides of the front cover **61** and the back cover **62**, so that non-intentional spreading or falling of intermediate unit forms of the notebook **50** is prevented. The stoppers **72** and **73** may be disposed at at least one part on the base sides of the front cover **61** and the back cover **62**, respectively.

Although an embodiment of disposing stoppers **72** and **73** on the base sides of the book cover **60** is explained above, the stoppers **72** and **73** can also be disposed on both top and base sides.

#### Other Embodiments

In the above, embodiments of the present invention suitable for using a notebook **50** as a research-and-development note or a technical development note have been mainly described, but such a notebook **50** is also utilizable for use as a risk management note or an information control note.

An example of such a risk management has been proposed to have a note face of each unit form including columns for fill in necessary data for personal arrangement or self-control, such as various assets, liabilities, illness, and care, information for the life of every day, etc. Details of contents therein may be available in, e.g., "moshimo note" (roughly meaning a provident note)", written by Michiko Susai, published from Life and Ending Center (a non-profit organization) (2004).

Moreover, as an example of an information control note, it may be possible to refer to "EVER NOTE", written by Shinya Kita, published from K.K. Gijutsu Hyouron-sha (2011), which has proposed a note face of each unit form including an information arrangement column for collecting information of concern, an information processing column, an information check column, an information application column, etc.

Furthermore, while there has been described an embodiment wherein a notebook manufacturing apparatus is used to successively produce one or plural group(s) of unit forms successively from a continuous web form, it is also possible to use a type of notebook manufacturing apparatus using a wide endless belt-shaped printing plate for printing on a continuous web form having a large width to produce plural (e.g. two) groups of unit forms in parallel.

Moreover, in the above-described first embodiment, there has been described an embodiment wherein, in the printing on both surfaces of a continuous web form by using a first printer **18** and a third printer **21** (i.e., except for a second printer **19** for printing watermarks), an essentially identical pattern of printing (except for a possible change in order of printing on unit forms) is performed on both surfaces. It is however not essential that the contents of printing on both surfaces of the continuous web form performed using the first printer **18** and the third printer **21** are identical. Particularly, it is possible to restrict the printing of ruled lines formed of a succession of micro characters to only one of both surfaces and perform a simple printing, such as printing of only management data and without including micro characters, on the other surface.

#### NUMERALS IN THE DRAWINGS

**10**: notebook manufacturing apparatus, **11**: feed roll; **12**: continuous web form, **13**: endless belt-shaped printing plate, **15**: marginal zone (**15a**: slit line), **16**: punched hole, **18**: first printer, **19**: second printer, **20**: form inverter, **21**: third printer **23**: plate cylinder, **24**: guide cylinder (guide roller), **25**: inking roller, **26**: impression cylinder, **27**: main description area, **28**: date column, **31**: horizontal ruled line, **32**: vertical ruled line, **33**: watermark, **35**: ruled Guide bar, **36**: guide roller, **37**: upper guide bar, **40**: inspection device, **41**: cutter, **44**: zigzag folding device, **45**: stacker, **46**: unit form group, **47**: successive page number, **48**: successive row number, **49**: index column,

## 11

50: notebook, 60: book cover, 61: front cover, 62: back cover, 63: spine, 66, 71: cover plate, 67: support pocket, 68, 69: holder pocket, 72, 73: stopper.

The invention claimed is:

1. A notebook, comprising:

a unit form group including a preset number of consecutive unit forms zigzag-folded and printed on both faces thereof, said unit form group having been prepared by providing a continuous web form which has been printed on both surfaces thereof including at least one surface on which the unit forms are printed, folding up zigzag the continuous web form for every unit form, cutting the continuous web form for every preset number of consecutive unit forms, and stacking the unit forms to prepare a notebook, so as to allow spread-reading of the respective unit forms,

wherein each unit form has a note face, the note face including a main data area having a plurality of printed ruled lines, a date region, and at least one succession of micro characters printed in the main data area,

wherein each of the micro characters is one of a character, a numeral or a symbol of at most 1 point in size, and cannot be reproduced by an electro photographic copying machine, and

wherein 1 point in size equals 0.3514 mm.

2. A notebook according to claim 1, wherein the printed ruled lines in the main data area include horizontal ruled lines, each formed of a corresponding succession of micro characters of the at least one succession of micro characters.

3. A notebook according to claim 2, wherein the printed ruled lines in the main data area include an uppermost horizontal ruled line and a lowermost horizontal ruled line, each formed of a corresponding succession of micro characters of the at least one succession of micro characters, of 0.7 to 1.0 point, and intermediate horizontal ruled lines, each formed of a corresponding succession of micro characters of the at least one succession of micro characters, of 0.3 to 0.7 point.

4. A notebook according to claim 2, wherein the printed ruled lines in the main data area include a lowermost horizontal ruled line formed of a corresponding succession of micro characters of the at least one succession of micro characters, of which print sizes thereof become gradually larger from an intermediate point of the lowermost horizontal ruled line toward an end of the lowermost horizontal ruled line, or become gradually smaller from a start of the lowermost horizontal ruled line toward the intermediate point of the lowermost horizontal ruled line.

5. A notebook according to claim 1, wherein the consecutive unit forms printed on one surface of the continuous web form have note faces printed with successive page numbers, respectively.

6. A notebook according to claim 1, wherein the consecutive unit forms printed on one surface of the continuous web form include a plurality fewer than the preset number of consecutive unit forms, have note faces printed with a common index.

7. A notebook according to claim 1,

wherein the group of unit forms spreadably zigzag-folded and stacked of the notebook are covered spreadably with a book cover including a front cover, a spine and a back cover, and is disposed spreadably,

wherein the front cover and the back cover are each provided with a cover plate applied onto a back thereof so as to allow insertion of a sheet behind the cover plate from an inward position of the cover plate,

## 12

wherein a first unit form and a second unit form among the unit form group are held in a folded state by insertion between the back of the front cover and the cover plate, and

wherein a last unit form and a last but one unit form among the unit form group are held in a folded state by insertion between the back of the back cover and the cover plate.

8. A notebook according to claim 7, wherein the front cover and the back cover are each provided with a stopper at a bottom on the back of each of the front cover and back covers, so as to prevent falling-off of intermediate unit forms among the group of unit forms out of the book cover.

9. A process for producing a notebook, comprising:

successively printing a multiplicity of unit forms including ruled lines each formed of a succession of micro characters by a first printer equipped with an endless belt-shaped printing plate on one surface of a continuous web form supplied from a feed roll,

wherein each of the micro characters is one of a character, a numeral or a symbol of at most 1 point in size, and cannot be reproduced by an electro photographic copying machine, and

wherein 1 point in size equals 0.3514 mm,

inverting the front and back surfaces of the continuous web form with a form inverter,

printing on the other surface of the continuous web form by a second printer equipped with an endless belt-shaped printing plate to provide the continuous web form with prints on both surfaces,

folding up zigzag the continuous web form for every unit form to pile up the zigzag-folded continuous web form on a stack, and

cutting and separating the continuous web form for every preset number of consecutive unit forms, thereby providing a notebook including a group of the preset number of consecutive unit forms which have been printed on both faces thereof and spreadably zigzag-folded.

10. A process according to claim 9, wherein the other surface of the continuous web form is also printed with a multiplicity of unit forms including ruled lines each formed of the succession of micro characters.

11. A process according to claim 9, wherein one circumferential printing operation each of the endless belt-shaped printing plates of the first and second printers, provides a plurality of notebooks each including a group of the preset number of consecutive unit forms.

12. A process according to claim 9, wherein each unit form is printed with a main data area, a date region, and a successive page number, the succession of micro characters being printed as at least a portion of horizontal ruled lines in the main data area.

13. A process according to claim 9,

wherein the first and second printers are aligned along a substantially straight feed path of the continuous web, and

wherein the form inverter is disposed between the first and second printers and includes:

a first rotatable guide bar extending in a first direction oblique to the web feed path,

a second rotatable guide bar extending parallel to the web feed path, and

a third rotatable guide bar extending in a second direction which is oblique to the web feed path and orthogonal to the first direction, so that the continuous web printed on the front surface thereof by the first printer is sent along

through the first to third guide bars while contacting the first to third guide bars with the non-printed back surface and inverting the front and back surfaces to be printed on the back surface by the second printer.

\* \* \* \* \*