



US009492733B2

(12) **United States Patent**  
**Ward**

(10) **Patent No.:** **US 9,492,733 B2**  
(45) **Date of Patent:** **\*Nov. 15, 2016**

(54) **EDUCATIONAL BOARD GAME**

(71) Applicant: **Bruce Ward**, Santa Monica, CA (US)

(72) Inventor: **Bruce Ward**, Santa Monica, CA (US)

(\* ) Notice: Subject to any disclaimer, the term of this patent is extended or adjusted under 35 U.S.C. 154(b) by 0 days.

This patent is subject to a terminal disclaimer.

(21) Appl. No.: **14/735,026**

(22) Filed: **Jun. 9, 2015**

(65) **Prior Publication Data**

US 2015/0265912 A1 Sep. 24, 2015

**Related U.S. Application Data**

(63) Continuation-in-part of application No. 14/508,950, filed on Jul. 10, 2014, now Pat. No. 9,053,639, which is a continuation-in-part of application No. 13/623,013, filed on Sep. 19, 2012, now Pat. No. 8,851,477.

(60) Provisional application No. 61/627,107, filed on Sep. 19, 2011.

(51) **Int. Cl.**

**A63F 3/00** (2006.01)  
**A63F 3/04** (2006.01)

(Continued)

(52) **U.S. Cl.**

CPC ..... **A63F 3/04** (2013.01); **A63F 3/00643** (2013.01); **G09B 5/06** (2013.01); **A63F 3/00574** (2013.01); **A63F 2003/0063** (2013.01); **A63F 2003/00274** (2013.01); **A63F 2003/00514** (2013.01); **A63F 2003/00662** (2013.01); **A63F 2003/00946** (2013.01); **A63F 2003/0426** (2013.01); **A63F 2009/241** (2013.01); **A63F 2009/242** (2013.01); **A63F**

2009/2404 (2013.01); **A63F 2009/2419** (2013.01); **A63F 2009/2425** (2013.01); **A63F 2009/2432** (2013.01);

(Continued)

(58) **Field of Classification Search**

CPC ..... **A63F 3/04**; **A63F 2003/00662**; **A63F 3/00574**; **A63F 2003/0063**; **A63F 2003/00514**; **A63F 2003/00946**; **A63F 2003/0426**; **A63F 2009/2404**; **A63F 2009/241**; **A63F 2009/2419**; **A63F 2009/242**; **A63F 2009/2425**  
USPC ..... **273/237**, **238**, **239**, **280**, **287**  
See application file for complete search history.

(56) **References Cited**

U.S. PATENT DOCUMENTS

2,619,349 A 11/1952 Abrahamson  
3,169,768 A 2/1965 Glass et al.

(Continued)

OTHER PUBLICATIONS

Hiller, Peter, The Meeting of the Board, Arts & Activities, Jun. 2001, p. 62, vol. 129—Issue 5, Publishers Development Corporation, Carmel, U.S.A.

(Continued)

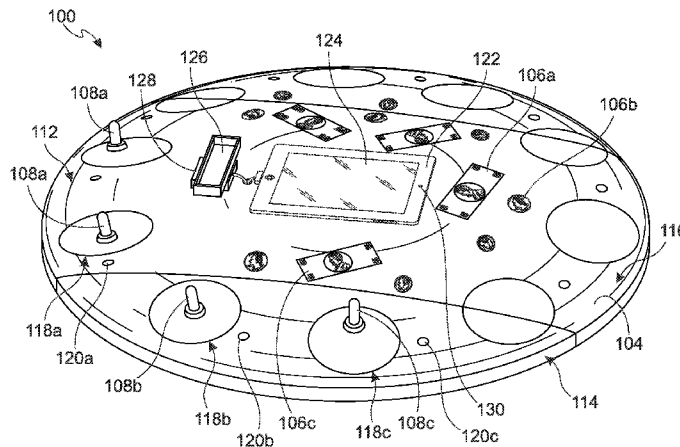
*Primary Examiner* — Vishu Mendiratta

(74) *Attorney, Agent, or Firm* — Cislo & Thomas LLP

(57) **ABSTRACT**

An educational device comprising a game board demarcated with a plurality of positions, each position having associated with it an actuator, actuation of which causes the communication device to provide instruction to the player as to what the player is supposed to do. A player can activate a random number generator to determine how many positions to move. Once instruction has been received, the player utilizes game pieces on the game board to execute the instruction. By going through this process, any player can learn a particular skill or gain particular knowledge that can be applied in life.

**12 Claims, 3 Drawing Sheets**



- |      |  |                                     |   |
|------|--|-------------------------------------|---|
| (51) | <b>Int. Cl.</b><br><i>G09B 5/06</i><br><i>A63F 9/24</i><br><i>A63F 11/00</i> | (2006.01)<br>(2006.01)<br>(2006.01) | 8,287,338 B2 10/2012 Kim<br>8,851,477 B2 10/2014 Ward<br>2008/0237983 A1 10/2008 Chien<br>2009/0118001 A1 5/2009 Kelly et al. |
|------|--|-------------------------------------|---|

- (52) **U.S. Cl.**  
CPC ..... *A63F 2009/2442* (2013.01); *A63F 2009/2457* (2013.01); *A63F 2011/0058* (2013.01)

OTHER PUBLICATIONS

Chalal, Matthew, New Board Games Uses Race Car to Teach Math, Curriculum Review, Dec. 2008, p. 4, vol. 48—Issue 4, PaperClip Holdings, Pennsylvania, U.S.A.

Cavanagh, Sean, Playing Games in Class Helps Students Grasp Math, Education Digest, Nov. 2008, p. 43-46, vol. 74—Issue 3, Prakken Publications, U.S.A.

Rae, Tushar, A Professor Uses ‘Clue’, ‘Go’, and Other Games to Teach Strategic Intelligence, Chronicle of Higher Education, Apr. 2011, p. A22, vol. 57—Issue 30, U.S.A.

Harris, Christopher, Meet the New School Board, School Library Journal, May 2009, p. 24-26, vol. 55—Issue 5, Media Source, Inc., U.S.A.

Honeycomb Panels LLC, <http://www.hcpanels.com>, Jun. 9, 2015.

(56) **References Cited**

U.S. PATENT DOCUMENTS

3,617,063 A	11/1971	Dyer et al.
3,630,522 A	12/1971	Bear
5,120,065 A	6/1992	Driscoll et al.
5,277,429 A	1/1994	Smith, III
5,415,411 A	5/1995	Peterson
5,445,388 A	8/1995	Mitchell
5,460,381 A	10/1995	Smith et al.
5,853,327 A	12/1998	Gilboa

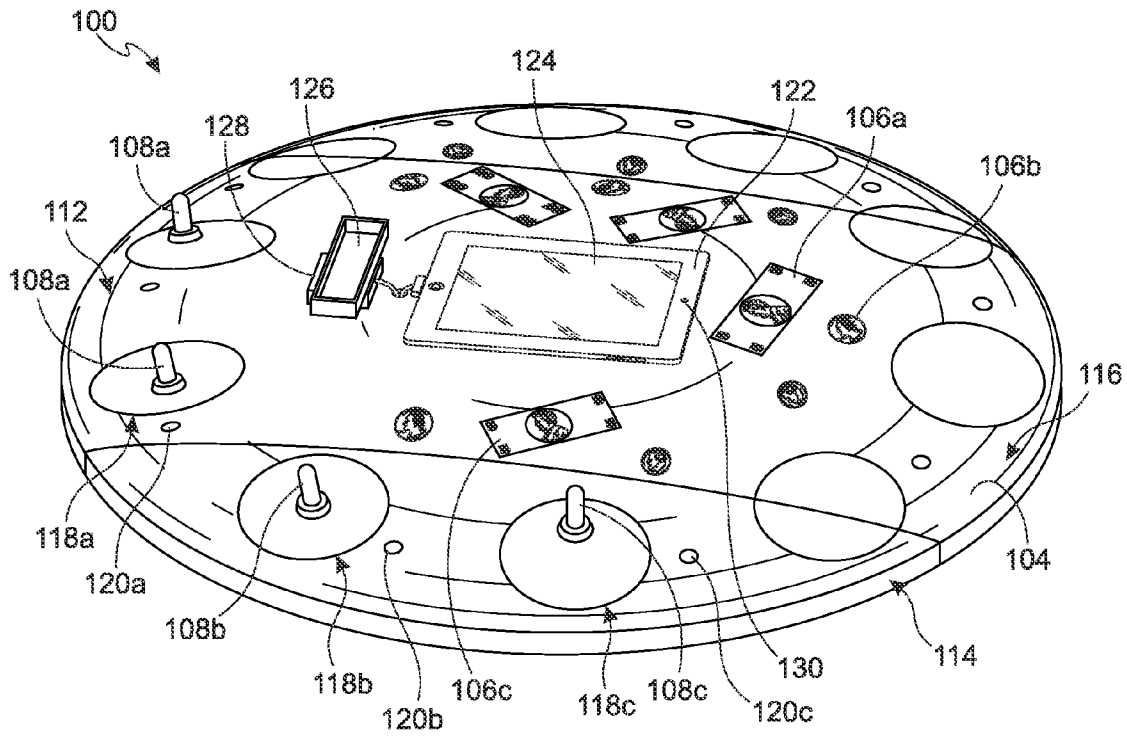


Fig. 1

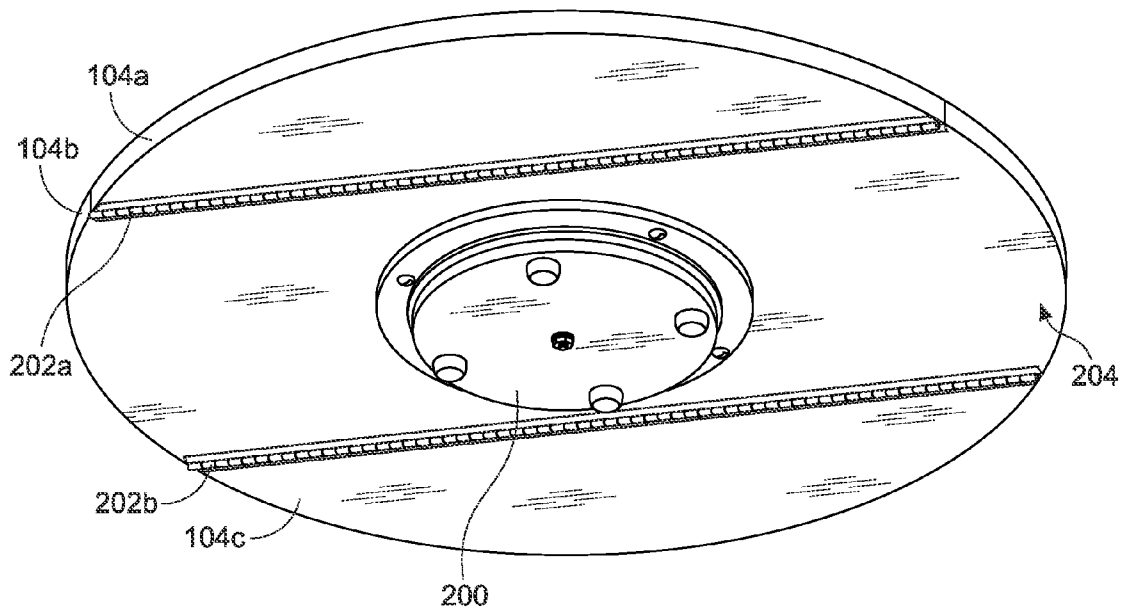


Fig. 2

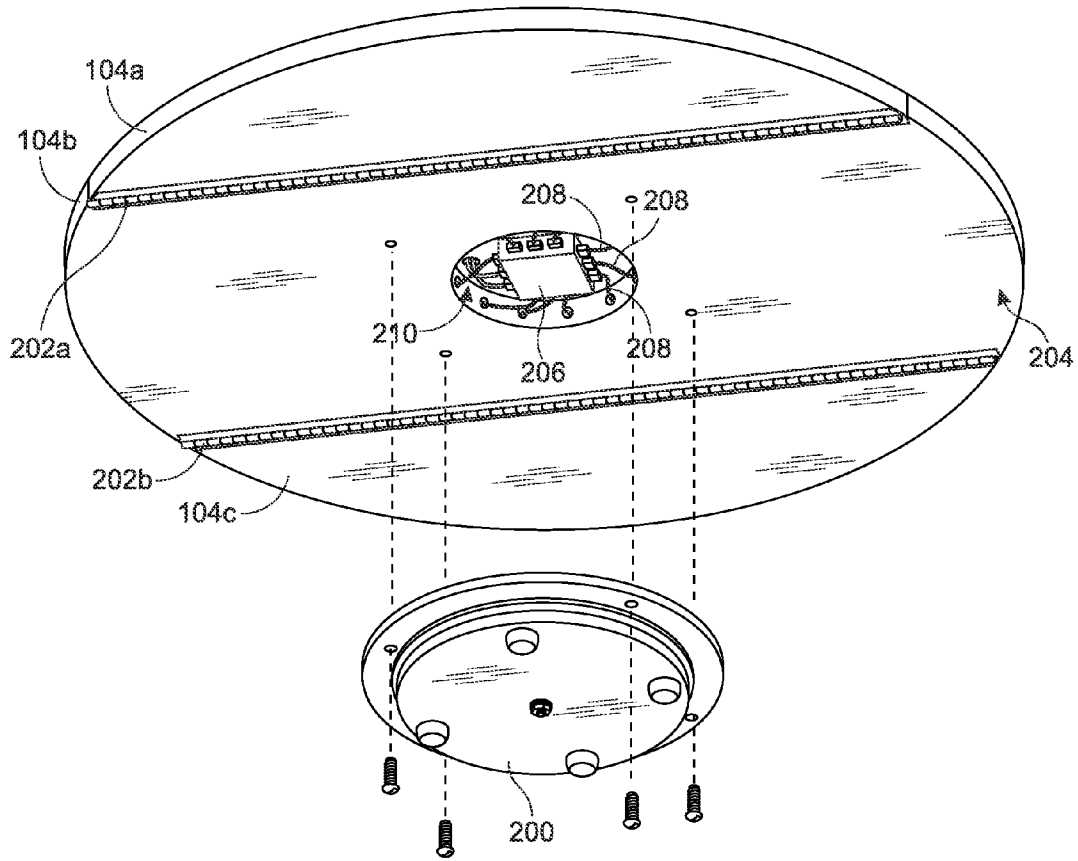


Fig. 3

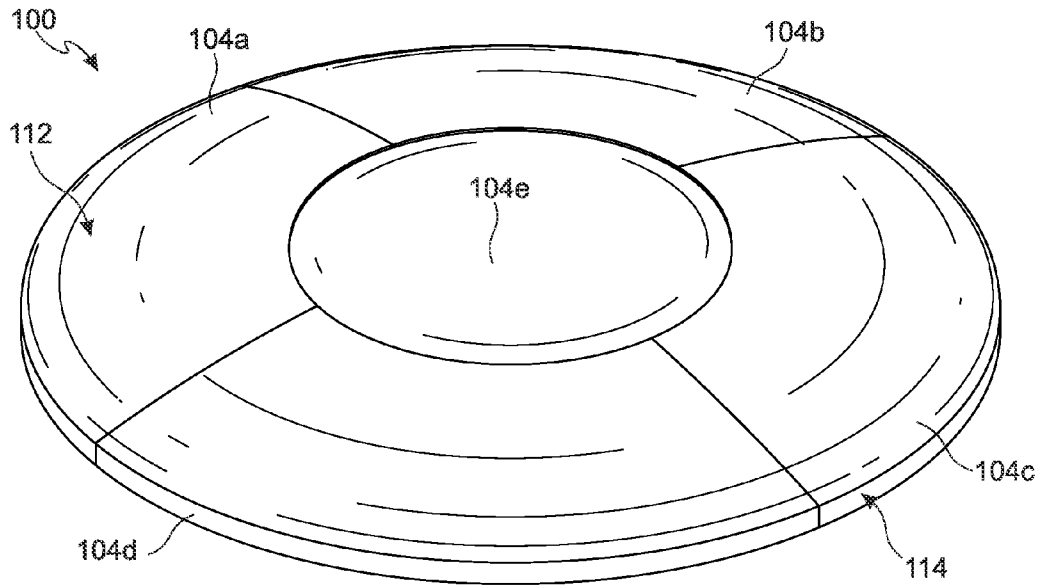


Fig. 4A

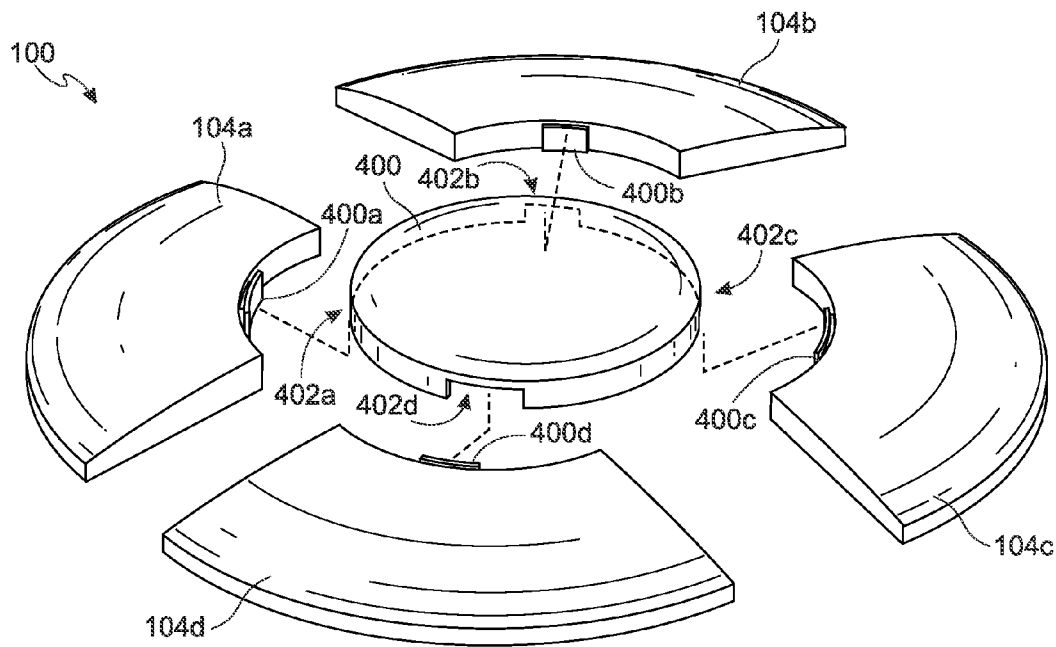


Fig. 4B

1

## EDUCATIONAL BOARD GAME

## CROSS-REFERENCE TO RELATED APPLICATION

This patent application is a continuation-in-part application of the U.S. patent application Ser. No. 14/508,950, filed on Oct. 7, 2014, which is a continuation-in-part of the U.S. patent application Ser. No. 13/623,013, filed on Sep. 19, 2012, which claims the benefit of U.S. Provisional Patent Application No. 61/627,107, filed Sep. 19, 2011, which applications are incorporated in their entirety here by this reference.

## TECHNICAL FIELD

This invention relates to an educational device to teach skills or impart knowledge on a player, particularly those who may have a learning disability or the elderly.

## BACKGROUND

According to the U.S. Department of Education, learning disabilities affect approximately 5% of all children enrolled public schools. Some reports indicate that as many as 1 out of 5 people in the United States have a learning disability. Some children with learning disabilities end up in a special class of their own so they can learn at their own pace. However, even with these special classes, these children may still have difficulty learning and retaining certain life skills. One challenge in teaching these children, or any child, and even many adults, is the ability to maintain their attention long enough to teach them a skill or help them gain knowledge. Most people, however, are able to maintain their focus when the task they are focused on fun and entertaining.

To the inventor's knowledge, there are no versatile fun games that help teach children with learning disabilities to learn, gain, and retain a variety of new skills or knowledge applicable in life. For the foregoing reasons there is a need for an educational device that help anybody, particularly those with a learning disability, to learn and acquire a variety of new skills and knowledge that can be used in everyday life.

## SUMMARY

The present invention is directed to a device and method that enables a player to learn specific skills or gain specific knowledge applicable in life. The device comprises a game board having marked positions and a plurality of game pieces. In some embodiments, the educational device may comprise player pieces. Each position has associated with it an actuator, actuation of which causes a communication device to give instruction to the player. The player then executes the instruction, which may involve processing of the game pieces. A neutral party may determine whether the instruction was executed correctly. Alternatively, or in addition to, the gameboard may comprise a sensor to detect tether instructions were carried out correctly.

## BRIEF DESCRIPTION OF DRAWINGS

FIG. 1 shows the top perspective view of an embodiment of the present invention.

FIG. 2 shows a bottom perspective view thereof.

FIG. 3 shows the view in FIG. 2 with the base removed.

2

FIG. 4A shows a top perspective view of an embodiment of the board only without the game pieces, positions, player pieces.

FIG. 4B shows an exploded view of the board in FIG. 4A.

## DETAILED DESCRIPTION OF THE INVENTION

The detailed description set forth below in connection with the appended drawings is intended as a description of presently-preferred embodiments of the invention and is not intended to represent the only forms in which the present invention may be constructed or utilized. The description sets forth the functions and the sequence of steps for constructing and operating the invention in connection with the illustrated embodiments. It is to be understood, however, that the same or equivalent functions and sequences may be accomplished by different embodiments that are also intended to be encompassed within the spirit and scope of the invention.

The present invention is directed towards an educational tool **100** and method to help students, pupils, trainees, apprentices, associates, and the like, learn or develop a skill, gain general or special knowledge, or otherwise become proficient, or even an expert, at something he or she was not proficient at doing before, all in a fun and effective manner. Although applicable in all areas of life for any user, this tool **100** is particularly effective in teaching those who may be challenged in learning and/or dexterity.

As shown in FIGS. 1 and 2, in the preferred embodiment, the educational tool **100** comprises a board **104** rotatably mounted on a base **200**, a plurality of game pieces **106a**, **106b**, **106e**, etc., and, optionally, a plurality of player pieces **108a**, **108b**, **108c**, etc. Preferably, the board **104** is circular. However, it can be any other shape, such as a triangle, rectangle, square, pentagon, hexagon, heptagon, octagon, and the like. The shape of the board **104** also need not be symmetrical or a regular geometric shape, so long as it has a surface area to play on. Preferably, to improve transportability or storage, the board **104** may be constructed in two or more pieces **104a**, **104b**, **104c**. For example, the two or more pieces **104a**, **104b**, **104c** may be connected by one or more hinges **202a**, **202b** so as to be foldable into a compact device. In some embodiments, the board **104** may be a single integral piece. Preferably, the board **104** is made of a one-piece sheet metal with a honeycombed core aluminum composite panel, such as that sold by Honeycomb Panels, LLC.

In some embodiments, the board **104** may be constructed from a plurality of attachable pieces **104a-e** as shown in FIGS. 4A and 4B. The plurality of pieces may be attachable to each other in a variety of ways, such as magnets, hood-and-loop fasteners, tongue and groove, resistance fit, hooks, clips, buttons, and the like. Having a plurality of pieces allows the board to be broken down into a smaller package for storage or transportation. In the example shown in FIGS. 4A and 4B the perimeter pieces **104a-d** have protuberances **400a-d** while the center piece **104e** has a plurality of slots **402a-d** into which the protuberances can fit in the ways discussed above.

As shown in FIGS. 1 and 4A, the board **104** comprises a top surface **112** having a center and terminating at at least one perimeter edge **114**. For example, if the board **104** is circular, it would be considered as having one continuous perimeter edge **114**. A triangular board would be considered as having three edges, a rectangular board with four edges, and so on.

The top surface **112** may be flat or convex to provide a platform upon which the game pieces **106** and player pieces **108** may be set. In some embodiments, the top surface **112** is magnetic. For example, the top surface **112** may be made of a magnet or metal. Alternatively, a large magnet or a plurality of smaller magnets may be placed underneath the top surface **112** with the top surface **112** being made of a material through which the magnetic force can be felt, such as sheet metal. This allows the top surface **112** to be made of or covered with a material that is more suitable or comfortable to play on. For example, the top surface **112** may have a covering **116**, such as paint, powder-coated, cloth, canvas, nylon, vinyl, leather, paper, silk, or other synthetic or non-synthetic fabrics and material, and any combination thereof. In some embodiments, the covering **116** is a cast white vinyl film comprising a top surface with a luster finish having a center and terminating at a perimeter edge. The covering **116** also comprises a bottom surface opposite the top surface of the covering **116**, wherein the bottom surface is removeably adhered to the top surface **112** of the board **104**. In some embodiments, the covering **116** may be permanently adhered to the top surface **112** of the board **104**.

Alternatively, instead of magnetizing the top surface **112**, the top surface **112** may comprise other means for preventing the game pieces **106** and/or player pieces **108** from falling off the board **104** or other unwanted movement on the board **104**. For example, the top surface **112** may comprise an adhesives, hook-n-loop fasteners, non-slip surface, buttons, pegs or holes, and the like, to which the game pieces **106** and/or player pieces **108** may be temporarily and reversibly (i.e. removably) placed or fastened.

The board **104** also comprises a bottom surface **204** opposite the top surface **112**. The bottom surface **204** may be a solid, hard flat piece of material, such as wood, plastic, metal, and the like. The bottom surface **204** allows the top surface **104** to be mounted on the base **200**. Preferably, the bottom surface **204** is mounted on the base **200** in a rotatable manner so that, while the base **200** maintains a solid foundation, the top surface **104** can rotate so as to change the orientation of the board **104** relative to the players. This makes it easier for the players to manipulate the game pieces **106** and/or player pieces **108** on the board **104** since the players do not have to move around or reach over the board **104**, but rather, simply rotate the board **104** so as to bring pieces **106**, **108** within their reach.

As shown in FIG. 1, the top surface **112** also comprises a plurality of positions **118a**, **118b**, **118c**, etc. (collectively referenced as **118**) to designate where the players are to be on the board **104** and where they are to go on their next turn. The covering **116**, adhering to the top surface **112** of the board **104**, may also comprise the plurality of positions **118** on the covering **116** uniformly and angularly spaced apart along the perimeter edge of the covering **116**. In some embodiments, the covering **116** may be transparent for the plurality of positions **118** on the board **104** to be visible.

In another embodiment, the board **104** is circular and the positions **118** are uniformly and angularly spaced apart along the perimeter edge **114** on the top surface **104** as shown in FIG. 1. The plurality of positions **118** may be printed on to the top surface **104**, printed on the covering **116**, or may be designated by a physical object that can be removeably fastened to the board **104**. Alternatively, the positions **118** may be defined by recesses within the board **104** or protrusions.

Adjacent to each position **118a**, **118b**, **118c**, etc. may be at least one actuator **120a**, **120b**, **120c**, etc. (collectively

referenced as **120**). When the covering **116** adheres to the top surface **112** of the board **104**, then each of the plurality of actuators **120** on the board **104** is preferably adjacent to one of the plurality of positions **118** on the covering **116**. The actuators **120** may be any device that can activate a communication device **122**. For example, the actuators **120** may be buttons, switches, touch sensors, heat sensors, and the like. In some embodiments, a single actuator **120** may be used by all of the players. The single actuator **120** may be conveniently located so that any player can access it. For example, it may be located at the center of the board **104** or it may be on or a part of the communication device **122**. The communication device **122** may be any audio player, video player, audio-video player, multimedia player, computer, and the like, or any other device that can communicate instructions to the players, such as books, cards, pamphlets, paper, whiteboard, chalkboard, dry erase board, and the like. Thus, the instructions may be given orally, visually, or both. In the event the players cannot read, instructions may be given pictographically using familiar pictures to communicate the instructions. For example, binoculars may be used to represent the words "find," numbers may be shown numerically rather than in written form. The instructions are related to the subject matter for which the players are interested in developing proficiency. Therefore, the instructions may request the player to perform a calculation, solve a problem, perform a sequence of steps, identify a person, place or thing, and the like. Preferably, the instructions involve the players performing some act with the game pieces **106**. Each actuator **120a**, **120b**, **120e**, etc. may be operatively connected to the communication device **122** such that actuation of any actuator **120a**, **120b**, **120e**, etc. will cause the communication device **122** to give instruction to the player. For example, as shown in FIG. 3, a bus **206** may be configured to receive communications from the actuators **120** via a plurality of wires **208** (or wirelessly). The bus **206** can be connected to the communication device **122** such that activation of the actuators **120** activates the communication device **122**.

A plurality of instructions may be pre-recorded on the communication device **122** such that when an actuator **120** is activated one of the instructions is played to give the player instructions on what to do during his or her turn. In some embodiments, the communication device **122** may be programmable to receive additional instructions or edit previously stored instructions. In some embodiments, the plurality of instructions may be stored in separate electronic files that can be loaded by the players depending on type of game the players want to play. A screen **124** may be provided on the communication device **122** from which the players can select the type of games they want to play from a database of games and/or instructions. In some embodiments, each actuator **120** may be connected to its own communication device **122**. Therefore, each communication device will be independent from each other.

If the communication device is purely an audio player, then preferably, the audio player is placed below the top surface **112** so that it cannot be seen or obstruct the game pieces **106** on the top surface **112**. In such an embodiment, the top surface **112** or the bottom surface **204** may define a cavity **210** in which the audio device can be housed.

In some embodiments, the communication device **122** may be a video player in which case the video player is placed on the top surface **112** so as to be visible by the players. In the preferred embodiment, the communication device **122** is a multimedia player, such as a computer, tablet, gaming console, and the like. Therefore, the commu-

nication device **122** may have an input device, such as keyboard, mouse, game controller, touch screen **124**, microphone with voice-recognition software, and the like, or any combination thereof. In some embodiments, the communication device **122** may also serve as or provide a random number generator. Alternatively, the random number generator may be standard die, spinner, and the like. By way of example only, the communication device **122** may be an electronic computing device, such as an iPad® or and iPod Touch® for which an app can be created to perform the functions described herein for the communication device **122**.

The instructions can be formatted in a number of different ways. For example, the communication device **122** may comprise a memory storing a list of instructions. Each time an actuator **120** is actuated, the next instruction on the list is given. In some embodiments, the communication device **122** is a computing device comprising a memory and processor that can also keep track of the plays that have been made and the players that have made the plays. Therefore, the instructions given may be dependent on how each player has been performing and the types of instructions that have been given. For example, since the educational tool **100** is designed to improve the players' skill or knowledge the next instruction given to a player may be dependent on how he or she performed on the previous instruction. Thus, the communication device **122** may be configured to keep track of what instructions were given to each player and how well or correctly the player has executed those instructions. With increasing accuracy and proficiency in following instructions, subsequent instructions can become more difficult. Conversely, if a player is having a hard time following instructions, subsequent instructions may become easier.

Returning to the board **104**, the top surface **112** may further comprise a receiving portion **126** to receive the game pieces **106** that have been used in play. Preferably, the receiving portion **126** is positioned on the top surface **112** centrally inwardly relative to the plurality of positions **118**. The covering **116**, adhering to the top surface **112** of the board **104**, may also have the receiving portion **126** positioned on the top surface of the covering **116** radially inwardly relative to the plurality of positions **118**. Both embodiments allow the players to move their player pieces **108** along the perimeter of the game board **104** and place or discard any used game pieces **106** towards the center of the board **104** so as not to interfere with the regular play of the game. For example, the receiving portion **126** may be at or near the center of the board **104**. However, the receiving portion **126** can be placed anywhere, including along the perimeter edge **114**. The receiving portion **126** may be demarcated by a visual marking or a physical marking. In some embodiments, the receiving portion **126** may be recessed into the board **104** so as to better contain the game pieces placed therein. In other embodiments, the receiving portion **126** may be a tray on top of the board **104** or on the edge **114**. The removing portion **126** may be removably fastened to the board so as to be positioned at a desired location on the board **104**.

In some embodiments, the receiving portion **126** may comprise a sensor **128** to determine which of the game pieces **106** were placed on the receiving portion **126**. The sensor **128** can be used to determine whether the correct number and type of game pieces were placed in the receiving portion **126** in relation to the instruction given. Thus, the sensor **128** may also be operatively connected to the communication device **122**. For example, the sensor **128** may be a scale to weigh the game pieces **106** placed in the receiving

portion **126**. Each game piece **106** may have a unique weight associated with it so that when an instruction is given, the correct answer will result in a unique total weight. The communication device **122** may time the player and consider the total weight after a predetermined time, or the player may indicate to the communication device when he or she has completed the instruction and is ready for the reading to be taken.

In some embodiments, the sensor **128** may be an optical sensor **130**, such as a scanner or camera to optically determine which game pieces **106** were placed in the receiving portion **126** by reading a marking on the game piece **106**, such as a bar code, or detecting the physical shape, size, dimension, or any other unique visible characteristic of the game pieces **106**. In such an embodiment, the educational tool **100** would not require a receiving portion **126** as the players could simply have the game pieces **106** scanned and placed in a generic discard pile off the board **104**. The optical sensor **130** may be an external device relative to the communication device **122** or integrally part of the communication device **122**.

The educational tool **100** may further comprise a plurality of game pieces **106**. In embodiments in which the communication device **122** is a multimedia player, the game pieces **106** may be displayed electronically on the communication device **122**. Preferably, the game pieces **106** are tangible physical pieces that can be picked up and examined by the players. The game pieces **106** may come in a variety of forms, types, and denominations. In one example, the game pieces **106** may be money, such as bills and coins.

Depending on the type of learning experience desired, the game pieces **106** may be randomly positioned on the top surface **112** or systematically arranged on the top surface **112**. Preferably, since the positions **118** are arranged adjacent to the perimeter edge **114** of the board **104**, the game pieces **106** are placed centrally inwardly relative to the plurality of positions **118**. For example, on a circular board **104**, the game pieces **106** are positioned radially inward relative to the plurality of positions **118**. However, during the setup of a game, the game pieces **106** would be placed outside the receiving portion **126**.

The game pieces **106** are configured to be removable from the top surface **112** and placed into the receiving portion **126**. The game pieces **106** may comprise a means for temporarily and reversibly fastening the game piece **106** to the board **104**. For example, the game pieces **106** may comprise a magnet or be magnetized. Alternatively, the game pieces **106** may comprise an adhesive, hook and loop fasteners, buttons, pegs or holes, and the like that is reciprocal to the fastening mechanism used on the board **104**.

The education tool may further comprise a plurality of player pieces **108** positionable on the board **104** and configured to be moved from position **118a** to position **118b** so the player knows which actuators **120** to actuate on his or her turn in response to the random number generator. Therefore, the player pieces **108** may also comprise an adhesive, hook and loop fasteners, buttons, pegs or holes, and the like, to be temporarily and reversibly fastened to the positions **118**. In turn, the positions **118** have the reciprocal fastening mechanism to temporarily and reversibly fasten the player pieces **108**.

In some embodiments, player pieces **108** are not necessary. Rather, each player may sit at one of the plurality of positions **118** as his or her designated spot. On the player's turn, the player simply presses the actuator **120** and receives instruction on what to do with the game pieces **106**. In such



embodiments, even the plurality of positions **118** and the random number generator are not required.

Due to the removability of many of the pieces including the positions **118**, many different types of games can be played on a single board **104** simply by rearranging the positions **118**, adding new positions **118**, or removing positions **118**.

#### EXAMPLES

Due to the configuration of the board **104**, multiple different types of skills and knowledge in a variety of different fields may be acquired. By way of example only, the educational tool **100** may be used to teach the players how to count money. A circular dome-shaped board **104** may be provided with a plurality of positions **118** uniformly spaced apart along the perimeter edge **114** of the top surface **112** on the board **104**. Various denominations of currency, such as bills and coins may be used as the game pieces **106** and randomly distributed on the board **104**, radially inwardly relative to the positions **118**. All players may begin at the same starting point. A player actuates the random number generator (i.e. rolls standard die, spins a standard spinner, or actuates an electronic random number generator on the communication device **122**) and moves his player piece **108** the designated number of spaces. The player can then actuate the actuator **120a** adjacent to the position **118a** landed on and receive the instruction. The communication device **122** gives instruction to the player to gather a specific amount of money. For example, the instruction may be to “collect twenty-seven cents with three coins.” The player then looks on the board **104** and figures out which coins will be required to collect in order to get the correct quantity and amount requested on the instruction. Once the player thinks he or she has the proper coins, the player places the collected money on the receiving portion **126**. The sensor **128** on the receiving portion reads, measures, or weighs the coins placed in the receiving portion **126** and the communication device **122** calculates the exact amount collected and determines whether the player has executed the instruction correctly. The communication device **122** announces whether the instruction was executed correctly. Alternatively, a neutral party can determine whether the instruction had been executed correctly. If correct, the player may go again. Otherwise, the next player takes a turn.

In another embodiment, the communication device **122** may display a typical menu from a fast food restaurant listing the items for sale and their corresponding price. A player actuates the random number generator (i.e. rolls standard die, spins a standard spinner, or actuates an electronic random number generator on the communication device **122**) and moves his player piece the designated number of spaces. Upon activating the actuator **120**, the communication device **122** may request the player to collect sufficient money to purchase a specific item on the menu. The player will have to identify the item in the menu, figure out the corresponding price, then collect the exact amount and place it into the receiving portion **126**. The receiving portion **126** sends its reading to the communication device **122** to determine whether the correct amount is placed in the receiving portion **126**. The communication device **122** then notifies the player whether the amount is correct or not.

In another embodiment, the educational tool **100** may test spelling or letter recognition. A plurality of letters from the alphabet may be randomly distributed on the top surface **112** of the board **104** as the game pieces **106**. On a player's turn, the player actuates the random number generator (i.e. rolls

standard die, spins a standard spinner, or actuates an electronic random number generator on the communication device **122**). The communication device **122** announces a word or shows a picture. The player then collects the letters in the proper sequence that spells the word or subject matter of the picture and places the letters into the receiving portion **126** in the proper sequence. The sensor **128** reads the game pieces **106** and sends the information to the communication device **122**. The communication device **122** determines whether the word was spelled correctly based on the sequence with which each letter was placed in the receiving portion **126** or optically read by the optical sensor **130**.

The educational tool of the present invention can be used to teach a subject matter including, but not limited to, history, any foreign language, English language arts, all branches of mathematics, geography, all branches of science, all recognition skills, social skills, business skills (including all business applications such as real estate, accounting, retail and wholesale applications), any and all applications that apply to the legal profession and to all aspects of the medical profession and any and all educational and non-educational games and activities including security professionals and law-enforcement and the military. The game board, without further modification, can be used to facilitate training in all areas of education, business, the government, and military, including all of the above-mentioned locations and professions.

Software applications can be created with rules and instructions for whatever game type the players to play as well as varying difficulty levels. All that is required to change the game for a new training regime is to clear the board of the game pieces and place new game pieces relevant to the new game on the board, and follow the rules for the new game or open the application on the communication device **122** pertaining to the new game.

The foregoing description of the preferred embodiment of the invention has been presented for the purposes of illustration and description. It is not intended to be exhaustive or to limit the invention to the precise form disclosed. Many modifications and variations are possible in light of the above teaching. It is intended that the scope of the invention not be limited by this detailed description, but by the claims and the equivalents to the claims appended hereto.

What is claimed is:

1. An educational tool, comprising:

- a. a base;
- b. a board rotatably mounted on the base, the board comprising:
  - i. a top surface having a center and terminating at at least one perimeter edge,
  - ii. a bottom surface opposite the top surface, the bottom surface mounted on the base, and
  - iii. a plurality of actuators, one actuator adjacent to one position;
- c. a covering comprising:
  - i. a top surface and terminating at at least one perimeter edge,
  - ii. a bottom surface opposite the top surface of the covering, the bottom surface removably adhering to the top surface of the board,
  - iii. a plurality of positions on the covering uniformly spread along the at least one perimeter edge of the covering, and
  - iv. a receiving portion positioned on the top surface of the covering;

- d. a plurality of game pieces randomly positioned on the top surface of the covering wherein each game piece is configured to reversibly fasten to the top surface of the covering;
  - e. a plurality of player pieces positionable on the top surface of the covering; and
  - f. a communication device operatively connected to each actuator, wherein actuation of any actuator activates the communication device to give a specific instruction regarding the game piece.
2. The educational tool of claim 1, wherein the top surface of the covering has a luster finish and the bottom surface is adhesive.
3. The educational tool of claim 1, wherein the communication device comprises an audio component to give oral instructions.
4. The education tool of claim 1, wherein the communication device comprises a visual component to give visual instructions.
5. The educational tool of claim 4, wherein the visual component comprises a touch screen.
6. The educational tool of claim 1, wherein the communication device is a computing device comprising a processor and memory, wherein the computing device is configured to give the specific instruction in response to actuation of one of the actuators.
7. The education tool of claim 1, wherein the communication device comprises a sensor to determine whether the specific instruction was executed correctly.
8. The educational tool of claim 1, wherein the receiving portion comprises a sensor to determine which of the game pieces were placed on the receiving portion.
9. A method for teaching, comprising:
- a. providing an educational device, comprising:
    - i. a base;
    - ii. a board rotatably mounted in the base, the board comprising:
      - (a) a top surface having a center and terminating at at least one perimeter edge,
      - (b) a bottom surface opposite the top surface, the bottom surface mounted on the base, and
      - (c) at least one actuator positioned on the board;

- iii. a covering comprising:
    - (a) a top surface and terminating at at least one perimeter edge,
    - (b) a bottom surface opposite the top surface of the covering, the bottom surface removably adhering to the top surface of the board,
    - (c) a plurality of positions on the covering uniformly spread along the at least one perimeter edge of the covering, and
    - (d) a receiving portion positioned on the top surface of the covering, centrally inwardly relative to at least one of the plurality of positions;
  - iv. a plurality of game pieces positionable on the top surface of the covering, centrally inwardly relative to at least one of the plurality of positions, wherein each game piece comprises a reversible fastening mechanism;
  - v. a plurality of player pieces positionable on the covering;
  - vi. a communication device operatively connected to the at least one actuator, wherein actuation of the at least one actuator activates the communication device to give a specific instruction regarding the game piece;
  - b. providing a random number generator abatable by the players to determine a number of player positions to move the player pieces, in turn;
  - c. giving an instruction to a player in response to actuation one of the plurality of actuators corresponding to one of the plurality of the positions landed on by the first player in response to actuation of the random number generator;
  - d. determining whether the instruction was executed correctly; and
  - e. rotating the board to accommodate a player.
10. The method of claim 9, wherein the communication device is an electronic computing device.
11. The method of claim 10, wherein the random number generator is provided by the communication device.
12. The method of claim 9, wherein determining whether the instruction was executed correctly is determined by a sensor.

\* \* \* \* \*