



US009350664B2

(12) **United States Patent**
Zukerman et al.

(10) **Patent No.:** **US 9,350,664 B2**

(45) **Date of Patent:** ***May 24, 2016**

(54) **SYSTEM AND METHOD FOR TRANSMITTING DATA IN A NETWORK**

(58) **Field of Classification Search**
None
See application file for complete search history.

(71) Applicant: **City University of Hong Kong,**
Kowloon (HK)

(56) **References Cited**

(72) Inventors: **Moshe Zukerman,** Kowloon (HK); **Eric Wing-Ming Wong,** Kowloon (HK); **Meiqian Wang,** Kowloon (HK); **Shuo Li,** Kowloon (HK)

U.S. PATENT DOCUMENTS

(73) Assignee: **City University of Hong Kong,** Hong Kong (HK)

5,719,853	A *	2/1998	Ikeda	370/229
5,982,780	A *	11/1999	Bohm et al.	370/450
2002/0109878	A1 *	8/2002	Qiao	359/118
2003/0189901	A1 *	10/2003	Ozugur et al.	370/230
2005/0030951	A1 *	2/2005	Maciocco et al.	370/395.2
2012/0148242	A1 *	6/2012	Chen et al.	398/49
2013/0094856	A1 *	4/2013	Chen	H04L 45/62 398/48

(*) Notice: Subject to any disclaimer, the term of this patent is extended or adjusted under 35 U.S.C. 154(b) by 130 days.

* cited by examiner

This patent is subject to a terminal disclaimer.

Primary Examiner — Eunsook Choi

(21) Appl. No.: **14/095,338**

(74) *Attorney, Agent, or Firm* — Renner Kenner Greive Bobak Taylor & Weber

(22) Filed: **Dec. 3, 2013**

(65) **Prior Publication Data**

US 2014/0321287 A1 Oct. 30, 2014

Related U.S. Application Data

(63) Continuation-in-part of application No. 13/870,313, filed on Apr. 25, 2013.

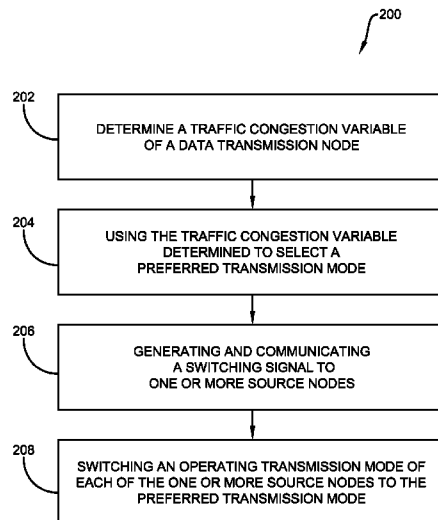
(57) **ABSTRACT**

(51) **Int. Cl.**
H04L 12/803 (2013.01)
H04Q 11/00 (2006.01)
H04L 12/825 (2013.01)
H04L 1/00 (2006.01)

A system and method for transmitting data in a network includes the steps of determining a traffic congestion variable of a data transmission node arranged to receive data from one or more source nodes of the network; using the traffic congestion variable to select a preferred transmission mode for use by the one or more source nodes to transmit data to the data transmission node; and switching an operating transmission mode of each of the one or more source nodes to the preferred transmission mode such that the one of more source nodes transmit data to the data transmission node with the preferred transmission mode, wherein the one or more source nodes are arranged to transmit data in only one operating transmission mode.

(52) **U.S. Cl.**
CPC **H04L 47/122** (2013.01); **H04L 47/26** (2013.01); **H04Q 11/0062** (2013.01); **H04Q 11/0066** (2013.01)

11 Claims, 4 Drawing Sheets



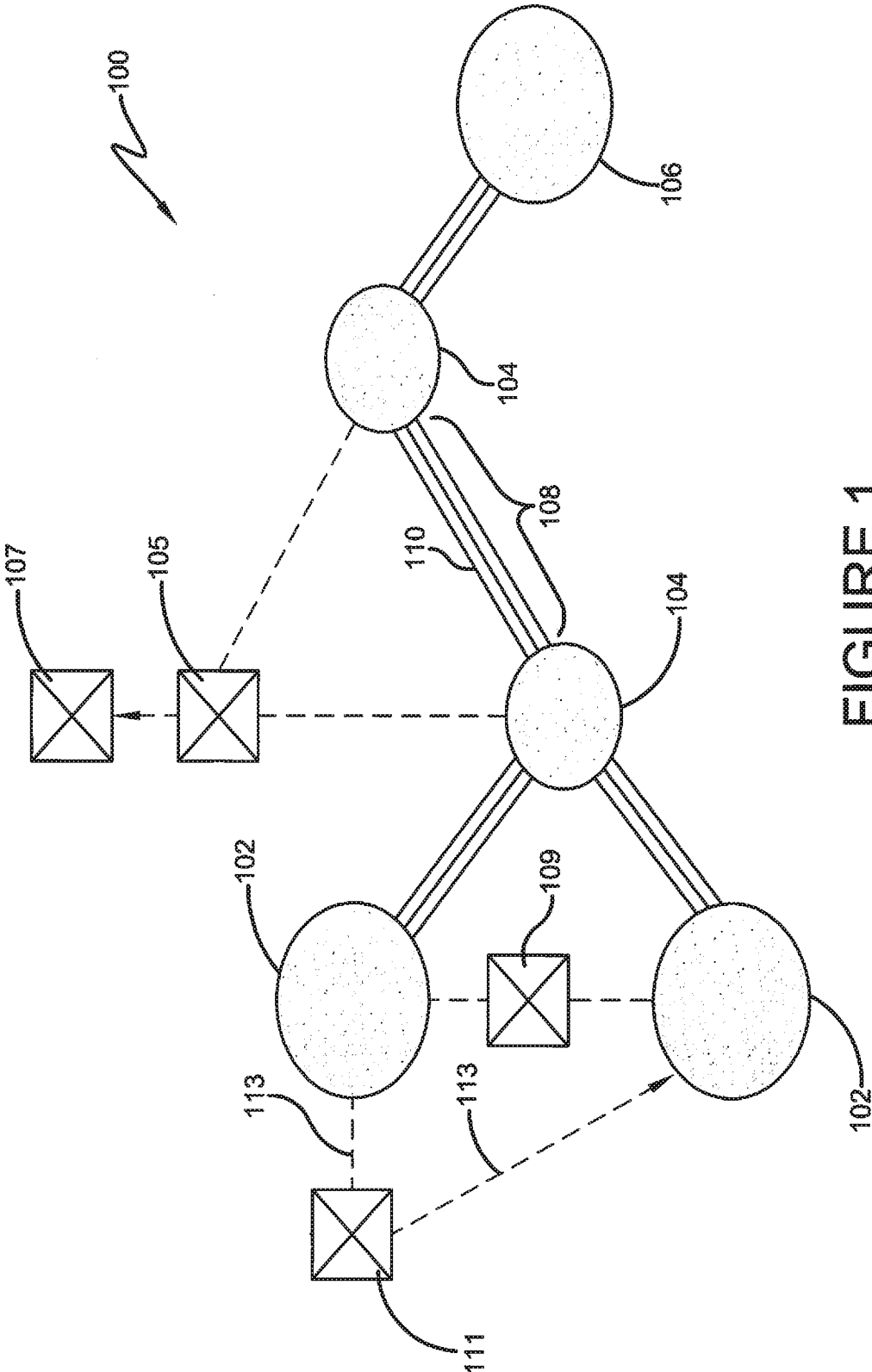


FIGURE 1

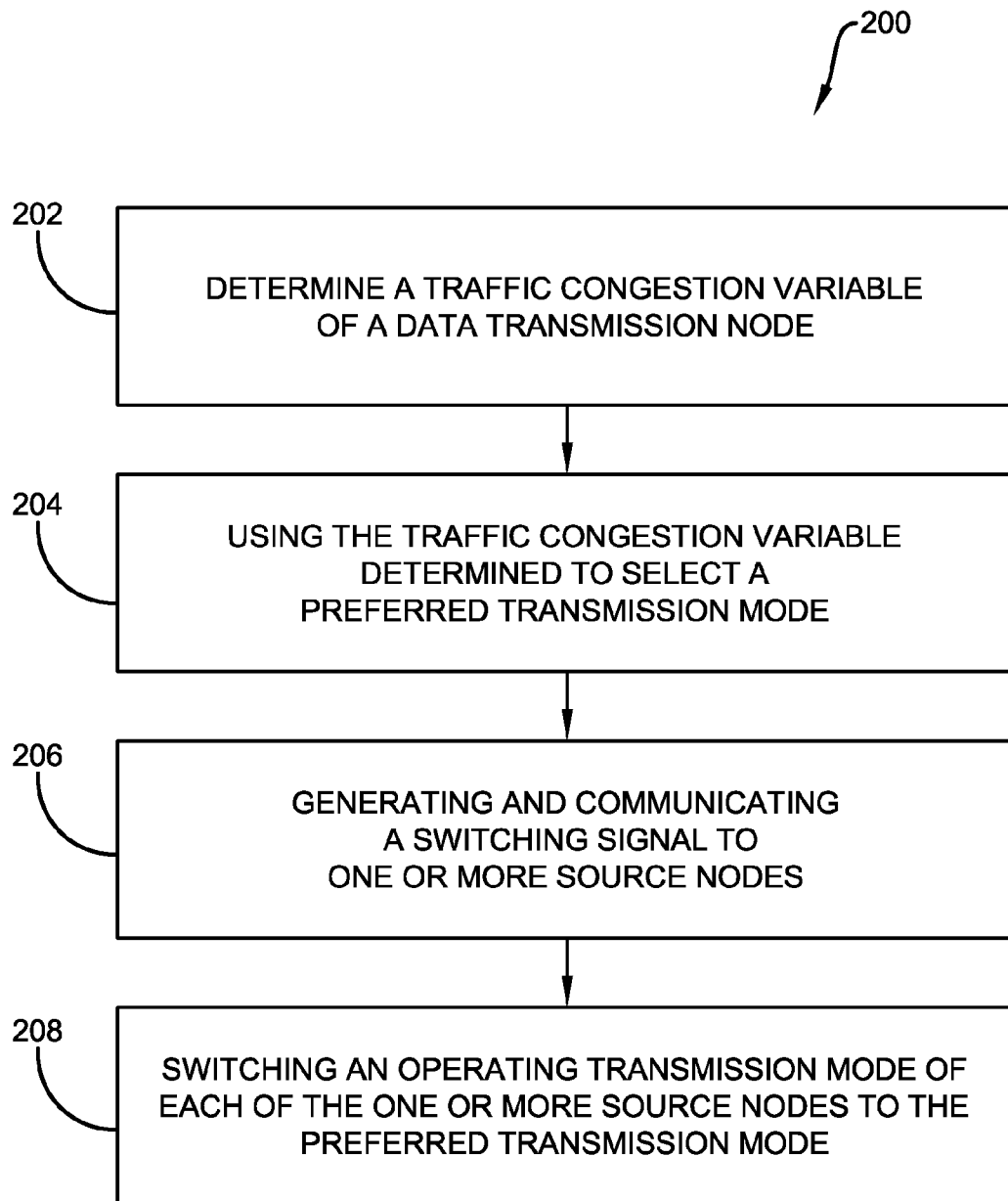


FIGURE 2

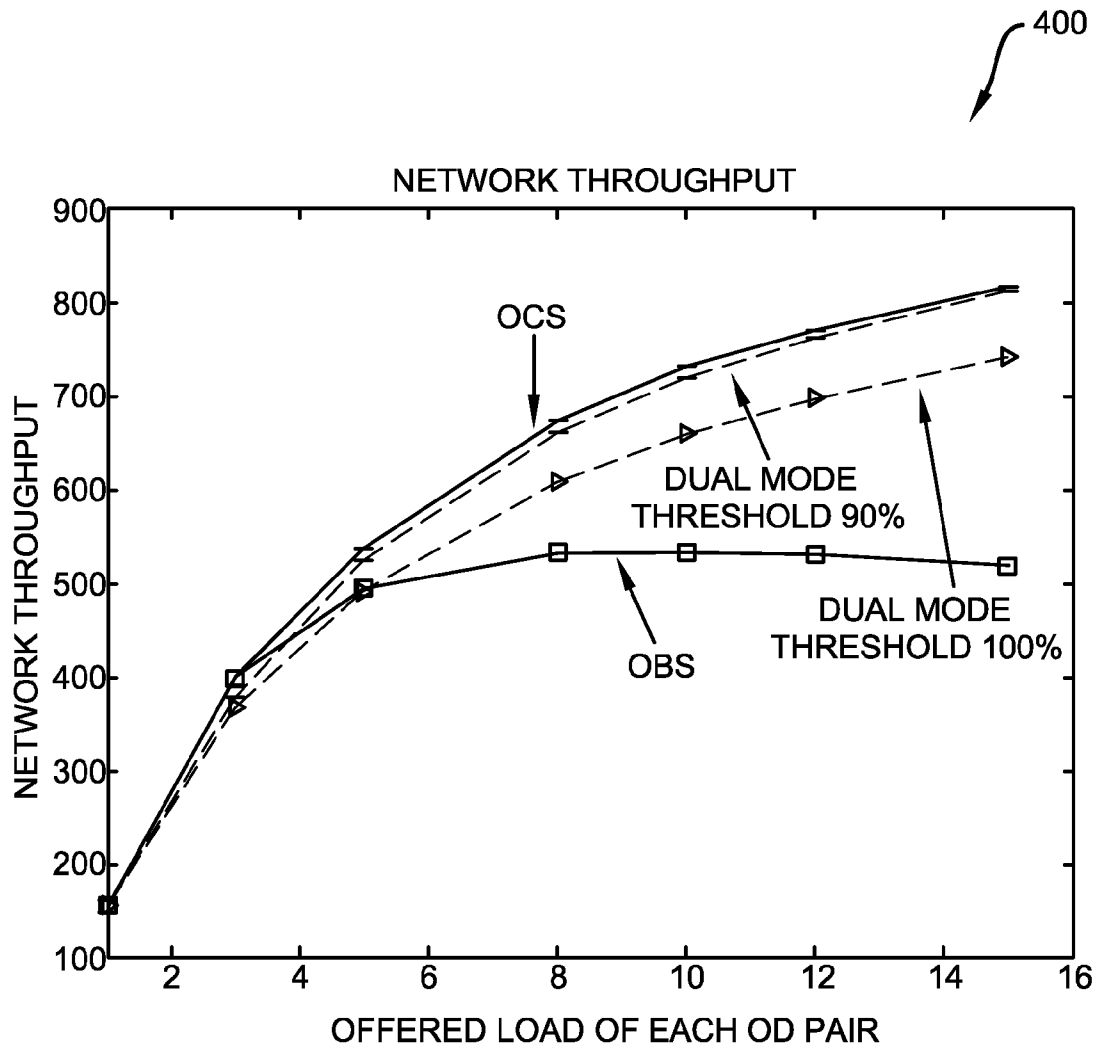


FIGURE 4

SYSTEM AND METHOD FOR TRANSMITTING DATA IN A NETWORK

CROSS-REFERENCE TO RELATED APPLICATION

This application is a continuation-in-part of U.S. patent application Ser. No. 13/870,313 filed Apr. 25, 2013, the contents of which are incorporated herein by reference.

TECHNICAL FIELD

The present invention relates to a system and method for transmitting data in a network and particularly, although not exclusively, to a dual mode data transmission system and method for transmitting data in optical networks.

BACKGROUND

With an ever increasing data traffic in data transmission networks such as the Internet, efficient and reliable data transmission is highly desirable for handling and communicating a large amount of data. To date, different data transmission methods have their own advantages and limitations. For example, some data transmission methods may be faster in speed whilst some other data transmission methods may be less susceptible to data transmission loss.

Choosing which method to use in the right instances would be helpful in establishing an efficient communication transmission network. This, in turn, may improve the efficiency of data transmission in the network and hence provides additional flexibility and enhanced cost-effectiveness to the data transmission system.

SUMMARY OF THE INVENTION

In a first embodiment, the present invention provides a method for transmitting data in a network comprising the steps of determining a traffic congestion variable of a data transmission node arranged to receive data from one or more source nodes of the network; using the traffic congestion variable to select a preferred transmission mode for use by the one or more source nodes to transmit data to the data transmission node; and switching an operating transmission mode of each of the one or more source nodes to the preferred transmission mode such that the one of more source nodes transmit data to the data transmission node with the preferred transmission mode, wherein the one or more source nodes are arranged to transmit data in only one operating transmission mode.

In a second embodiment, the present invention provides a method for transmitting data as in the first embodiment, wherein the step of switching the operating transmission mode of each of the one or more source nodes to the preferred transmission mode includes switching on or off the only one operating transmission mode.

In a third embodiment, the present invention provides a method for transmitting data as in either the first or second embodiments, wherein the switching on or off of the only one operating transmission mode is determined by comparing the traffic congestion variable with a predetermined threshold.

In a fourth embodiment, the present invention provides a method for transmitting data as in any of the first through third embodiments, wherein the switching on or off of the only one operating transmission mode is based on the traffic congestion variable being above or below the predetermined threshold.

In a fifth embodiment, the present invention provides a method for transmitting data as in any of the first through fourth embodiments, wherein the only one operating transmission mode is an optical burst switching (OBS) mode.

In a sixth embodiment, the present invention provides a method for transmitting data as in any of the first through fifth embodiments, wherein the data is not transmitted when the traffic congestion variable is above the predetermined threshold, and is transmitted with OBS mode when the traffic congestion variable is below the predetermined threshold.

In a seventh embodiment, the present invention provides a method for transmitting data as in any of the first through sixth embodiments, wherein the predetermined threshold comprises a value of 0% to 100% of utilization of the data transmission nodes.

In an eighth embodiment, the present invention provides a system for transmitting data in a network comprising a controller arranged to determine a traffic congestion variable of a data transmission node arranged to receive data from one or more source nodes of the network, a selection module arranged to select a preferred transmission mode based on the traffic congestion variable for use by the one or more source nodes to transmit data to the data transmission node, and a switching module arranged to switch an operating transmission mode of each of the one or more source nodes to the preferred transmission mode such that the one of more source nodes transmit data to the data transmission node with the preferred transmission mode, wherein the one or more source nodes are arranged to transmit data in only one operating transmission mode.

In a ninth embodiment, the present invention provides a system for transmitting data as in the eighth embodiment, wherein the switching module is arranged to switch on or off the only one operating transmission mode.

In a tenth embodiment, the present invention provides a system for transmitting data as in either the eighth or ninth embodiments, wherein the switching on or off of the only one operating transmission mode is determined by comparing the traffic congestion variable with a predetermined threshold.

In an eleventh embodiment, the present invention provides a system for transmitting data as in any of the eighth through tenth embodiments, wherein the switching on or off of the only one operating transmission mode is based on the traffic congestion variable being above or below the predetermined threshold.

In a twelfth embodiment, the present invention provides a system for transmitting data as in any of the eighth through eleventh embodiments, wherein the only one operating transmission mode is an optical burst switching (OBS) mode.

In a thirteenth embodiment, the present invention provides a system for transmitting data as in any of the eighth through twelfth embodiments, wherein the data is not transmitted when the traffic congestion variable is above the predetermined threshold, and is transmitted with OBS mode when the traffic congestion variable is below the predetermined threshold.

In a fourteenth embodiment, the present invention provides a system for transmitting data as in any of the eighth through thirteenth embodiments, wherein the predetermined threshold comprises a value of 0% to 100% of utilization of the data transmission nodes.

In a fifteenth embodiment, the present invention provides a system for transmitting data in a network comprising a controller for determining a traffic congestion variable of a data transmission node arranged to receive data from one or more source nodes of the network, a processor for comparing the traffic congestion variable with a predetermined congestion

threshold, and a switching module arranged to control data transmission in the network by switching on or off the operating data transmission mode for use by the one or more source nodes to transmit data to the data transmission node based on the comparison result.

In a sixteenth embodiment, the present invention provides a system for transmitting data as in the fifteenth embodiment, wherein the operating data transmission mode is optical burst switching (OBS) mode.

In a seventeenth embodiment, the present invention provides a system for transmitting data as in either the fifteenth or sixteenth embodiments, whereupon the traffic congestion variable being below the predetermined congestion threshold, the OBS mode is switched on for data transmission in the network, and whereupon the traffic congestion variable being above the predetermined congestion threshold, the OBS mode is switched off and data is not transmitted in the network

BRIEF DESCRIPTION OF THE DRAWINGS

Embodiments of the present invention will now be described, by way of example, with reference to the accompanying drawings in which:

FIG. 1 shows an exemplary 5-node network arranged to use a data transmission method for transmitting data in one embodiment of the present invention;

FIG. 2 shows the data transmission method used by the network for FIG. 1;

FIG. 3 shows an exemplary 13-node NSFNet network topology arranged to use the data transmission method of FIG. 2; and,

FIG. 4 is a graph showing the network throughput for the network of FIG. 3 with 50 channels per trunk at different data transmission modes.

DETAILED DESCRIPTION OF THE PREFERRED EMBODIMENT

The applicant has devised, through experimentation and trials, that optical burst switching (OBS) is an optical networking technology that facilitates one-way dynamic resource (e.g. wavelength channels) reservation of data flows suited to all-optical networks whereas optical circuit switching (OCS) and optical flow switching (OFS) are optical networking technologies in which end-to-end network resources are reserved in advance so that the data transmitted in the network will always be able to reach their destinations.

In OBS networks, data that are to be transmitted to the same destination are aggregated at ingress (source) nodes to form bursts. A burst may include data from various sources (when OBS operates at the core network) or from a single source (when OBS operates end-to-end). Control packet or signal is sent ahead of a burst to reserve wavelength channels along the burst transmission path in a hop by hop manner.

Since the wavelength channels are reserved hop by hop in OBS, the resource reservation time required prior to initiating data transmission is generally shorter than in end-to-end channel reservation schemes such as OCS. Preferably, OBS can be used to provide bandwidth on demand when fast setup time is needed. Another benefit of OBS over OCS is that in OBS light-paths are fully utilized during burst transmission whereas in OCS these light-paths may not be fully utilized.

In OBS, however, a burst of data, after utilizing certain network resources, may be dumped as a result of congestion in the network and never reaches the destination. The utilization of resources (e.g. wavelength channels) by the bursts that

will eventually be blocked or dumped during the transmission process represents utilized network resources that do not lead to network throughput. This has a detrimental effect on the network as these wasted resources can otherwise be used by other bursts. In OCS networks, the channels are used by the traffic or bursts that will certainly reach the destination and therefore no utilized resources are wasted. The problem in which some resources utilized by the bursts will eventually be dumped and failed to reach the destination is a peculiar weakness of OBS networks. Furthermore, an overloaded or congested trunk in a network will cause problems to other neighbouring trunks. This may in turn cause the other trunks to become congested and hence the reliability and efficiency of data transmission will be compromised.

Referring now to FIG. 1, there is shown an exemplary 5-node network 100 arranged to use a data transmission method for transmitting data in one embodiment of the present invention. The method comprising the steps of determining a traffic congestion variable of a data transmission node arranged to receive data from one or more source nodes of the network; using the traffic congestion variable to select a preferred transmission mode for use by the one or more source nodes to transmit data to the data transmission node; and switching an operating transmission mode of each of the one or more source nodes to the preferred transmission mode such that the one or more source nodes transmit data to the data transmission node with the preferred transmission mode.

As shown in FIG. 1, the exemplary network 100 comprises two source nodes 102, two data transmission nodes 104 and a destination node 106. These nodes are connected to one another through trunks 108 having a plurality of channels 110. During operation of the network, data is transmitted from the source nodes 102 to the destination nodes 106 through the intermediate data transmission nodes 104. In some embodiments, the data transmission nodes 104 may be arranged to transmit or receive data from different source nodes 102 at the same time. In other words, the trunk 108 of the data transmission nodes 104, at any particular time, may be transmitting data that originates from different source nodes 102. Preferably, all the nodes in the network 100 are arranged and adapted to transfer data in a plurality of data transmission modes. These data transmission modes may include optical circuit switching (OCS), optical burst switching (OBS), optical flow switching (OFS) or any other optical or electrical data transmission modes. In an alternative embodiment, all the nodes in the network 100 are arranged and adapted to transfer data in only one of the abovementioned transmission mode. This is advantageous for minimizing system implementation cost.

In a preferred embodiment, the nodes in the network as shown in FIG. 1 are arranged to transmit data using both OBS and OCS modes so as to provide an optimal data transmission performance. Preferably, the network 100 of FIG. 1 has a network congestion control that switches the data transmission modes at the source nodes 102 depending on the traffic in the data transmission nodes. In a preferred embodiment, the source nodes 102 use OCS mode to transmit data when the traffic in the network 100 or the data transmission nodes 104 is congested. OBS mode is used when the traffic in the network 100 or the data transmission nodes 104 is low.

In one alternative embodiment, the nodes in the network as shown in FIG. 1 are arranged to transmit data using only OBS mode. The network congestion control simply switches the OBS data transmission mode on or off depending on the traffic in the data transmission nodes. For example, for network 100 that are adapted to use only OBS mode, OBS mode is used when the traffic in the network 100 or the data trans-

mission nodes **104** is low whereas no data is transmitted (OBS mode switched off) when the traffic in the network **100** or the data transmission nodes **104** is congested. Preferably, when the OBS mode is switched off, the data transmission request is blocked or delayed.

In one embodiment, the data transmission node **104** is arranged to determine a congestion variable relating to its own traffic condition. The traffic congestion variable may be related to the channel **110** utilization of the data transmission node **104**, the processing time required at the data transmission node **104**, etc. The determination of the variable may be performed by a controller **105** associated with the data transmission nodes **104**. In other embodiments, the controller **105** may be external or the determination of the variable may be performed by other modules or units associated with the nodes.

The determined traffic congestion variable is then compared with at least one threshold value to determine if data transmission mode switching is required at the source nodes **102**. This step can be performed by the controller **105** at the data transmission nodes **104** or a separate controller **105** located externally or in other nodes. In one embodiment, a preferred transmission mode will be selected based on the traffic congestion variable by a selection module **107**. In embodiments where the network **100** is only arranged to transmit data in one data transmission mode, the switching on or off to the data transmission mode will be selected **5** based on the traffic congestion variable by a selection module. In a preferred embodiment, the threshold values comprise a congestion threshold indicating that the channels **110** are congested and a recovery threshold indicating that the channels **110** are not fully utilized.

Preferably, the value of the congestion threshold is larger than or equal to that of the recovery threshold. Also, the thresholds are preferably predetermined. In some other embodiments, there may be any number of thresholds or the thresholds may be dynamically adjusted. Although in some embodiments a single threshold can also be employed, the use of two thresholds is advantageous over the use of a single threshold as it prevents excessive and unnecessary rapid switching of transmission mode in the source nodes **102** due to periodic small traffic fluctuation about the threshold value. This prevents inducing unnecessary damages to the switching modules or the nodes.

In an embodiment, if it is determined that the traffic congestion variable exceeds the congestion threshold, a switching signal **113** will be communicated to the source nodes **102** that use the trunk **108** of the data transmission node **104** to switch the data transmission mode of these source nodes **102** to OCS. On the other hand, if it is determined that the traffic congestion variable falls below the recovery threshold, a switching signal **113** will be communicated to the source nodes **102** that use the trunk **108** of the data transmission node **104** to switch the data transmission mode of these source nodes **102** to OBS. Preferably, the communication of the switching signal **113** to the source nodes **102** is performed by a communication module **111** associated with the system or the nodes.

The source nodes **102**, upon receiving the switching signal **113**, will switch to the preferred transmission mode. In these cases, the switching may be performed by a switching module **109** associated with the source nodes **102**. In some embodiments, the source nodes **102** may be arranged to receive switching signals **113** from more than one transmission nodes **104**. Preferably, the data transmission mode of the source nodes **102** will be switched if the present operating transmission mode is different to the data transmission mode indicated

by the switching signal **113**. The data that are sent from the source nodes **102** after the source nodes receive the switching signal may also be transmitted using the preferred transmission mode. The transmission mode of the data that are already being transmitted in the network before the source nodes **102** receive the switching signal **113** will be substantially unaffected.

In operation, when the utilization of the trunk **108** of a transmission node **104** exceeds the congestion threshold, a switching signal will be sent to all the source nodes **102** that use the trunk and turn the transmission mode of these source nodes into OCS. The bursts that are sent from these source nodes **102** after the source nodes receive the switching signal will be transmitted in OCS mode and control packets will be sent end-to-end to reserve channels **110** for the bursts. The bursts that are already being transmitted in the nodes before the source nodes **102** receive the switching signal will remain to be transmitted hop by hop using OBS mode. Preferably, the bursts that are being sent by the other source nodes will not be affected. This embodiment is particularly advantageous as the two data transmission modes, OBS and OCS, will exist in the network at the same time.

As mentioned earlier, The bursts that are transmitted in OCS mode will not occupy the channels **110** until an end-to-end channel reservation is established. This prevents the bursts that will eventually be dumped during the transmission process from using the channels **110** and in turn reduces the load for the congested trunk **108**. As a result, the utilization of the congested trunks will be gradually decreased until the traffic congestion variable falls below the recovery threshold. This implies that the network or the transmission nodes are no longer congested. A switching signal may then be sent to all the source nodes **102** that use the trunks **108** to turn the transmission mode in these source nodes back into OBS. In this way, the network will have an improved transmission speed or enhanced reliability when compared to using either one of OBS or OCS for data transmission.

Although a 5-node network **100** using the data transmission method in an embodiment of the present invention is shown in FIG. 1, it should be understood that the method as illustrated can be implemented on other networks having any number of nodes or of different node arrangements. Also, the number and position of the source nodes, data transmission nodes and destination nodes can be freely chosen and arranged. Furthermore, it should be appreciated that the above data transmission mode control method based on thresholding can also be used in system that are arranged to transmit in only one data transmission mode. In this particular case, the mode switching is simply switching on or off the only data transmission mode.

FIG. 2 shows the method **200** for transmitting data used by the network of FIG. 1. In this method **200**, firstly, a traffic congestion variable indicating the utilization of a data transmission node is determined **202**. Preferably, each data transmission node has its own traffic congestion variable. The traffic congestion variable determined is then used to select a preferred transmission mode from OBS and OCS modes **204**. Particularly, the selection of the preferred transmission mode is based on comparing the traffic congestion variable with a congestion threshold and a recovery threshold. OCS mode is selected when the variable exceeds the congestion threshold and OBS mode is selected when the variable falls below the recovery threshold.

Upon determining or selecting the preferred transmission mode, a switching signal indicating the preferred transmission mode may be generated and communicated to the source nodes that are utilizing the data transmission node **206**. In

some embodiments, the switching signal may be generated at the source nodes and thus no communication of the switching signal to the source nodes are required. The switching signal commands the source nodes to switch their data transmission mode to the preferred transmission mode. In response to the switching signal, the data transmission mode of these source nodes is switched to the preferred data transmission mode when the operating transmission mode of these source nodes are different to the preferred transmission mode **208**.

Again, it should be appreciated that the method of FIG. 2 is applicable to systems that uses only one data transmission mode for switching the data transmission mode on or off depending on network traffic.

Turning now to FIG. 3, an exemplary 13-node NSFNet network topology **300** as shown is used to illustrate the performance of the dual mode data transmission method **200** of FIG. 2. By choosing all possible origin-destination pairs with shortest path routing where a tie is broken randomly, a graph **400** showing the network throughput for the network **300** of FIG. 3 with 50 channels per trunk at different data transmission modes is shown in FIG. 4. In FIG. 4, performance of different sets of congestion and recovery thresholds used in the dual mode model are compared.

As shown in FIG. 4, when the network **300** is under-loaded and the probability of blocking (data loss) is negligible, the network throughput is about the same for OBS and OCS. As the offered load (traffic) increases, blocking probability increases in OBS. This leads to congestion collapse of network throughput. On the other hand, in OCS where no resources are used for the traffic that will eventually be lost or dumped during the transmission process, the network resources are utilized more efficiently albeit the data transmission speed may be slower.

In an embodiment of the data transmission method of the present invention, the bursts are transmitted in OBS mode when the utilization of the nodes or network **300** is smaller than the recovery threshold and OCS mode when the utilization of the nodes or network **300** exceeds the congestion threshold. As such, the throughput of the dual mode transmission network **300** is expected to be close to that of OCS whereas the data transmission speed is expected to improve when compared to using only OCS mode.

As shown in FIG. 4, when the congestion and recovery thresholds are both set to 90%, the network throughput is comparable to that of using OCS. On the other hand, when the congestion and recovery thresholds are both set to 100%, the network throughput is between that of OBS and OCS. This can be explained by that more bursts are being transmitted in OCS mode when the thresholds are at 90% than when they are at 100%. The network throughput of that when the thresholds are both set to 90% is therefore closer to the performance of OCS.

It should be noted, however, that how close the network throughput in the preferred embodiment of the dual mode transmission illustrated in the present invention to that of OCS is dependent on the proportion of bursts being transmitted in OCS mode, which in turn depends on the settings of the recovery and congestion thresholds. Particularly, the more the proportion of bursts is transmitted in OCS mode, the closer the network throughput will be to that of OCS.

Tables 1, 2 and 3 below show the effect of choosing different values for the recovery and congestion thresholds on network throughput and on the proportions of bursts that are transmitted in OBS and OCS modes for the exemplary network **300**.

TABLE 1

Network throughput (Erlangs) for different thresholds							
Network throughput (Erlangs)							
Offered load (Erlangs)							
	1	3	5	8	10	12	15
A. recovery threshold = 70 congestion threshold = 90	155.9294	399.9649	535.5494	669.8019	726.6679	768.6698	812.8134
B. recovery threshold = 90 congestion threshold = 90	155.9267	378.8076	524.2964	659.8142	718.1768	763.7998	810.2687
C. recovery threshold = 90 congestion threshold = 95	155.9765	377.4525	522.0722	656.7204	715.8017	760.4236	808.9138

TABLE 2

Proportions of bursts that are transmitted in OBS mode							
Proportions of bursts that are transmitted in OBS mode							
Offered load (Erlangs)							
	1	3	5	8	10	12	15
A. recovery threshold = 70 congestion	0.9960	0.3806	0.2010	0.0586	0.0239	0.0123	0.0052

TABLE 2-continued

	Proportions of bursts that are transmitted in OBS mode						
	Proportions of bursts that are transmitted in OBS mode						
	Offered load (Erlangs)						
	1	3	5	8	10	12	15
threshold = 90							
B. recovery	0.9979	0.5448	0.3173	0.1532	0.0940	0.0598	0.0325
threshold = 90							
congestion							
threshold = 90							
C. recovery	0.9996	0.5823	0.3580	0.1917	0.1258	0.0847	0.0492
threshold = 90							
congestion							
threshold = 95							

TABLE 3

	Proportions of bursts that are transmitted in OCS mode						
	Proportions of bursts that are transmitted in OCS mode						
	Offered load (Erlangs)						
	1	3	5	8	10	12	15
A. recovery	0.0040	0.6194	0.7990	0.9414	0.9761	0.9877	0.9948
threshold = 70							
congestion							
threshold = 90							
B. recovery	0.0021	0.4552	0.6827	0.8468	0.9060	0.9402	0.9675
threshold = 90							
congestion							
threshold = 90							
C. recovery	0.0004	0.4177	0.6420	0.8083	0.8742	0.9153	0.9508
threshold = 90							
congestion							
threshold = 95							

As shown in Tables 1, 2 and 3, when the offered load is 1 erlang, the network 300 is under-loaded and the throughput of OBS and OCS are almost the same. Therefore, the throughputs of the dual mode network 300 with different threshold settings do not have much difference. When the offered load is equal to or more than 3 erlangs, the network 300 becomes congested and about half of the total number of bursts is transmitted in OCS mode (as shown in Tables 2 and 3). This leads to a more obvious difference in network throughputs. As setting A (recovery threshold: 70 & congestion threshold: 90) uses OCS mode more frequently than setting B (recovery threshold: 90 & congestion threshold: 90) than setting C (recovery threshold: 90 & congestion threshold: 95), more bursts are being transmitted in OCS mode in setting A than setting B than setting C. Therefore, the network throughput is larger for setting A than setting B than setting C. Tables 1, 2 and 3 illustrate that the design of the thresholds is a trade-off between speed and reliability (less data loss). For a higher reliability, the bursts should be transmitted more in OCS mode. For faster data transmission, the bursts should be transmitted more in OBS mode.

In the above description FIG. 4 is specifically directed to cases where the system is arranged to operate in both OBS and OCS modes. However, a skilled person would readily appreciate that this is not mandatory and that the system can be arranged to operate in any number of data transmission modes, for example, operate only in OBS mode, without deviating from the scope of the invention.

It will be appreciated by persons skilled in the art that numerous variations and/or modifications may be made to the invention as shown in the specific embodiments without departing from the spirit or scope of the invention as broadly described. The present embodiments are, therefore, to be considered in all respects as illustrative and not restrictive.

Any reference to prior art contained herein is not to be taken as an admission that the information is common general knowledge, unless otherwise indicated.

The invention claimed is:

1. A method for transmitting data in a network comprising the steps of:

determining a traffic congestion variable of a data transmission node arranged to receive data from one or more source nodes of the network;

using the traffic congestion variable to select a preferred transmission mode for use by the one or more source nodes to transmit data to the data transmission node; and switching an operating transmission mode of each of the one or more source nodes to the preferred transmission mode such that the one or more source nodes transmit data to the data transmission node with the preferred transmission mode, wherein the one or more source nodes are arranged to transmit data in only one operating transmission mode;

wherein the step of switching the operating transmission mode of each of the one or more source nodes to the preferred transmission mode includes switching on or off the only one operating transmission mode; and

11

wherein the switching on or off of the only one operating transmission mode is determined by comparing the traffic congestion variable with a predetermined threshold.

2. A method for transmitting data in accordance with claim 1, wherein the switching on or off of the only one operating transmission mode is based on the traffic congestion variable being above or below the predetermined threshold.

3. A method for transmitting data in accordance with claim 2, wherein the only one operating transmission mode is an optical burst switching (OBS) mode.

4. A method for transmitting data in accordance with claim 3, wherein the data is not transmitted when the traffic congestion variable is above the predetermined threshold, and is transmitted with OBS mode when the traffic congestion variable is below the predetermined threshold.

5. A method for transmitting data in accordance with claim 4, wherein the predetermined threshold comprises a value of 0% to 100% of utilization of the data transmission nodes.

6. A system for transmitting data in a network comprising: a controller arranged to determine a traffic congestion variable of a data transmission node arranged to receive data from one or more source nodes of the network;

a selection module arranged to select a preferred transmission mode based on the traffic congestion variable for use by the one or more source nodes to transmit data to the data transmission node; and

a switching module arranged to switch an operating transmission mode of each of the one or more source nodes to the preferred transmission mode such that the one or more source nodes transmit data to the data transmission node with the preferred transmission mode, wherein the one or more source nodes are arranged to transmit data in only one operating transmission mode;

wherein the switching module is arranged to switch on or off the only one operating transmission mode; and

wherein the switching on or off of the only one operating transmission mode is determined by comparing the traffic congestion variable with a predetermined threshold.

12

7. A system for transmitting data in accordance with claim 6, wherein the switching on or off of the only one operating transmission mode is based on the traffic congestion variable being above or below the predetermined threshold.

8. A system for transmitting data in accordance with claim 7, wherein the only one operating transmission mode is an optical burst switching (OBS) mode.

9. A system for transmitting data in accordance with claim 8, wherein the data is not transmitted when the traffic congestion variable is above the predetermined threshold, and is transmitted with OBS mode when the traffic congestion variable is below the predetermined threshold.

10. A system for transmitting data in accordance with claim 9, wherein the predetermined threshold comprises a value of 0% to 100% of utilization of the data transmission nodes.

11. A system for transmitting data in a network comprising:

a controller for determining a traffic congestion variable of a data transmission node arranged to receive data from one or more source nodes of the network;

a processor for comparing the traffic congestion variable with a predetermined congestion threshold; and

a switching module arranged to control data transmission in the network by switching on or off the operating data transmission mode for use by the one or more source nodes to transmit data to the data transmission node based on the comparison result;

wherein the operating data transmission mode is optical burst switching (OBS) mode; and

whereupon the traffic congestion variable being below the predetermined congestion threshold, the OBS mode is switched on for data transmission in the network; and whereupon the traffic congestion variable being above the predetermined congestion threshold, the OBS mode is switched off and data is not transmitted in the network.

* * * * *