



US 20140018192A1

(19) **United States**

(12) **Patent Application Publication**  
Sullivan et al.

(10) **Pub. No.: US 2014/0018192 A1**  
(43) **Pub. Date: Jan. 16, 2014**

(54) **GOLF BALL WITH SINGLE LAYER CORE HAVING SPECIFIC REGIONS OF VARYING HARDNESS**

**Publication Classification**

(71) Applicant: **Acushnet Company**, Fairhaven, MA (US)

(51) **Int. Cl.**  
*A63B 37/00* (2006.01)  
(52) **U.S. Cl.**  
CPC ..... *A63B 37/0063* (2013.01)  
USPC ..... *473/377*

(72) Inventors: **Michael J. Sullivan**, Old Lyme, CT (US); **Brian Comeau**, Berkley, MA (US); **Douglas S. Goguen**, New Bedford, MA (US); **David A. Bulpett**, Boston, MA (US)

(57) **ABSTRACT**

A golf ball comprising a single layer core formed from a substantially homogenous formulation and comprising a geometric center and an outer surface; a hardness of the outer surface is greater than a hardness of the geometric center. An inner core region is disposed about the geometric center and has a first hardness that is less than those of the geometric center and the outer surface; an outer core region is adjacent the outer surface and has a second hardness that is greater than those of the geometric center and the outer surface; and an intermediate core region is disposed between the inner and outer core regions and extends radially from about 5 mm to about 15.75 mm from the geometric center and has at least a third hardness and a fourth hardness, each of which are related to the first hardness and the second hardness in various ways.

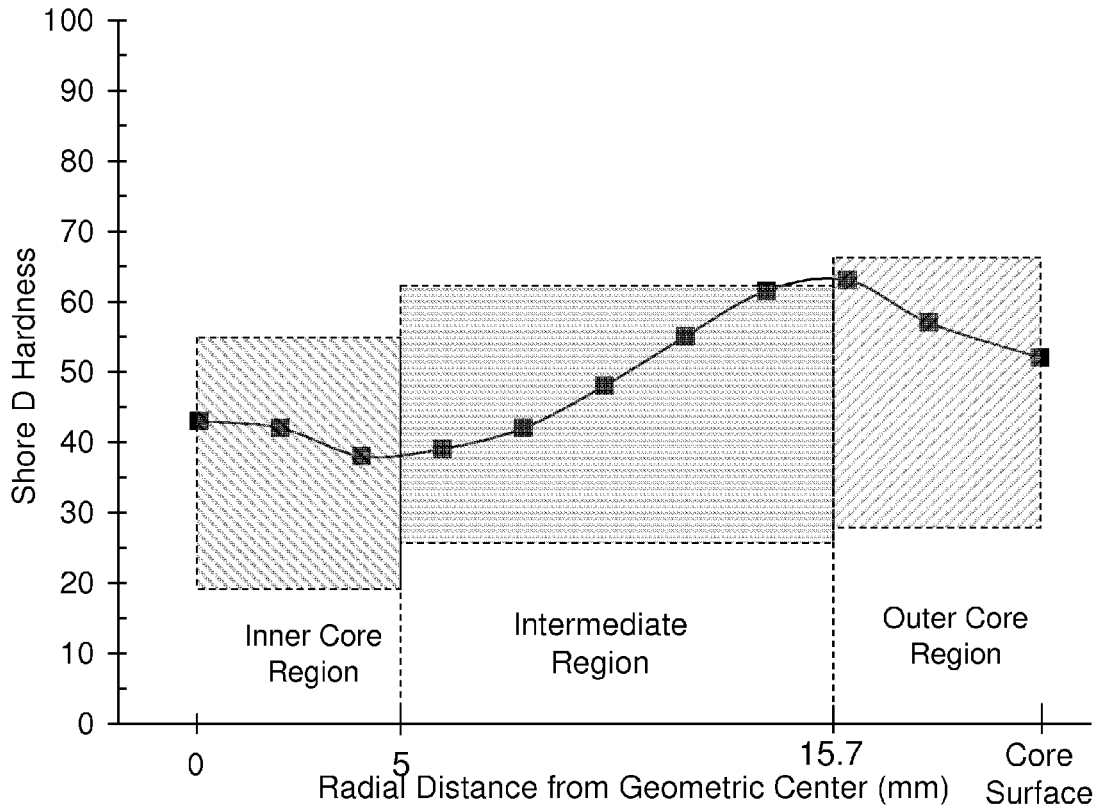
(73) Assignee: **Acushnet Company**, Fairhaven, MA (US)

(21) Appl. No.: **14/028,939**

(22) Filed: **Sep. 17, 2013**

**Related U.S. Application Data**

(63) Continuation of application No. 13/199,304, filed on Aug. 25, 2011, now Pat. No. 8,556,749, which is a continuation of application No. 12/492,514, filed on Jun. 26, 2009, now Pat. No. 8,025,594.



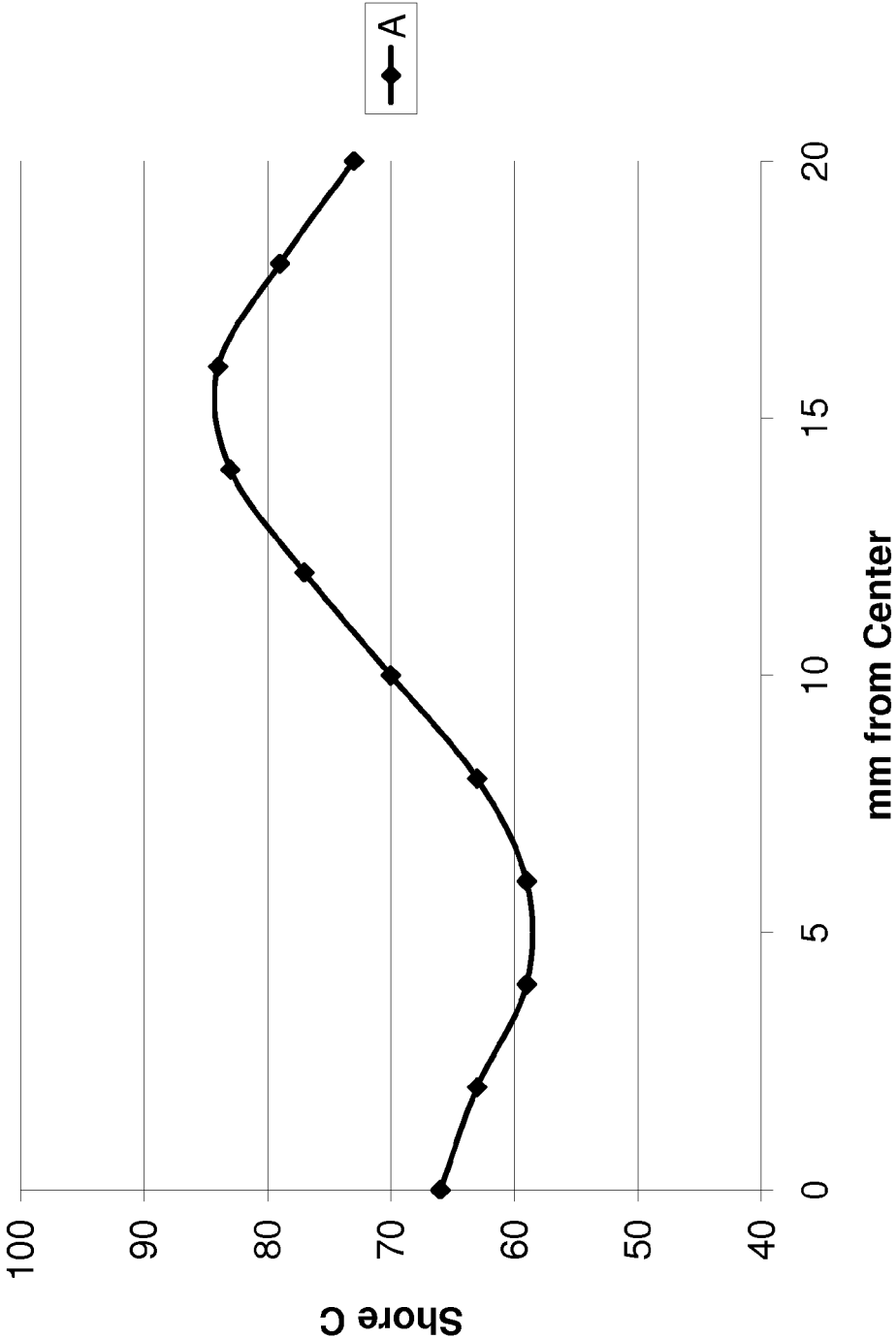


FIG. 1

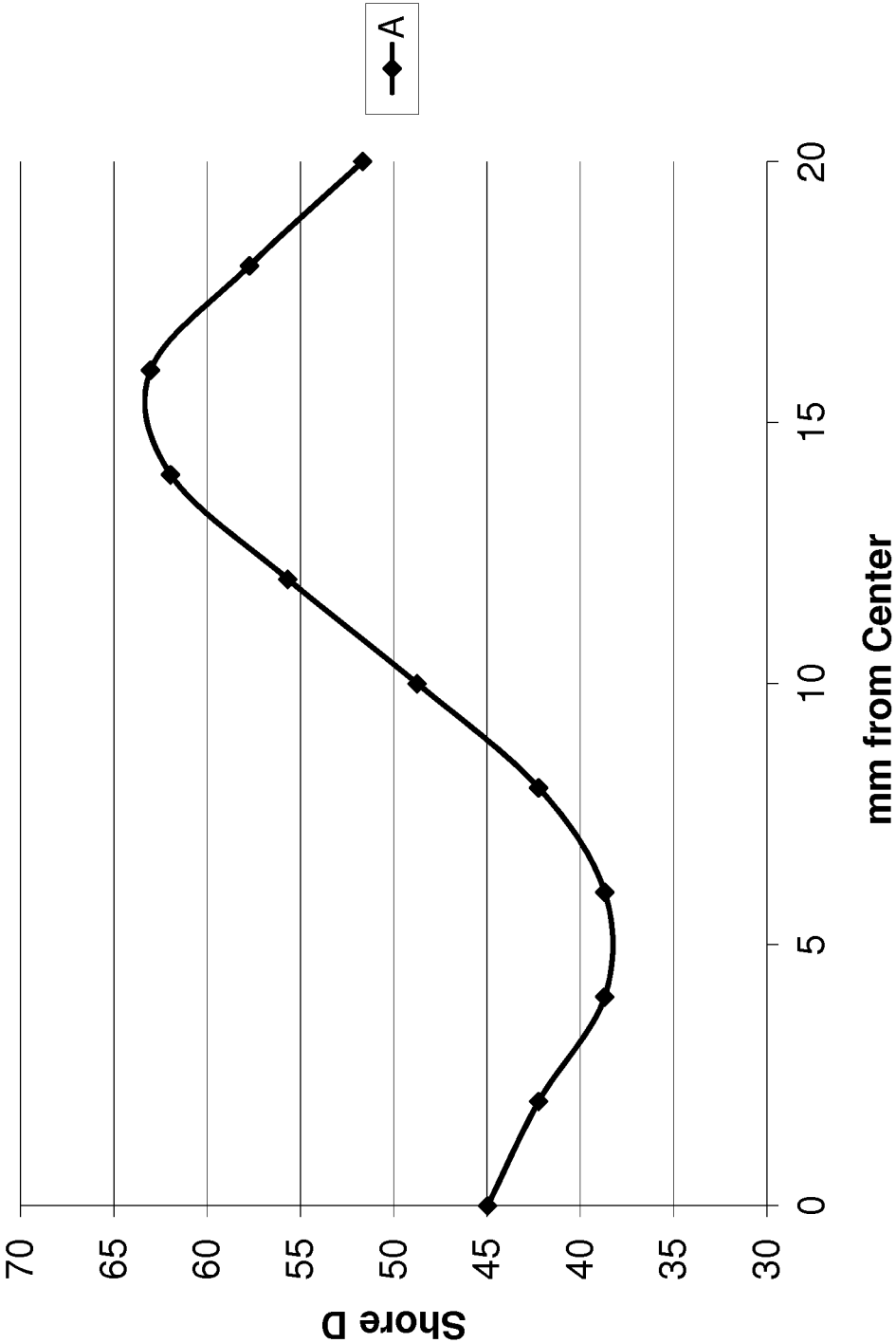


FIG. 2

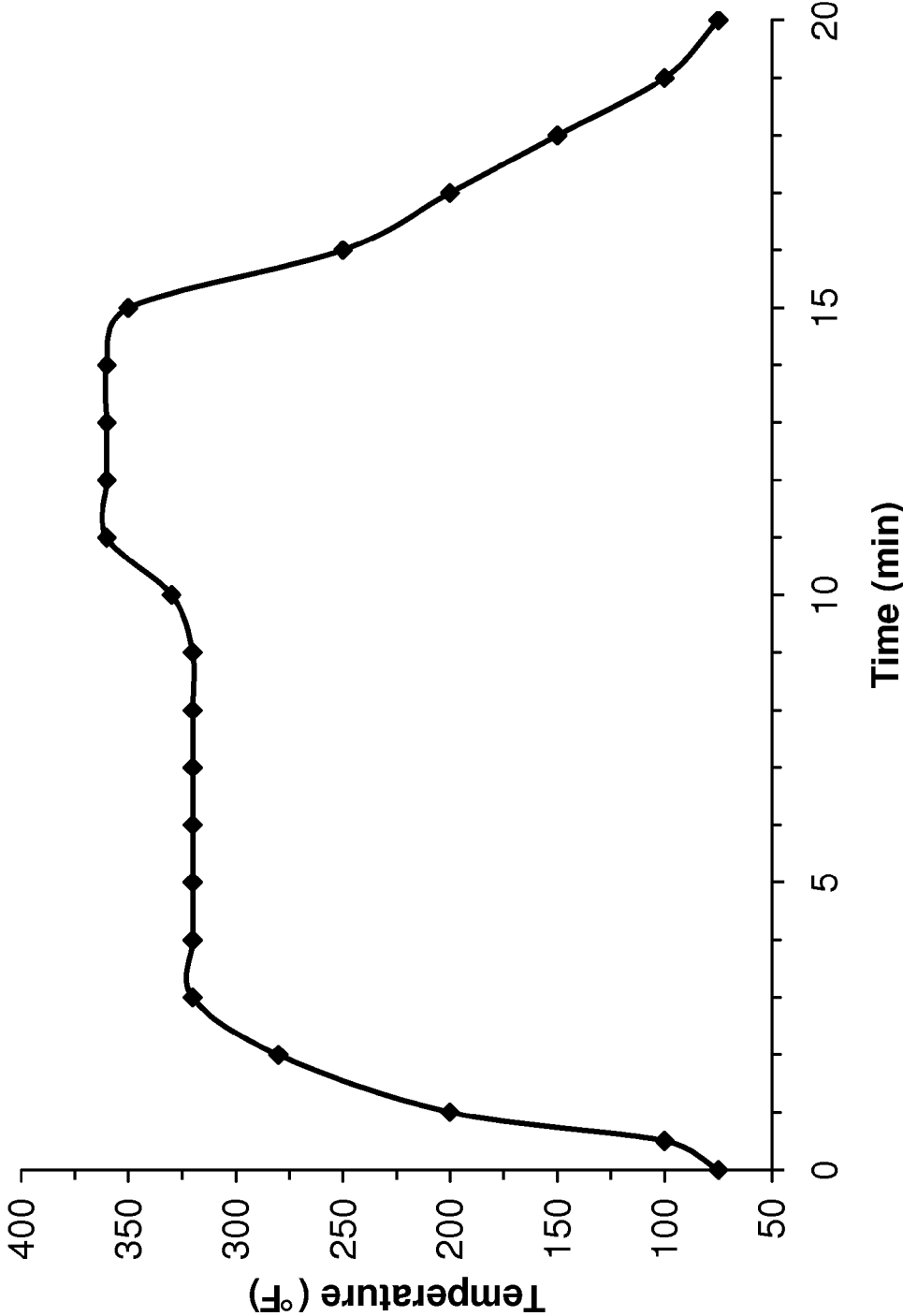


FIG 3.

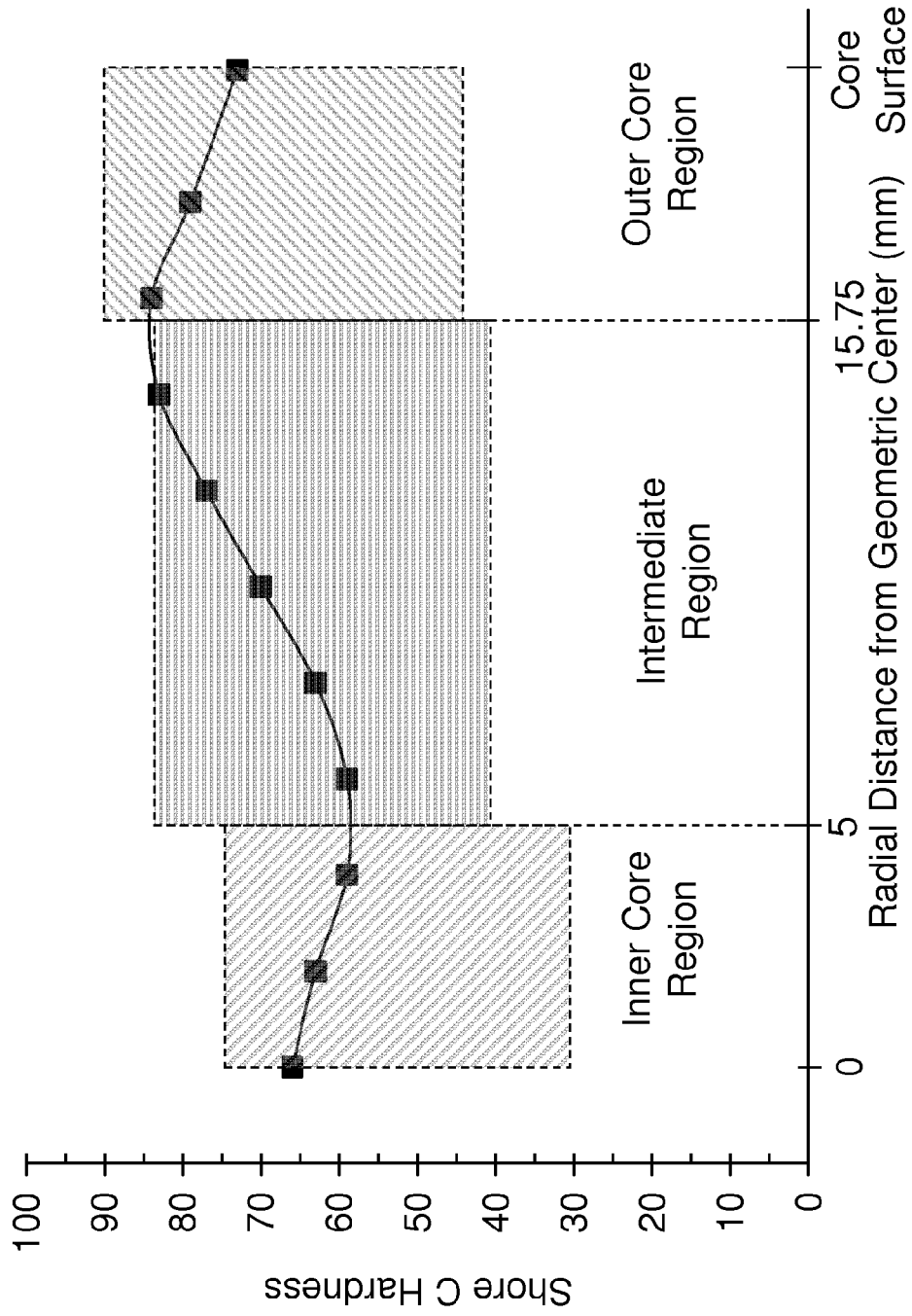


FIG. 4

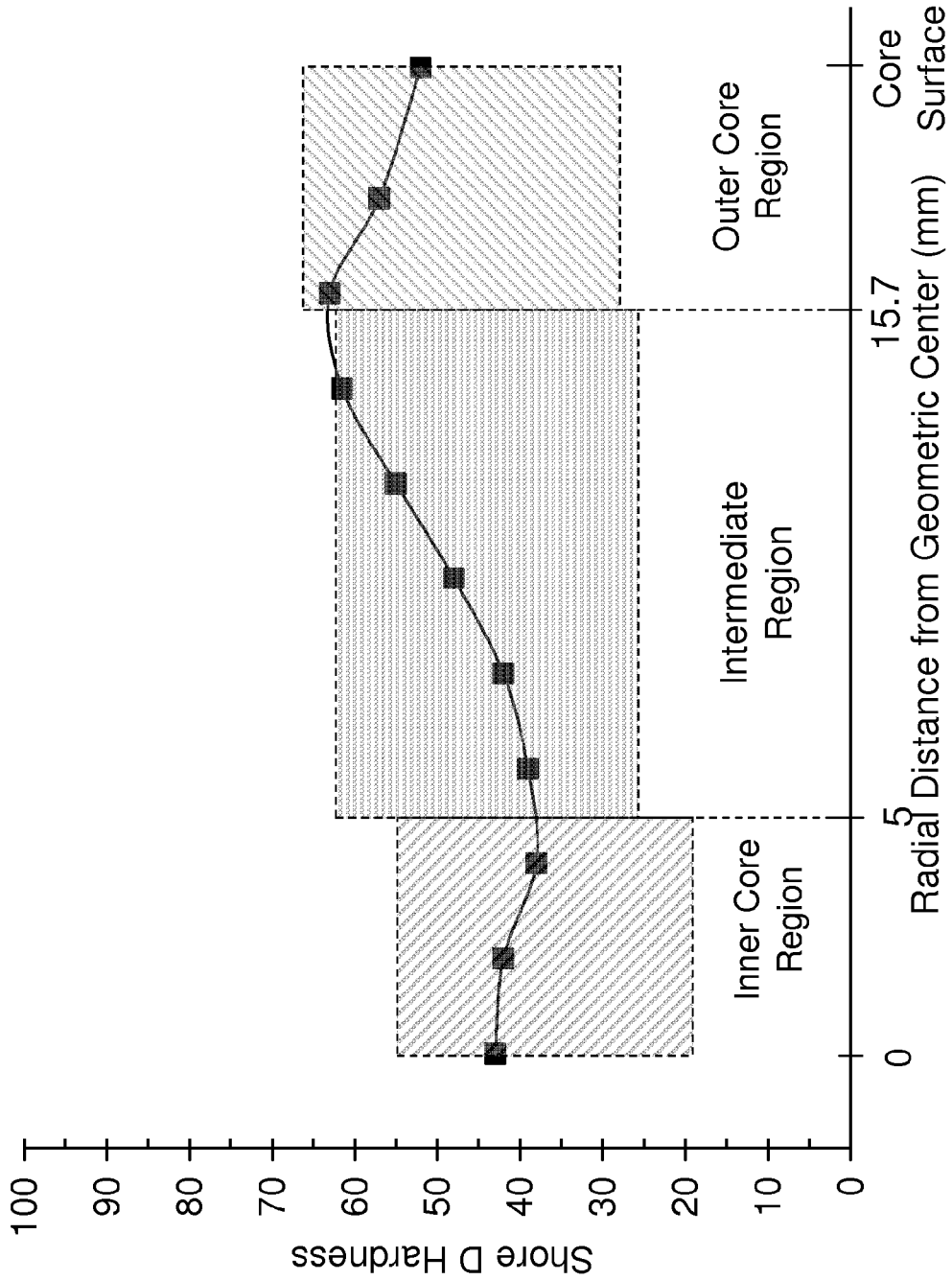


FIG. 5

**GOLF BALL WITH SINGLE LAYER CORE  
HAVING SPECIFIC REGIONS OF VARYING  
HARDNESS**

CROSS-REFERENCE TO RELATED  
APPLICATIONS

**[0001]** This application is a continuation of U.S. patent application Ser. No. 13/199,304, filed Jun. 24, 2011, which is a continuation of U.S. patent application Ser. No. 12/492,514, filed Jun. 26, 2009, now U.S. Pat. No. 8,025,594, each of which is hereby incorporated by reference herein.

FIELD OF THE INVENTION

**[0002]** This invention relates generally to golf balls with single layer cores having a surface hardness that is greater than the center hardness.

BACKGROUND OF THE INVENTION

**[0003]** Typically, golf balls are classified as either solid or wound. Solid golf balls commonly include a core encased by a cover. Wound golf balls are generally constructed from a liquid or solid center encased by tensioned elastomeric material and a cover. In solid golf balls, the core may be either single layered or have multiple layers. Similarly, the cover may also be single or multi-layered. Sometimes, an intermediate layer is disposed between the core and the cover in a solid golf ball as well.

**[0004]** By tailoring characteristics such as initial velocity, spin, feel, resilience, compression, durability, flexural and/or inertial properties, a golfer's performance may be maximized. Differing weather conditions, terrain as well as individual playing styles or abilities make it desirable for manufacturers to have cores which exhibit a wide range of properties. A ball having a high spin rate makes it easier for a player to control and stop the ball. Generally, a golf ball having a hard core and a soft cover will have a high spin rate. On the other hand, a ball having a low spin rate and high resiliency will maximize distance. Here, a golf ball having a hard cover and a soft core will have a low spin rate. Meanwhile, golf balls having a hard core and a hard cover may have very high resiliency for distance, but generally have a hard feel and can be difficult to control around the greens. Accordingly, it is desirable to provide a golf ball which provides the benefits of a harder ball without sacrificing control.

**[0005]** Golf ball cores and/or centers may be constructed with a thermoset rubber, such as a polybutadiene-based composition. The cores can be heated and crosslinked to create certain characteristics, such as higher or lower compression, which can also impact the spin rate of the ball and/or provide better "feel."

**[0006]** The prior art is comprised of various golf balls that have been designed to provide optimal playing characteristics. For example, manufacturers have attempted to achieve all the desirable golf ball characteristics discussed above by providing a hardness gradient within the golf ball. U.S. Pat. No. 6,786,838 of Sullivan et al. discloses a golf ball having a core with multiple core layers such that the hardness either increases or decreases from the innermost core layer to the outermost core layer.

**[0007]** However, none of the prior art discloses a core comprising a single layer and having predetermined/specific regions of increasing hardness from the core center to the core outer surface. Such a single layer core as provided herein

would not only impart improved performance on the green but would also provide substantial manufacturing costs savings by eliminating, for example, the need to laminate, mold, connect or otherwise join together or unite individual/separate core layers.

SUMMARY OF THE INVENTION

**[0008]** The invention is directed to a golf ball comprising a single layer core and a cover layer disposed about the single layer core, the single layer core being formed from a substantially homogenous formulation and comprising a geometric center and an outer surface wherein an inner core region is disposed about the geometric center, an outer core region is adjacent the outer surface, and an intermediate core region is disposed between the inner and outer core regions and extends from at least about 2 mm radially from the geometric center to at least about 2 mm from the outer surface. The inner core region has a first hardness ( $IC_{1h}$ ), the outer core region has a second hardness ( $OC_{2h}$ ), the intermediate core region has third and fourth hardnesses ( $IMC_{3h}$ ) and ( $IMC_{4h}$ ) such that the third hardness is less than the first and second hardnesses, represented by the relationships ( $IMC_{3h} < IC_{1h}$ ) and ( $IMC_{3h} < OC_{2h}$ ), and the fourth hardness is greater than the first and second hardnesses, represented by the relationships ( $IMC_{4h} > IC_{1h}$  and  $IMC_{4h} > OC_{2h}$ ). Additionally, a hardness of the outer surface ( $OS_h$ ) is greater than a hardness of the geometric center ( $GC_h$ ), represented by the relationship ( $OS_h > GC_h$ ) to define a positive hardness gradient.

**[0009]** In one embodiment, the diameter of the single layer core is from about 30 mm to about 42 mm. In another embodiment, the diameter of the inner core region is from about 1 mm to about 10 mm and the thickness of the outer core region is from about 0.5 mm to about 5 mm. In yet another embodiment, the third hardness is less than the fourth hardness by about 15 Shore C or less. In another embodiment, the third hardness is less than the fourth hardness by about 10 Shore C or less.

**[0010]** In one embodiment, the third hardness is less than the fourth hardness by about 10 Shore D or less. In another embodiment, the third hardness is less than the fourth hardness by about 7 Shore D or less.

**[0011]** In one embodiment, the first hardness is from about 30 Shore C to about 75 Shore C, the second hardness is from about 40 Shore C to about 85 Shore C, the third hardness is from about 40 Shore C to about 80 Shore C, and the fourth hardness is from about 45 Shore C to about 85 Shore C. In another embodiment, first hardness is from about 32 Shore C to about 76 Shore C, the second hardness is from about 42 Shore C to about 88 Shore C, the third hardness is from about 40 Shore C to about 82 Shore C and the fourth hardness is from about 48 Shore C to about 88 Shore C. In yet another embodiment, the first hardness is from about 40 Shore C to about 72 Shore C, the second hardness is from about 45 Shore C to about 83 Shore C, the third hardness is from about 45 Shore C to about 78 Shore C, and the fourth hardness is from about 50 Shore C to about 83 Shore C.

**[0012]** In one embodiment, the first hardness is from about 20 Shore D to about 55 Shore D, the second hardness is from about 28 Shore D to about 65 Shore D, the third hardness is from about 25 Shore D to about 65 Shore D, and the fourth hardness is from about 30 Shore D to about 65 Shore D. In another embodiment, the inner core region has a first hardness of from about 23 Shore D to about 58 Shore D, the outer core region has a the second hardness of from about 32 Shore D to

about 66 Shore D, and the intermediate core region has a third hardness of from about 28 Shore D to about 63 Shore D and a fourth hardness of from about 34 Shore D to about 68 Shore D. In yet another embodiment, the first hardness is from about 25 Shore D to about 51 Shore D, the second hardness is from about 32 Shore D to about 63 Shore D, the third hardness is from about 29 Shore D to about 62 Shore D, and the fourth hardness is from about 34 Shore D to about 61 Shore D.

**[0013]** In one embodiment, positive hardness gradient has a magnitude of about +25 or less. In another embodiment, the positive hardness gradient has a magnitude of about +22 or less. In still another embodiment, the positive hardness gradient has a magnitude of about +18 or less.

**[0014]** In a further embodiment, the intermediate core region is disposed between the inner and outer core regions and extends at least about 4 mm radially from the geometric center and at least about 4 mm from the outer surface.

**[0015]** Additionally, the golf ball of the present invention may also comprise at least one cover layer disposed about the single layer core layer as well as at least one intermediate layer disposed between the single layer core and the at least one cover layer.

#### BRIEF DESCRIPTION OF THE DRAWINGS

**[0016]** FIG. 1 is a graph of the Shore C hardness of an inventive single layer core as a function of the distance from its center according to one embodiment;

**[0017]** FIG. 2 is a graph of the Shore D hardness of an inventive single layer core as a function of the distance from its center according to one embodiment;

**[0018]** FIG. 3 depicts the cure temperature as a function of time for the embodiment reflected in FIGS. 1 and 2;

**[0019]** FIG. 4 is a graph depicting the inner core region, outer core region and intermediate core region of a single layer core according to one embodiment of the present invention representing the range of possible Shore C hardnesses of the core as a function of the distance from its center;

**[0020]** FIG. 5 is a graph depicting the inner core region, outer core region and intermediate core region of a single layer core according to one embodiment of the present invention representing the range of possible Shore D hardnesses of the core as a function of the distance from its center.

#### DETAILED DESCRIPTION OF THE INVENTION

**[0021]** The inventive golf balls, comprising a single layer core, may be either single-layered (one-piece) or multi-layered. If multi-layered, the golf balls of the invention will not only include a single layer core comprised of different regions of varying hardness but will also include at least a cover layer surrounding the single layer core. In addition, an inventive multi-layered golf ball may also have outer core layers and/or inner cover layers disposed between the single layered core and the cover layer.

**[0022]** As briefly discussed above, the inventive cores may have a hardness gradient defined by hardness measurements made at the surface of the inner core (or outer core layer) and radially inward toward the center of the inner core, typically at 2-mm increments. As used herein, the terms “negative” and “positive” refer to the result of subtracting the hardness value at the innermost portion of the component being measured from the hardness value at the outer surface of the component being measured. For example, if the outer surface of a solid single layer core has a greater hardness value than the center

(i.e., the surface is harder than the center), the hardness gradient will be deemed a “positive” gradient. It is preferred that the inventive single layer cores have a positive hardness gradient.

**[0023]** The core regions (inner core region, or outer core region or intermediate core region) may be made from a composition including at least one thermoset base rubber, such as a polybutadiene rubber, cured with at least one peroxide and at least one reactive co-agent, which can be a metal salt of an unsaturated carboxylic acid, such as acrylic acid or methacrylic acid, a non-metallic coagent, or mixtures thereof. Preferably, a suitable antioxidant is included in the composition. An optional soft and fast agent (and sometimes a cis-to-trans catalyst), such as an organosulfur or metal-containing organosulfur compound, can also be included in the core formulation.

**[0024]** Other ingredients that are known to those skilled in the art may be used, and are understood to include, but not be limited to, density-adjusting fillers, process aides, plasticizers, blowing or foaming agents, sulfur accelerators, and/or non-peroxide radical sources.

**[0025]** The base thermoset rubber, which can be blended with other rubbers and polymers, typically includes a natural or synthetic rubber. A preferred base rubber is 1,4-polybutadiene having a cis structure of at least 40%, preferably greater than 80%, and more preferably greater than 90%.

**[0026]** Examples of desirable polybutadiene rubbers include BUNA® CB22 and BUNA® CB23, TAKTENE® 1203G1, 220, 221, and PETROFLEX® BRNd-40, commercially available from LANXESS Corporation; BR-1220 available from BST Elastomers Co. LTD; UBEPOL® 360L and UBEPOL® 150L and UBEPOL-BR rubbers, commercially available from UBE Industries, Ltd. of Tokyo, Japan; KINEX® 7245 and KINEX® 7265, commercially available from Goodyear of Akron, Ohio; SE BR-1220, commercially available from Dow Chemical Company; Europrene® NEO-CIS® BR 40 and BR 60, commercially available from Polimeri Europa; and BR 01, BR 730, BR 735, BR 11, and BR 51, commercially available from Japan Synthetic Rubber Co., Ltd; and KARBOCHEM® ND40, ND45, and ND60, commercially available from Karbochem.

**[0027]** The base rubber may also comprise high or medium Mooney viscosity rubber, or blends thereof. The measurement of Mooney viscosity is defined according to ASTM D-1646.

**[0028]** The Mooney viscosity range is preferably greater than about 30, more preferably in the range from about 35 to about 75 and more preferably in the range from about 40 to about 60. Polybutadiene rubber with higher Mooney viscosity may also be used, so long as the viscosity of the polybutadiene does not reach a level where the high viscosity polybutadiene clogs or otherwise adversely interferes with the manufacturing machinery. It is contemplated that polybutadiene with viscosity less than about 75 Mooney can be used with the present invention.

**[0029]** In one embodiment of the present invention, golf ball cores made with mid- to high-Mooney viscosity polybutadiene material exhibit increased resiliency (and, therefore, distance) without increasing the hardness of the ball.

**[0030]** Commercial sources of suitable mid- to high-Mooney viscosity polybutadiene include Lanxess Buna CB23 (Nd-catalyzed), which has a Mooney viscosity of around 50 and is a highly linear polybutadiene, and Dow SE BR-1220 (Co-catalyzed). If desired, the polybutadiene can



also be mixed with other elastomers known in the art, such as other polybutadiene rubbers, natural rubber, styrene butadiene rubber, and/or isoprene rubber in order to further modify the properties of the core. When a mixture of elastomers is used, the amounts of other constituents in the core composition are typically based on 100 parts by weight of the total elastomer mixture.

**[0031]** In one preferred embodiment, the base rubber comprises a transition metal polybutadiene, a rare earth-catalyzed polybutadiene rubber, or blends thereof. If desired, the polybutadiene can also be mixed with other elastomers known in the art such as natural rubber, polyisoprene rubber and/or styrene-butadiene rubber in order to modify the properties of the core. Other suitable base rubbers include thermosetting materials such as, ethylene propylene diene monomer rubber, ethylene propylene rubber, butyl rubber, halobutyl rubber, hydrogenated nitrile butadiene rubber, nitrile rubber, and silicone rubber.

**[0032]** Thermoplastic elastomers (TPE) many also be used to modify the properties of the core layers, or the uncured core layer stock by blending with the base thermoset rubber. These TPEs include natural or synthetic balata, or high trans-polyisoprene, high trans-polybutadiene, or any styrenic block copolymer, such as styrene ethylene butadiene styrene, styrene-isoprene-styrene, etc., a metallocene or other single-site catalyzed polyolefin such as ethylene-octene, or ethylene-butene, or thermoplastic polyurethanes (TPU), including copolymers, e.g. with silicone. Other suitable TPEs for blending with the thermoset rubbers of the present invention include PEBAX®, which is believed to comprise polyether amide copolymers, HYTREL®, which is believed to comprise polyether ester copolymers, thermoplastic urethane, and KRATON®, which is believed to comprise styrenic block copolymers elastomers. Any of the TPEs or TPUs above may also contain functionality suitable for grafting, including maleic acid or maleic anhydride.

**[0033]** Additional polymers may also optionally be incorporated into the base rubber. Examples include, but are not limited to, thermoset elastomers such as core regrind, thermoplastic vulcanizate, copolymeric ionomer, terpolymeric ionomer, polycarbonate, polyamides, copolymeric polyamides, polyesters, polyvinyl alcohols, acrylonitrile-butadiene-styrene copolymers, polyarylate, polyacrylate, polyphenylene ether, impact-modified polyphenylene ether, high impact polystyrene, diallyl phthalate polymer, styrene-acrylonitrile polymer (SAN) (including olefin-modified SAN and acrylonitrile-styrene-acrylonitrile polymer), styrene-maleic anhydride copolymer, styrenic copolymer, functionalized styrenic copolymer, functionalized styrenic terpolymer, styrenic terpolymer, cellulose polymer, liquid crystal polymer, ethylene-vinyl acetate copolymers, polyurea, and polysiloxane or any metallocene-catalyzed polymers of these species.

**[0034]** Suitable polyamides for use as an additional polymeric material in compositions within the scope of the present invention also include resins obtained by: (1) polycondensation of (a) a dicarboxylic acid, such as oxalic acid, adipic acid, sebacic acid, terephthalic acid, isophthalic acid, or 1,4-cyclohexanedicarboxylic acid, with (b) a diamine, such as ethylenediamine, tetramethylenediamine, pentamethylenediamine, hexamethylenediamine, or decamethylenediamine, 1,4-cyclohexanediamine, or m-xylylenediamine; (2) a ring-opening polymerization of cyclic lactam, such as  $\epsilon$ -caprolactam or  $\Omega$ -lauro lactam; (3) polycondensation of an aminocarboxylic acid, such as 6-aminocaproic acid, 9-ami-

nonanoic acid, 11-aminoundecanoic acid, or 12-aminododecanoic acid; or (4) copolymerization of a cyclic lactam with a dicarboxylic acid and a diamine. Specific examples of suitable polyamides include NYLON 6, NYLON 66, NYLON 610, NYLON 11, NYLON 12, copolymerized NYLON, NYLON MXD6, and NYLON 46.

**[0035]** Suitable peroxide initiating agents include dicumyl peroxide; 2,5-dimethyl-2,5-di(t-butylperoxy)hexane; 2,5-dimethyl-2,5-di(t-butylperoxy)hexyne; 2,5-dimethyl-2,5-di(benzoylperoxy)hexane; 2,2'-bis(t-butylperoxy)-di-isopropylbenzene; 1,1-bis(t-butylperoxy)-3,3,5-trimethylcyclohexane; n-butyl 4,4-bis(t-butylperoxy)valerate; t-butyl perbenzoate; benzoyl peroxide; n-butyl 4,4'-bis(butylperoxy)valerate; di-t-butyl peroxide; or 2,5-di-(t-butylperoxy)-2,5-dimethyl hexane, lauryl peroxide, t-butyl hydroperoxide,  $\alpha$ - $\alpha$  bis(t-butylperoxy)diisopropylbenzene, di(2-t-butylperoxyisopropyl)benzene, di-t-amyl peroxide, di-t-butyl peroxide. Commercially-available peroxide initiating agents include DICUP™ family of dicumyl peroxides (including DICUP™ R, DICUP™ 40C and DICUP™ 40KE) available from Crompton (Geo Specialty Chemicals). Similar initiating agents are available from AkroChem, Lanxess, Flexsys/Harwick and R.T. Vanderbilt. Another commercially-available and preferred initiating agent is TRIGONOX™ 265-50B from Akzo Nobel, which is a mixture of 1,1-di(t-butylperoxy)-3,3,5-trimethylcyclohexane and di(2-t-butylperoxyisopropyl)benzene. TRIGONOX™ peroxides are generally sold on a carrier compound. Additionally or alternatively, VAROX ANS may be used.

**[0036]** Suitable reactive co-agents include, but are not limited to, metal salts of diacrylates, dimethacrylates, and monomethacrylates suitable for use in this invention include those wherein the metal is zinc, magnesium, calcium, barium, tin, aluminum, lithium, sodium, potassium, iron, zirconium, and bismuth. Zinc diacrylate (ZDA) is preferred, but the present invention is not limited thereto. ZDA provides golf balls with a high initial velocity. The ZDA can be of various grades of purity. For the purposes of this invention, the lower the quantity of zinc stearate present in the ZDA the higher the ZDA purity. ZDA containing less than about 20% zinc stearate is preferable. More preferable is ZDA containing about 4-8% zinc stearate. Suitable, commercially available zinc diacrylates include those from Sartomer Co. The ZDA amount can be varied to suit the desired compression, spin and feel of the resulting golf ball.

**[0037]** Additional preferred co-agents that may be used alone or in combination with those mentioned above include, but are not limited to, trimethylolpropane trimethacrylate, trimethylolpropane triacrylate, and the like. It is understood by those skilled in the art, that in the case where these co-agents may be liquids at room temperature, it may be advantageous to disperse these compounds on a suitable carrier to promote ease of incorporation in the rubber mixture.

**[0038]** Antioxidants are compounds that inhibit or prevent the oxidative breakdown of elastomers, and/or inhibit or prevent reactions that are promoted by oxygen radicals. Some exemplary antioxidants that may be used in the present invention include, but are not limited to, quinoline type antioxidants, amine type antioxidants, and phenolic type antioxidants. A preferred antioxidant is 2,2'-methylene-bis-(4-methyl-6-t-butylphenol) available as VANOX® MBPC from R.T. Vanderbilt. Other polyphenolic antioxidants include VANOX® T, VANOX® L, VANOX® SKT, VANOX® SWP, VANOX® 13 and VANOX® 1290.

**[0039]** Suitable antioxidants include, but are not limited to, alkylene-bis-alkyl substituted cresols, such as 4,4'-methylene-bis(2,5-xyleneol); 4,4'-ethylidene-bis-(6-ethyl-m-cresol); 4,4'-butylidene-bis-(6-t-butyl-m-cresol); 4,4'-decylidene-bis-(6-methyl-m-cresol); 4,4'-methylene-bis-(2-amylyl-m-cresol); 4,4'-propylidene-bis-(5-hexyl-m-cresol); 3,3'-decylidene-bis-(5-ethyl-p-cresol); 2,2'-butylidene-bis-(3-n-hexyl-p-cresol); 4,4'-(2-butylidene)-bis-(6-t-butyl-m-cresol); 3,3'-4(decylidene)-bis-(5-ethyl-p-cresol); (2,5-dimethyl-4-hydroxyphenyl) (2-hydroxy-3,5-dimethylphenyl)methane; (2-methyl-4-hydroxy-5-ethylphenyl) (2-ethyl-3-hydroxy-5-methylphenyl)methane; (3-methyl-5-hydroxy-6-t-butylphenyl)(2-hydroxy-4-methyl-5-decylphenyl)-n-butyl methane; (2-hydroxy-4-ethyl-5-methylphenyl)(2-decyl-3-hydroxy-4-methylphenyl)butylamylmethane; (3-ethyl-4-methyl-5-hydroxyphenyl)-(2,3-dimethyl-3-hydroxy-phenyl)nonylmethane; (3-methyl-2-hydroxy-6-ethylphenyl)-(2-isopropyl-3-hydroxy-5-methylphenyl)cyclohexylmethane; (2-methyl-4-hydroxy-5-methylphenyl) (2-hydroxy-3-methyl-5-ethylphenyl) dicyclohexyl methane; and the like.

**[0040]** Other suitable antioxidants include, but are not limited to, substituted phenols, such as 2-tert-butyl-4-methoxyphenol; 3-tert-butyl-4-methoxyphenol; 3-tert-octyl-4-methoxyphenol; 2-methyl-4-methoxyphenol; 2-stearyl-4-n-butoxyphenol; 3-t-butyl-4-stearoxyphenol; 3-lauryl-4-ethoxyphenol; 2,5-di-t-butyl-4-methoxyphenol; 2-methyl-4-methoxyphenol; 2-(1-methylcyclohexyl)-4-methoxyphenol; 2-t-butyl-4-dodecyloxyphenol; 2-(1-methylbenzyl)-4-methoxyphenol; 2-t-octyl-4-methoxyphenol; methyl gallate; n-propyl gallate; n-butyl gallate; lauryl gallate; myristyl gallate; stearyl gallate; 2,4,5-trihydroxyacetophenone; 2,4,5-trihydroxy-n-butyrophenone; 2,4,5-trihydroxystearophenone; 2,6-ditert-butyl-4-methylphenol; 2,6-ditert-octyl-4-methylphenol; 2,6-ditert-butyl-4-stearylphenol; 2-methyl-4-methyl-6-tert-butylphenol; 2,6-distearyl-4-methylphenol; 2,6-dilauryl-4-methylphenol; 2,6-di(n-octyl)-4-methylphenol; 2,6-di(n-hexadecyl)-4-methylphenol; 2,6-di(1-methylundecyl)-4-methylphenol; 2,6-di(1-methylheptadecyl)-4-methylphenol; 2,6-di(trimethylhexyl)-4-methylphenol; 2,6-di(1,1,3,3-tetramethyloctyl)-4-methylphenol; 2-n-dodecyl-6-(1-methylundecyl)-4-methylphenol; 2-n-dodecyl-6-(1,1,3,3-tetramethyloctyl)-4-methylphenol; 2-n-dodecyl-6-n-octadecyl-4-methylphenol; 2-n-dodecyl-6-n-octyl-4-methylphenol; 2-methyl-6-n-octadecyl-4-methylphenol; 2-n-dodecyl-6-(1-methylheptadecyl)-4-methylphenol; 2,6-di(1-methylbenzyl)-4-methylphenol; 2,6-di(1-methylcyclohexyl)-4-methylphenol; 2,6-(1-methylcyclohexyl)-4-methylphenol; 2-(1-methylbenzyl)-4-methylphenol; and related substituted phenols.

**[0041]** More suitable antioxidants include, but are not limited to, alkylene bisphenols, such as 4,4'-butylidene bis(3-methyl-6-t-butyl phenol); 2,2-butylidene bis(4,6-dimethyl phenol); 2,2'-butylidene bis(4-methyl-6-t-butyl phenol); 2,2'-butylidene bis(4-t-butyl-6-methyl phenol); 2,2'-ethylidene bis(4-methyl-6-t-butylphenol); 2,2'-methylene bis(4,6-dimethyl phenol); 2,2'-methylene bis(4-methyl-6-t-butyl phenol); 2,2'-methylene bis(4-ethyl-6-t-butyl phenol); 4,4'-methylene bis(2,6-di-t-butyl phenol); 4,4'-methylene bis(2-methyl-6-t-butyl phenol); 4,4'-methylene bis(2,6-dimethyl phenol); 2,2'-methylene bis(4-t-butyl-6-phenyl phenol); 2,2'-dihydroxy-3,3',5,5'-tetramethylstilbene; 2,2'-isopropylidene bis(4-methyl-6-t-butyl phenol); ethylene bis(beta-naphthol); 1,5-dihydroxy naphthalene; 2,2'-ethylene bis(4-methyl-6-

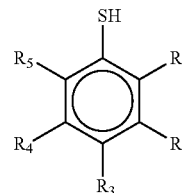
propyl phenol); 4,4'-methylene bis(2-propyl-6-t-butyl phenol); 4,4'-ethylene bis(2-methyl-6-propyl phenol); 2,2'-methylene bis(5-methyl-6-t-butyl phenol); and 4,4'-butylidene bis(6-t-butyl-3-methyl phenol).

**[0042]** Suitable antioxidants further include, but are not limited to, alkylene trisphenols, such as 2,6-bis(2'-hydroxy-3'-t-butyl-5'-methyl benzyl)-4-methyl phenol; 2,6-bis(2'-hydroxy-3'-t-ethyl-5'-butyl benzyl)-4-methyl phenol; and 2,6-bis(2'-hydroxy-3'-t-butyl-5'-propyl benzyl)-4-methyl phenol.

**[0043]** The thermoset rubber composition of the present invention may also include an optional soft and fast agent. As used herein, "soft and fast agent" means any compound or a blend thereof that that is capable of making a core 1) be softer (lower compression) at constant COR or 2) have a higher COR at equal compression, or any combination thereof, when compared to a core equivalently prepared without a soft and fast agent.

**[0044]** Suitable soft and fast agents include, but are not limited to, organosulfur or metal-containing organosulfur compounds, an organic sulfur compound, including mono, di, and polysulfides, a thiol, or mercapto compound, an inorganic sulfide compound, a Group VIA compound, or mixtures thereof. The soft and fast agent component may also be a blend of an organosulfur compound and an inorganic sulfide compound.

**[0045]** Suitable soft and fast agents of the present invention include, but are not limited to those having the following general formula:



where R<sub>1</sub>-R<sub>5</sub> can be C<sub>1</sub>-C<sub>8</sub> alkyl groups; halogen groups; thiol groups (—SH), carboxylated groups; sulfonated groups; and hydrogen; in any order; and also pentafluorothiophenol; 2-fluorothiophenol; 3-fluorothiophenol; 4-fluorothiophenol; 2,3-fluorothiophenol; 2,4-fluorothiophenol; 3,4-fluorothiophenol; 3,5-fluorothiophenol 2,3,4-fluorothiophenol; 3,4,5-fluorothiophenol; 2,3,4,5-tetrafluorothiophenol; 2,3,5,6-tetrafluorothiophenol; 4-chlorotetrafluorothiophenol; pentachlorothiophenol; 2-chlorothiophenol; 3-chlorothiophenol; 4-chlorothiophenol; 2,3-chlorothiophenol; 2,4-chlorothiophenol; 3,4-chlorothiophenol; 3,5-chlorothiophenol; 2,3,4-chlorothiophenol; 3,4,5-chlorothiophenol; 2,3,4,5-tetrachlorothiophenol; 2,3,5,6-tetrachlorothiophenol; pentabromothiophenol; 2-bromothiophenol; 3-bromothiophenol; 4-bromothiophenol; 2,3-bromothiophenol; 2,4-bromothiophenol; 3,4-bromothiophenol; 3,5-bromothiophenol; 2,3,4-bromothiophenol; 3,4,5-bromothiophenol; 2,3,4,5-tetrabromothiophenol; 2,3,5,6-tetrabromothiophenol; pentaiodothiophenol; 2-iodothiophenol; 3-iodothiophenol; 4-iodothiophenol; 2,3-iodothiophenol; 2,4-iodothiophenol; 3,4-iodothiophenol; 3,5-iodothiophenol; 2,3,4-iodothiophenol; 3,4,5-iodothiophenol; 2,3,4,5-tetraiodothiophenol; 2,3,5,6-tetraiodothiophenol; and their zinc salts. Preferably, the halogenated thiophenol compound is pentachlorothiophenol, which is commercially

available in neat form or under the tradename STRUKTOL®, a clay-based carrier containing the sulfur compound pentachlorothiophenol loaded at 45 percent (correlating to 2.4 parts PCTP). STRUKTOL® is commercially available from Struktol Company of America of Stow, Ohio. PCTP is commercially available in neat form from eChinachem of San Francisco, Calif. and in the salt form from eChinachem of San Francisco, Calif. Most preferably, the halogenated thiophenol compound is the zinc salt of pentachlorothiophenol, which is commercially available from eChinachem of San Francisco, Calif.

**[0046]** As used herein when referring to the invention, the term “organosulfur compound(s)” refers to any compound containing carbon, hydrogen, and sulfur, where the sulfur is directly bonded to at least 1 carbon. As used herein, the term “sulfur compound” means a compound that is elemental sulfur, polymeric sulfur, or a combination thereof. It should be further understood that the term “elemental sulfur” refers to the ring structure of S<sub>8</sub> and that “polymeric sulfur” is a structure including at least one additional sulfur relative to elemental sulfur.

**[0047]** Additional suitable examples of soft and fast agents (that are also believed to be cis-to-trans catalysts) include, but are not limited to, 4,4'-diphenyl disulfide; 4,4'-ditolyl disulfide; 2,2'-benzamido diphenyl disulfide; bis(2-aminophenyl) disulfide; bis(4-aminophenyl)disulfide; bis(3-aminophenyl) disulfide; 2,2'-bis(4-aminonaphthyl)disulfide; 2,2'-bis(3-aminonaphthyl) disulfide; 2,2'-bis(4-aminonaphthyl) disulfide; 2,2'-bis(5-aminonaphthyl)disulfide; 2,2'-bis(6-aminonaphthyl)disulfide; 2,2'-bis(7-aminonaphthyl) disulfide; 2,2'-bis(8-aminonaphthyl)disulfide; 1,1'-bis(2-aminonaphthyl)disulfide; 1,1'-bis(3-aminonaphthyl) disulfide; 1,1'-bis(3-aminonaphthyl)disulfide; 1,1'-bis(4-aminonaphthyl)disulfide; 1,1'-bis(5-aminonaphthyl) disulfide; 1,1'-bis(6-aminonaphthyl)disulfide; 1,1'-bis(7-aminonaphthyl)disulfide; 1,1'-bis(8-aminonaphthyl) disulfide; 1,2'-diamino-1,2'-dithiodinaphthalene; 2,3'-diamino-1,2'-dithiodinaphthalene; bis(4-chlorophenyl) disulfide; bis(2-chlorophenyl)disulfide; bis(3-chlorophenyl) disulfide; bis(4-bromophenyl)disulfide; bis(2-bromophenyl) disulfide; bis(3-bromophenyl)disulfide; bis(4-fluorophenyl) disulfide; bis(4-iodophenyl)disulfide; bis(2,5-dichlorophenyl)disulfide; bis(3,5-dichlorophenyl)disulfide; bis(2,4-dichlorophenyl)disulfide; bis(2,6-dichlorophenyl) disulfide; bis(2,5-dibromophenyl)disulfide; bis(3,5-dibromophenyl)disulfide; bis(2-chloro-5-bromophenyl)disulfide; bis(2,4,6-trichlorophenyl)disulfide; bis(2,3,4,5,6-pentachlorophenyl)disulfide; bis(4-cyanophenyl)disulfide; bis(2-cyanophenyl)disulfide; bis(4-nitrophenyl)disulfide; bis(2-nitrophenyl)disulfide; 2,2'-dithiobenzoic acid ethylester; 2,2'-dithiobenzoic acid methylester; 2,2'-dithiobenzoic acid; 4,4'-dithiobenzoic acid ethylester; bis(4-acetylphenyl)disulfide; bis(2-acetylphenyl)disulfide; bis(4-formylphenyl)disulfide; bis(4-carbamoylphenyl)disulfide; 1,1'-dinaphthyl disulfide; 2,2'-dinaphthyl disulfide; 1,2'-dinaphthyl disulfide; 2,2'-bis(1-chlorodinaphthyl)disulfide; 2,2'-bis(1-bromonaphthyl) disulfide; 1,1'-bis(2-chloronaphthyl)disulfide; 2,2'-bis(1-cyanonaphthyl)disulfide; 2,2'-bis(1-acetylnaphthyl)disulfide; and the like; or a mixture thereof. Preferred organosulfur components include 4,4'-diphenyl disulfide, 4,4'-ditolyl disulfide, or 2,2'-benzamido diphenyl disulfide, or a mixture thereof. A more preferred organosulfur component includes 4,4'-ditolyl disulfide. In another embodiment, metal-containing organosulfur components can be used according to the

invention. Suitable metal-containing organosulfur components include, but are not limited to, cadmium, copper, lead, and tellurium analogs of diethyldithiocarbamate, diamyldithiocarbamate, and dimethyldithiocarbamate, or mixtures thereof.

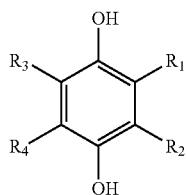
**[0048]** Suitable substituted or unsubstituted aromatic organic components that do not include sulfur or a metal include, but are not limited to, 4,4'-diphenyl acetylene, azobenzene, or a mixture thereof. The aromatic organic group preferably ranges in size from C<sub>6</sub> to C<sub>20</sub>, and more preferably from C<sub>6</sub> to C<sub>10</sub>. Suitable inorganic sulfide components include, but are not limited to titanium sulfide, manganese sulfide, and sulfide analogs of iron, calcium, cobalt, molybdenum, tungsten, copper, selenium, yttrium, zinc, tin, and bismuth.

**[0049]** A substituted or unsubstituted aromatic organic compound is also suitable as a soft and fast agent. Suitable substituted or unsubstituted aromatic organic components include, but are not limited to, components having the formula (R<sub>1</sub>)<sub>x</sub>—R<sub>3</sub>—M—R<sub>4</sub>—(R<sub>2</sub>)<sub>y</sub>, wherein R<sub>1</sub> and R<sub>2</sub> are each hydrogen or a substituted or unsubstituted C<sub>1-20</sub> linear, branched, or cyclic alkyl, alkoxy, or alkylthio group, or a single, multiple, or fused ring C<sub>6</sub> to C<sub>24</sub> aromatic group; x and y are each an integer from 0 to 5; R<sub>3</sub> and R<sub>4</sub> are each selected from a single, multiple, or fused ring C<sub>6</sub> to C<sub>24</sub> aromatic group; and M includes an azo group or a metal component. R<sub>3</sub> and R<sub>4</sub> are each preferably selected from a C<sub>6</sub> to C<sub>10</sub> aromatic group, more preferably selected from phenyl, benzyl, naphthyl, benzamido, and benzothiazyl. R<sub>1</sub> and R<sub>2</sub> are each preferably selected from a substituted or unsubstituted C<sub>1-10</sub> linear, branched, or cyclic alkyl, alkoxy, or alkylthio group or a C<sub>6</sub> to C<sub>10</sub> aromatic group. When R<sub>1</sub>, R<sub>2</sub>, R<sub>3</sub>, or R<sub>4</sub>, are substituted, the substitution may include one or more of the following substituent groups: hydroxy and metal salts thereof; mercapto and metal salts thereof; halogen; amino, nitro, cyano, and amido; carboxyl including esters, acids, and metal salts thereof; silyl; acrylates and metal salts thereof; sulfonyl or sulfonamide; and phosphates and phosphites. When M is a metal component, it may be any suitable elemental metal available to those of ordinary skill in the art. Typically, the metal will be a transition metal, although preferably it is tellurium or selenium. In one embodiment, the aromatic organic compound is substantially free of metal, while in another embodiment the aromatic organic compound is completely free of metal.

**[0050]** The soft and fast agent can also include a Group VIA component. Elemental sulfur and polymeric sulfur are commercially available from Elastochem, Inc. of Chardon, Ohio. Exemplary sulfur catalyst compounds include PB(RM-S)-80 elemental sulfur and PB(CRST)-65 polymeric sulfur, each of which is available from Elastochem, Inc. An exemplary tellurium catalyst under the tradename TELLOY® and an exemplary selenium catalyst under the tradename VANDEX® are each commercially available from RT Vanderbilt.

**[0051]** Other suitable soft and fast agents include, but are not limited to, hydroquinones, benzoquinones, quinhydrone, catechols, and resorcinols.

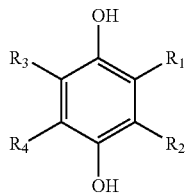
**[0052]** Suitable hydroquinone compounds include compounds represented by the following formula, and hydrates thereof:



wherein each  $R_1$ ,  $R_2$ ,  $R_3$ , and  $R_4$  are hydrogen; halogen; alkyl; carboxyl; metal salts thereof, and esters thereof; acetate and esters thereof; formyl; acyl; acetyl; halogenated carbonyl; sulfo and esters thereof; halogenated sulfonyl; sulfinio; alkyl-sulfinyl; carbamoyl; halogenated alkyl; cyano; alkoxy; hydroxy and metal salts thereof; amino; nitro; aryl; aryloxy; arylalkyl; nitroso; acetamido; or vinyl.

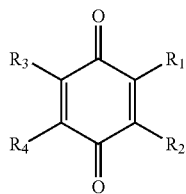
**[0053]** Other suitable hydroquinone compounds include, but are not limited to, hydroquinone; tetrachlorohydroquinone; 2-chlorohydroquinone; 2-bromohydroquinone; 2,5-dichlorohydroquinone; 2,5-dibromohydroquinone; tetrabromohydroquinone; 2-methylhydroquinone; 2-*t*-butylhydroquinone; 2,5-di-*t*-amylhydroquinone; and 2-(2-chlorophenyl)hydroquinone hydrate.

**[0054]** More suitable hydroquinone compounds include compounds represented by the following formula, and hydrates thereof:



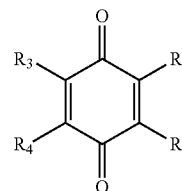
wherein each  $R_1$ ,  $R_2$ ,  $R_3$ , and  $R_4$  are a metal salt of a carboxyl; acetate and esters thereof; hydroxy; a metal salt of a hydroxy; amino; nitro; aryl; aryloxy; arylalkyl; nitroso; acetamido; or vinyl.

**[0055]** Suitable benzoquinone compounds include compounds represented by the following formula, and hydrates thereof:



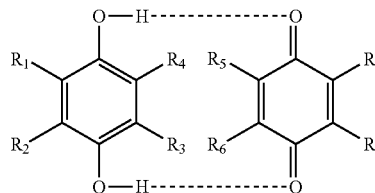
wherein each  $R_1$ ,  $R_2$ ,  $R_3$ , and  $R_4$  are hydrogen; halogen; alkyl; carboxyl; metal salts thereof, and esters thereof; acetate and esters thereof; formyl; acyl; acetyl; halogenated carbonyl; sulfo and esters thereof; halogenated sulfonyl; sulfinio; alkyl-sulfinyl; carbamoyl; halogenated alkyl; cyano; alkoxy; hydroxy and metal salts thereof; amino; nitro; aryl; aryloxy; arylalkyl; nitroso; acetamido; or vinyl.

**[0056]** Other suitable benzoquinone compounds include one or more compounds represented by the following formula, and hydrates thereof:



wherein each  $R_1$ ,  $R_2$ ,  $R_3$ , and  $R_4$  are a metal salt of a carboxyl; acetate and esters thereof; hydroxy; a metal salt of a hydroxy; amino; nitro; aryl; aryloxy; arylalkyl; nitroso; acetamido; or vinyl.

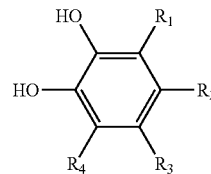
**[0057]** Suitable quinhydrones include one or more compounds represented by the following formula, and hydrates thereof:



wherein each  $R_1$ ,  $R_2$ ,  $R_3$ ,  $R_4$ ,  $R_5$ ,  $R_6$ ,  $R_7$ , and  $R_8$  are hydrogen; halogen; alkyl; carboxyl; metal salts thereof, and esters thereof; acetate and esters thereof; formyl; acyl; acetyl; halogenated carbonyl; sulfo and esters thereof; halogenated sulfonyl; sulfinio; alkylsulfinyl; carbamoyl; halogenated alkyl; cyano; alkoxy; hydroxy and metal salts thereof; amino; nitro; aryl; aryloxy; arylalkyl; nitroso; acetamido; or vinyl.

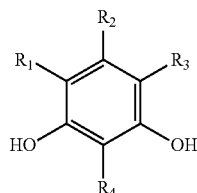
**[0058]** Other suitable quinhydrones include those having the above formula, wherein each  $R_1$ ,  $R_2$ ,  $R_3$ ,  $R_4$ ,  $R_5$ ,  $R_6$ ,  $R_7$ , and  $R_8$  are a metal salt of a carboxyl; acetate and esters thereof; hydroxy; a metal salt of a hydroxy; amino; nitro; aryl; aryloxy; arylalkyl; nitroso; acetamido; or vinyl.

**[0059]** Suitable catechols include one or more compounds represented by the following formula, and hydrates thereof:



wherein each  $R_1$ ,  $R_2$ ,  $R_3$ , and  $R_4$  are hydrogen; halogen; alkyl; carboxyl; metal salts thereof, and esters thereof; acetate and esters thereof; formyl; acyl; acetyl; halogenated carbonyl; sulfo and esters thereof; halogenated sulfonyl; sulfinio; alkyl-sulfinyl; carbamoyl; halogenated alkyl; cyano; alkoxy; hydroxy and metal salts thereof; amino; nitro; aryl; aryloxy; arylalkyl; nitroso; acetamido; or vinyl.

**[0060]** Suitable resorcinols include one or more compounds represented by the following formula, and hydrates thereof:



wherein each  $R_1$ ,  $R_2$ ,  $R_3$ , and  $R_4$  are hydrogen; halogen; alkyl; carboxyl; metal salts thereof, and esters thereof; acetate and esters thereof; formyl; acyl; acetyl; halogenated carbonyl; sulfo and esters thereof; halogenated sulfonyl; sulfino; alkyl-sulfinyl; carbamoyl; halogenated alkyl; cyano; alkoxy; hydroxy and metal salts thereof; amino; nitro; aryl; aryloxy; arylalkyl; nitroso; acetamido; or vinyl.

**[0061]** Fillers may also be added to the thermoset rubber composition of the core to adjust the density of the composition, up or down. Typically, fillers include materials such as tungsten, zinc oxide, barium sulfate, silica, calcium carbonate, zinc carbonate, metals, metal oxides and salts, regrind (recycled core material typically ground to about 30 mesh particle), high-Mooney-viscosity rubber regrind, trans-regrind core material (recycled core material containing high trans-isomer of polybutadiene), and the like. When trans-regrind is present, the amount of trans-isomer is preferably between about 10% and about 60%. In a preferred embodiment of the invention, the core comprises polybutadiene having a cis-isomer content of greater than about 95% and trans-regrind core material (already vulcanized) as a filler. Any particle size trans-regrind core material is sufficient, but is preferably less than about 125  $\mu\text{m}$ .

**[0062]** Fillers added to one or more portions of the golf ball typically include processing aids or compounds to affect rheological and mixing properties, density-modifying fillers, tear strength, or reinforcement fillers, and the like. The fillers are generally inorganic, and suitable fillers include numerous metals or metal oxides, such as zinc oxide and tin oxide, as well as barium sulfate, zinc sulfate, calcium carbonate, barium carbonate, clay, tungsten, tungsten carbide, an array of silicas, and mixtures thereof. Fillers may also include various foaming agents or blowing agents which may be readily selected by one of ordinary skill in the art. Fillers may include polymeric, ceramic, metal, and glass microspheres may be solid or hollow, and filled or unfilled. Fillers are typically also added to one or more portions of the golf ball to modify the density thereof to conform to uniform golf ball standards. Fillers may also be used to modify the weight of the center or at least one additional layer for specialty balls, e.g., a lower weight ball is preferred for a player having a low swing speed.

**[0063]** Materials such as tungsten, zinc oxide, barium sulfate, silica, calcium carbonate, zinc carbonate, metals, metal oxides and salts, and regrind (recycled core material typically ground to about 30 mesh particle) are also suitable fillers.

**[0064]** The polybutadiene and/or any other base rubber or elastomer system may also be foamed, or filled with hollow microspheres or with expandable microspheres which expand at a set temperature during the curing process to any

low specific gravity level. Other ingredients such as sulfur accelerators, e.g., tetra methylthiuram di, tri, or tetrasulfide, and/or metal-containing organosulfur components may also be used according to the invention. Suitable metal-containing organosulfur accelerators include, but are not limited to, cadmium, copper, lead, and tellurium analogs of diethyldithiocarbamate, diamyldithiocarbamate, and dimethyldithiocarbamate, or mixtures thereof. Other ingredients such as processing aids e.g., fatty acids and/or their metal salts, processing oils, dyes and pigments, as well as other additives known to one skilled in the art may also be used in the present invention in amounts sufficient to achieve the purpose for which they are typically used.

**[0065]** The ratio of antioxidant to initiator and the cure cycle temperatures and durations are some factors which control the surface hardness of the cores and provide the inventive the single layer core having specific regions of varying hardness.

**[0066]** For example, in one embodiment, the following formulation may be used to achieve the inventive cores:

- [0067]** 100 phr high cis polybutadiene (Lanxess CB-23)
- [0068]** 40 phr zinc diacrylate (ZDA)
- [0069]** 5 phr zinc oxide (ZnO)
- [0070]** 14 phr Barium Sulphate ( $\text{BaSO}_4$ )
- [0071]** 0.6 phr dicumyl peroxide (PERKADOX BC-FF, Dicumyl peroxide,
- [0072]** (99-100% actual), available from Akzo Nobel)
- [0073]** 0.2 phr antioxidant (Vanox MBPC)
- [0074]** 0.5 phr zinc pentachlorothiophenol (ZnPCTP)

**[0075]** The composition of this example will be exposed to a starting temperature of about 75° F. for about 0-1 minute, and then the temperature will be raised to about 320-325° F. for about 7-10 minutes, and still further raised to about 360° F. for about 4-5 minutes, at which time the temperature will then be reduced to about 70° F. so that the composition may be cured to the desired extent and cool enough to demold.

**[0076]** FIGS. 1 and 2 depict the Shore C and Shore D hardness gradients for the resulting single layer core. Referring to FIGS. 1 and 2, the outer surface Shore C and Shore D hardness of the single layer core in this example is indeed greater than the respective hardness of the geometric center. Additionally, there is a third hardness in the intermediate region (located within an area of the single layer core about 4 mm from both the geometric center and the outer surface) that is less than both a first hardness of the inner core region a second hardness of the outer core region. There is also a fourth hardness in the intermediate region that is greater than both a first hardness of the inner core region and a second hardness of the outer core region.

**[0077]** FIG. 3 represents the cure cycle for this example, and FIGS. 4 and 5 depict the range of hardnesses which may result for a particular single layer core according to one embodiment of the invention.

**[0078]** The preferred range of amounts for each element in the example above may be as follows, based upon 100 phr polybutadiene rubber: from about 15 phr to about 40 phr ZDA; from about 5 phr to about 25 phr ZnO; from about 0 phr to about 25 phr  $\text{BaSO}_4$ ; from about 0.25 phr to about 3.0 phr peroxide; from about 0.05 phr to about 1.5 phr antioxidant; and from about 0.1 phr to about 5.0 phr ZnPCTP.

**[0079]** The inventive cores of the invention may also include additional materials as disclosed herein.

**[0080]** Golf ball compression remains an important factor to consider in maximizing playing performance. It affects the

ball's spin rate off the driver as well as the feel. Initially, compression was referred to as the tightness of the windings around a golf ball. Today, compression refers to how much a ball will deform under a compressive force when a driver hits the ball. A ball actually tends to flatten out when a driver meets the ball; it deforms out of its round shape and then returns to its round shape, all in a second or two. Compression ratings of from about 70 to about 120 are common. The lower the compression rating, the more the ball will compress or deform upon impact.

**[0081]** People with a slower swing or slower club head speed will desire a ball having a lower compression rating. While the compression of a ball alone does not determine whether a ball flies farther—the club head speed actually determines that—compression can nevertheless influence or contribute to overall distance. For example, a golfer with a slower club head speed who uses a high compression ball will indeed lose yardage that would otherwise be achieved if that golfer used a low compression (or softer) ball. Accordingly, it is desirable to match golf ball compression rating with a player's swing speed in maximizing a golfer's performance on the green.

**[0082]** Several different methods can be used to measure compression, including Atti compression, Riehle compression, load/deflection measurements at a variety of fixed loads and offsets, and effective modulus. See, e.g., *Compression by Any Other Name, Science and Golf IV, Proceedings of the World Scientific Congress of Golf* (Eric Thain ed., Routledge, 2002) (“*J. Dalton*”). The term compression, as used herein, refers to Atti compression and is measured using an Atti compression test device. A piston compresses a ball against a spring and the piston remains fixed while deflection of the spring is measured at 1.25 mm (0.05 inches). Where a core has a very low stiffness, the compression measurement will be zero at 1.25 mm. In order to measure the compression of a core using an Atti compression tester, the core must be shimmed to a diameter of 1.680 inches because these testers are designed to measure objects having that diameter. Atti compression units can be converted to Riehle (cores), Riehle (balls), 100 kg deflection, 130-10 kg deflection or effective modulus using the formulas set forth in *J. Dalton*.

**[0083]** According to one aspect of the present invention, the golf ball is formulated to have a compression of between about 70 and about 120.

**[0084]** The distance that a golf ball would travel upon impact is a function of the coefficient of restitution (COR) and the aerodynamic characteristics of the ball. For golf balls, COR has been approximated as a ratio of the velocity of the golf ball after impact to the velocity of the golf ball prior to impact. The COR varies from 0 to 1.0. A COR value of 1.0 is equivalent to a perfectly elastic collision, that is, all the energy is transferred in the collision. A COR value of 0.0 is equivalent to a perfectly inelastic collision—that is, all of the energy is lost in the collision.

**[0085]** COR, as used herein, is determined by firing a golf ball or golf ball subassembly (e.g., a golf ball core) from an air cannon at two given velocities and calculating the COR at a velocity of 125 ft/s. Ball velocity is calculated as a ball approaches ballistic light screens which are located between the air cannon and a steel plate at a fixed distance. As the ball travels toward the steel plate, each light screen is activated, and the time at each light screen is measured. This provides an incoming transit time period inversely proportional to the ball's incoming velocity. The ball impacts the steel plate and

rebounds through the light screens, which again measure the time period required to transit between the light screens. This provides an outgoing transit time period inversely proportional to the ball's outgoing velocity. COR is then calculated as the ratio of the outgoing transit time period to the incoming transit time period,  $COR = V_{out}/V_{in} = T_{in}/T_{out}$ . Preferably, a golf ball according to the present invention has a COR of at least about 0.78, more preferably, at least about 0.80.

**[0086]** The spin rate of a golf ball also remains an important golf ball characteristic. High spin rate allows skilled players more flexibility in stopping the ball on the green if they are able to control a high spin ball. On the other hand, recreational players often prefer a low spin ball since they do not have the ability to intentionally control the ball, and lower spin balls tend to drift less off the green.

**[0087]** Golf ball spin is dependent on variables including, for example, distribution of the density or specific gravity within a golf ball. For example, when the density or specific gravity is located in the golf ball center, a lower moment of inertia results which increases spin rate. Alternatively, when the density or specific gravity is concentrated in the outer regions of the golf ball, a higher moment of inertia results with a lower spin rate. The moment of inertia for a one piece ball that is 1.62 ounces and 1.68 inches in diameter is approximately 0.4572 oz-in<sup>2</sup>, which is the baseline moment of inertia value.

**[0088]** Accordingly, by varying the materials and the hardness of the regions of the single layer core and outer layers, different moments of inertia may be achieved for the golf ball of the present invention. In one embodiment, the resulting golf ball has a moment of inertia of from about 0.440 to about 0.455 oz-in<sup>2</sup>. In another embodiment, the golf balls of the present invention have a moment of inertia of from about 0.456 oz-in<sup>2</sup> to about 0.470 oz-in<sup>2</sup>. In yet another embodiment, the golf ball has a moment of inertia of from about 0.450 oz-in<sup>2</sup> to about 0.460 oz-in<sup>2</sup>.

**[0089]** While the inventive golf ball may be formed from a variety of differing and conventional cover materials (both intermediate layer(s) and outer cover layer), preferred cover materials include, but are not limited to:

**[0090]** (1) Polyurethanes, such as those prepared from polyols or polyamines and diisocyanates or polyisocyanates and/or their prepolymers, and those disclosed in U.S. Pat. Nos. 5,334,673 and 6,506,851;

**[0091]** (2) Polyureas, such as those disclosed in U.S. Pat. Nos. 5,484,870 and 6,835,794; and

**[0092]** (3) Polyurethane-urea hybrids, blends or copolymers comprising urethane or urea segments.

**[0093]** Suitable polyurethane compositions comprise a reaction product of at least one polyisocyanate and at least one curing agent. The curing agent can include, for example, one or more polyamines, one or more polyols, or a combination thereof. The polyisocyanate can be combined with one or more polyols to form a prepolymer, which is then combined with the at least one curing agent. Thus, the polyols described herein are suitable for use in one or both components of the polyurethane material, i.e., as part of a prepolymer and in the curing agent. Suitable polyurethanes are described in U.S. Patent Application Publication No. 2005/0176523, which is incorporated by reference in its entirety.

**[0094]** Any polyisocyanate available to one of ordinary skill in the art is suitable for use according to the invention. Exemplary polyisocyanates include, but are not limited to, 4,4'-diphenylmethane diisocyanate (MDI); polymeric MDI;

carbodiimide-modified liquid MDI; 4,4'-dicyclohexylmethane diisocyanate (H<sub>12</sub>MDI); p-phenylene diisocyanate (PPDI); m-phenylene diisocyanate (MPDI); toluene diisocyanate (TDI); 3,3'-dimethyl-4,4'-biphenylene diisocyanate; isophoronediiisocyanate; 1,6-hexamethylene diisocyanate (HDI); naphthalene diisocyanate; xylene diisocyanate; p-tetramethylxylene diisocyanate; m-tetramethylxylene diisocyanate; ethylene diisocyanate; propylene-1,2-diisocyanate; tetramethylene-1,4-diisocyanate; cyclohexyl diisocyanate; dodecane-1,12-diisocyanate; cyclobutane-1,3-diisocyanate; cyclohexane-1,3-diisocyanate; cyclohexane-1,4-diisocyanate; 1-isocyanato-3,3,5-trimethyl-5-isocyanatomethylcyclohexane; methyl cyclohexylene diisocyanate; triisocyanate of HDI; triisocyanate of 2,4,4-trimethyl-1,6-hexane diisocyanate; tetracene diisocyanate; naphthalene diisocyanate; anthracene diisocyanate; isocyanurate of toluene diisocyanate; uretdione of hexamethylene diisocyanate; and mixtures thereof. Polyisocyanates are known to those of ordinary skill in the art as having more than one isocyanate group, e.g., di-isocyanate, triisocyanate, and tetra-isocyanate. Preferably, the polyisocyanate includes MDI, PPDI, TDI, or a mixture thereof, and more preferably, the polyisocyanate includes MDI. It should be understood that, as used herein, the term MDI includes 4,4'-diphenylmethane diisocyanate, polymeric MDI, carbodiimide-modified liquid MDI, and mixtures thereof and, additionally, that the diisocyanate employed may be "low free monomer," understood by one of ordinary skill in the art to have lower levels of "free" monomer isocyanate groups, typically less than about 0.1% free monomer isocyanate groups. Examples of "low free monomer" diisocyanates include, but are not limited to Low Free Monomer MDI, Low Free Monomer TDI, and Low Free Monomer PPDI.

**[0095]** The at least one polyisocyanate should have less than about 14% unreacted NCO groups. Preferably, the at least one polyisocyanate has no greater than about 8.0% NCO, more preferably no greater than about 7.8%, and most preferably no greater than about 7.5% NCO with a level of NCO of about 7.2 or 7.0, or 6.5% NCO commonly used.

**[0096]** Any polyol available to one of ordinary skill in the art is suitable for use according to the invention. Exemplary polyols include, but are not limited to, polyether polyols, hydroxy-terminated polybutadiene (including partially/fully hydrogenated derivatives), polyester polyols, polycaprolactone polyols, and polycarbonate polyols. In one preferred embodiment, the polyol includes polyether polyol. Examples include, but are not limited to, polytetramethylene ether glycol (PTMEG), polyethylene propylene glycol, polyoxypropylene glycol, and mixtures thereof. The hydrocarbon chain can have saturated or unsaturated bonds and substituted or unsubstituted aromatic and cyclic groups. Preferably, the polyol of the present invention includes PTMEG.

**[0097]** In another embodiment, polyester polyols are included in the polyurethane material. Suitable polyester polyols include, but are not limited to, polyethylene adipate glycol; polybutylene adipate glycol; polyethylene propylene adipate glycol; o-phthalate-1,6-hexanediol; poly(hexamethylene adipate)glycol; and mixtures thereof. The hydrocarbon chain can have saturated or unsaturated bonds, or substituted or unsubstituted aromatic and cyclic groups.

**[0098]** In another embodiment, polycaprolactone polyols are included in the materials of the invention. Suitable polycaprolactone polyols include, but are not limited to, 1,6-hexanediol-initiated polycaprolactone, diethylene glycol initiated polycaprolactone, trimethylol propane initiated

polycaprolactone, neopentyl glycol initiated polycaprolactone, 1,4-butanediol-initiated polycaprolactone, and mixtures thereof. The hydrocarbon chain can have saturated or unsaturated bonds, or substituted or unsubstituted aromatic and cyclic groups.

**[0099]** In yet another embodiment, polycarbonate polyols are included in the polyurethane material of the invention. Suitable polycarbonates include, but are not limited to, polyphthalate carbonate and poly(hexamethylene carbonate) glycol. The hydrocarbon chain can have saturated or unsaturated bonds, or substituted or unsubstituted aromatic and cyclic groups. In one embodiment, the molecular weight of the polyol is from about 200 to about 4000.

**[0100]** Polyamine curatives are also suitable for use in the polyurethane composition of the invention and have been found to improve cut, shear, and impact resistance of the resultant balls. Preferred polyamine curatives include, but are not limited to, 3,5-dimethylthio-2,4-toluenediamine and isomers thereof; 3,5-diethyltoluene-2,4-diamine and isomers thereof, such as 3,5-diethyltoluene-2,6-diamine; 4,4'-bis-(sec-butylamino)-diphenylmethane; 1,4-bis-(sec-butylamino)-benzene, 4,4'-methylene-bis-(2-chloroaniline); 4,4'-methylene-bis-(3-chloro-2,6-diethylaniline); polytetramethyleneoxide-di-p-aminobenzoate; N,N'-dialkyl-diamino diphenyl methane; p,p'-methylene dianiline; m-phenylenediamine; 4,4'-methylene-bis-(2-chloroaniline); 4,4'-methylene-bis-(2,6-diethylaniline); 4,4'-methylene-bis-(2,3-dichloroaniline); 4,4'-diamino-3,3'-diethyl-5,5'-dimethyl diphenylmethane; 2,2', 3,3'-tetrachloro diamino diphenylmethane; trimethylene glycol di-p-aminobenzoate; and mixtures thereof. Preferably, the curing agent of the present invention includes 3,5-dimethylthio-2,4-toluenediamine and isomers thereof, such as ETHACURE® 300, commercially available from Albermarle Corporation of Baton Rouge, La. Suitable polyamine curatives, which include both primary and secondary amines, preferably have molecular weights ranging from about 64 to about 2000.

**[0101]** At least one of a diol, triol, tetraol, or hydroxy-terminated curatives may be added to the aforementioned polyurethane composition. Suitable diol, triol, and tetraol groups include ethylene glycol; diethylene glycol; polyethylene glycol; propylene glycol; polypropylene glycol; lower molecular weight polytetramethylene ether glycol; 1,3-bis(2-hydroxyethoxy)benzene; 1,3-bis-[2-(2-hydroxyethoxy)ethoxy]benzene; 1,3-bis-[2-[2-(2-hydroxyethoxy)ethoxy]ethoxy]benzene; 1,4-butanediol; 1,5-pentanediol; 1,6-hexanediol; resorcinol-di-(β-hydroxyethyl)ether; hydroquinone-di-(β-hydroxyethyl)ether; and mixtures thereof. Preferred hydroxy-terminated curatives include 1,3-bis(2-hydroxyethoxy)benzene; 1,3-bis-[2-(2-hydroxyethoxy)ethoxy]benzene; 1,3-bis-[2-[2-(2-hydroxyethoxy)ethoxy]ethoxy]benzene; 1,4-butanediol, and mixtures thereof. Preferably, the hydroxy-terminated curatives have molecular weights ranging from about 48 to 2000. It should be understood that molecular weight, as used herein, is the absolute weight average molecular weight and would be understood as such by one of ordinary skill in the art.

**[0102]** Both the hydroxy-terminated and amine curatives can include one or more saturated, unsaturated, aromatic, and cyclic groups. Additionally, the hydroxy-terminated and amine curatives can include one or more halogen groups. The polyurethane composition can be formed with a blend or mixture of curing agents. If desired, however, the polyurethane composition may be formed with a single curing agent.

**[0103]** In a preferred embodiment of the present invention, saturated polyurethanes are used to form one or more of the cover layers, preferably the outer cover layer, and may be selected from among both castable thermoset and thermoplastic polyurethanes. In this embodiment, the saturated polyurethanes of the present invention are substantially free of aromatic groups or moieties. Saturated polyurethanes suitable for use in the invention are a product of a reaction between at least one polyurethane prepolymer and at least one saturated curing agent. The polyurethane prepolymer is a product formed by a reaction between at least one saturated polyol and at least one saturated diisocyanate. As is well known in the art, that a catalyst may be employed to promote the reaction between the curing agent and the isocyanate and polyol, or the curing agent and the prepolymer.

**[0104]** Saturated diisocyanates which can be used include, without limitation, ethylene diisocyanate; propylene-1,2-diisocyanate; tetramethylene-1,4-diisocyanate; 1,6-hexamethylene diisocyanate (HDI); 2,2,4-trimethylhexamethylene diisocyanate; 2,4,4-trimethylhexamethylene diisocyanate; dodecane-1,12-diisocyanate; dicyclohexylmethane diisocyanate; cyclobutane-1,3-diisocyanate; cyclohexane-1,3-diisocyanate; cyclohexane-1,4-diisocyanate; 1-isocyanato-3,3,5-trimethyl-5-isocyanatomethylcyclohexane; isophorone diisocyanate; methyl cyclohexylene diisocyanate; triisocyanate of HDI; trisocyanate of 2,2,4-trimethyl-1,6-hexane diisocyanate. The most preferred saturated diisocyanates are 4,4'-dicyclohexylmethane diisocyanate and isophorone diisocyanate.

**[0105]** Saturated polyols which are appropriate for use in this invention include without limitation polyether polyols such as polytetramethylene ether glycol and poly(oxypropylene)glycol. Suitable saturated polyester polyols include polyethylene adipate glycol, polyethylene propylene adipate glycol, polybutylene adipate glycol, polycarbonate polyol and ethylene oxide-capped polyoxypropylene diols. Saturated polycaprolactone polyols which are useful in the invention include diethylene glycol-initiated polycaprolactone, 1,4-butanediol-initiated polycaprolactone, 1,6-hexanediol-initiated polycaprolactone; trimethylol propane-initiated polycaprolactone, neopentyl glycol initiated polycaprolactone, and polytetramethylene ether glycol-initiated polycaprolactone. The most preferred saturated polyols are polytetramethylene ether glycol and PTMEG-initiated polycaprolactone.

**[0106]** Suitable saturated curatives include 1,4-butanediol, ethylene glycol, diethylene glycol, polytetramethylene ether glycol, propylene glycol; trimethanolpropane; tetra-(2-hydroxypropyl)-ethylenediamine; isomers and mixtures of isomers of cyclohexyldimethylol, isomers and mixtures of isomers of cyclohexane bis(methylamine); triisopropanolamine; ethylene diamine; diethylene triamine; triethylene tetramine; tetraethylene pentamine; 4,4'-dicyclohexylmethane diamine; 2,2,4-trimethyl-1,6-hexanediamine; 2,4,4-trimethyl-1,6-hexanediamine; diethyleneglycol di-(aminopropyl)ether; 4,4'-bis-(sec-butylamino)-dicyclohexylmethane; 1,2-bis-(sec-butylamino)cyclohexane; 1,4-bis-(sec-butylamino)cyclohexane; isophorone diamine; hexamethylene diamine; propylene diamine; 1-methyl-2,4-cyclohexyl diamine; 1-methyl-2,6-cyclohexyl diamine; 1,3-diaminopropane; dimethylamino propylamine; diethylamino propylamine; imido-bis-propylamine; isomers and mixtures of isomers of diaminocyclohexane; monoethanolamine; diethanolamine; triethanolamine; monoisopropanolamine; and diisopropano-

lamine. The most preferred saturated curatives are 1,4-butanediol, 1,4-cyclohexyldimethylol and 4,4'-bis-(sec-butylamino)-dicyclohexylmethane.

**[0107]** Alternatively, other suitable polymers include partially or fully neutralized ionomer, metallocene, or other single-site catalyzed polymer, polyester, polyamide, non-ionic thermoplastic elastomer, copolyether-esters, copolyether-amides, polycarbonate, polybutadiene, polyisoprene, polystyrene block copolymers (such as styrene-butadiene-styrene), styrene-ethylene-propylene-styrene, styrene-ethylene-butylene-styrene, and the like, and blends thereof. Thermosetting polyurethanes or polyureas are suitable for the outer cover layers of the golf balls of the present invention.

**[0108]** Additionally, polyurethane can be replaced with or blended with a polyurea material. Polyureas are distinctly different from polyurethane compositions, but also result in desirable aerodynamic and aesthetic characteristics when used in golf ball components. The polyurea-based compositions are preferably saturated in nature.

**[0109]** Without being bound to any particular theory, it is now believed that substitution of the long chain polyol segment in the polyurethane prepolymer with a long chain polyamine oligomer soft segment to form a polyurea prepolymer, improves shear, cut, and resiliency, as well as adhesion to other components. Thus, the polyurea compositions of this invention may be formed from the reaction product of an isocyanate and polyamine prepolymer crosslinked with a curing agent. For example, polyurea-based compositions of the invention may be prepared from at least one isocyanate, at least one polyether amine, and at least one diol curing agent or at least one diamine curing agent.

**[0110]** Any polyamine available to one of ordinary skill in the art is suitable for use in the polyurea prepolymer. Polyether amines are particularly suitable for use in the prepolymer. As used herein, "polyether amines" refer to at least polyoxyalkyleneamines containing primary amino groups attached to the terminus of a polyether backbone. Due to the rapid reaction of isocyanate and amine, and the insolubility of many urea products, however, the selection of diamines and polyether amines is limited to those allowing the successful formation of the polyurea prepolymers. In one embodiment, the polyether backbone is based on tetramethylene, propylene, ethylene, trimethylolpropane, glycerin, and mixtures thereof.

**[0111]** Suitable polyether amines include, but are not limited to, methyl-diethanolamine; polyoxyalkylenediamines such as, polytetramethylene ether diamines, polyoxypropylenetriamine, and polyoxypropylene diamines; poly(ethylene oxide capped oxypropylene)ether diamines; propylene oxide-based triamines; triethyleneglycoldiamines; trimethylolpropane-based triamines; glycerin-based triamines; and mixtures thereof. In one embodiment, the polyether amine used to form the prepolymer is JEFFAMINE® D2000 (manufactured by Huntsman Chemical Co. of Austin, Tex.).

**[0112]** The molecular weight of the polyether amine for use in the polyurea prepolymer may range from about 100 to about 5000. In one embodiment, the polyether amine molecular weight is about 200 or greater, preferably about 230 or greater. In another embodiment, the molecular weight of the polyether amine is about 4000 or less. In yet another embodiment, the molecular weight of the polyether amine is about 600 or greater. In still another embodiment, the molecular weight of the polyether amine is about 3000 or less. In yet another embodiment, the molecular weight of the polyether



amine is between about 1000 and about 3000, and more preferably is between about 1500 to about 2500. Because lower molecular weight polyether amines may be prone to forming solid polyureas, a higher molecular weight oligomer, such as JEFFAMINE® D2000, is preferred.

**[0113]** As briefly discussed above, some amines may be unsuitable for reaction with the isocyanate because of the rapid reaction between the two components. In particular, shorter chain amines are fast reacting. In one embodiment, however, a hindered secondary diamine may be suitable for use in the prepolymer. Without being bound to any particular theory, it is believed that an amine with a high level of steric hindrance, e.g., a tertiary butyl group on the nitrogen atom, has a slower reaction rate than an amine with no hindrance or a low level of hindrance. For example, 4,4'-bis-(sec-butylamino)-dicyclohexylmethane (CLEARLINK® 1000) may be suitable for use in combination with an isocyanate to form the polyurea prepolymer.

**[0114]** Any isocyanate available to one of ordinary skill in the art is suitable for use in the polyurea prepolymer. Isocyanates for use with the present invention include aliphatic, cycloaliphatic, araliphatic, aromatic, any derivatives thereof, and combinations of these compounds having two or more isocyanate (NCO) groups per molecule. The isocyanates may be organic polyisocyanate-terminated prepolymers. The isocyanate-containing reactable component may also include any isocyanate-functional monomer, dimer, trimer, or multimeric adduct thereof, prepolymer, quasi-prepolymer, or mixtures thereof. Isocyanate-functional compounds may include monoisocyanates or polyisocyanates that include any isocyanate functionality of two or more.

**[0115]** Suitable isocyanate-containing components include diisocyanates having the generic structure:  $O=C=N-R-N=C=O$ , where R is preferably a cyclic, aromatic, or linear or branched hydrocarbon moiety containing from about 1 to about 20 carbon atoms. The diisocyanate may also contain one or more cyclic groups or one or more phenyl groups. When multiple cyclic or aromatic groups are present, linear and/or branched hydrocarbons containing from about 1 to about 10 carbon atoms can be present as spacers between the cyclic or aromatic groups. In some cases, the cyclic or aromatic group(s) may be substituted at the 2-, 3-, and/or 4-positions, or at the ortho-, meta-, and/or para-positions, respectively. Substituted groups may include, but are not limited to, halogens, primary, secondary, or tertiary hydrocarbon groups, or a mixture thereof.

**[0116]** Examples of diisocyanates that can be used with the present invention include, but are not limited to, substituted and isomeric mixtures including 2,2'-, 2,4'-, and 4,4'-diphenylmethane diisocyanate; 3,3'-dimethyl-4,4'-biphenylene diisocyanate; toluene diisocyanate; polymeric MDI; carbodiimide-modified liquid 4,4'-diphenylmethane diisocyanate; para-phenylene diisocyanate; meta-phenylene diisocyanate; triphenyl methane-4,4'- and triphenyl methane-4,4'-triisocyanate; naphthylene-1,5-diisocyanate; 2,4'-, 4,4'-, and 2,2-biphenyl diisocyanate; polyphenyl polymethylene polyisocyanate; mixtures of MDI and PMDI; mixtures of PMDI and TDI; ethylene diisocyanate; propylene-1,2-diisocyanate; tetramethylene-1,2-diisocyanate; tetramethylene-1,3-diisocyanate; tetramethylene-1,4-diisocyanate; 1,6-hexamethylene-diisocyanate; octamethylene diisocyanate; decamethylene diisocyanate; 2,2,4-trimethylhexamethylene diisocyanate; 2,4,4-trimethylhexamethylene diisocyanate; dodecane-1,12-diisocyanate; cyclobutane-1,3-diisocyanate; cyclohexane-1,

2-diisocyanate; cyclohexane-1,3-diisocyanate; cyclohexane-1,4-diisocyanate; methyl-cyclohexylene diisocyanate; 2,4-methylcyclohexane diisocyanate; 2,6-methylcyclohexane diisocyanate; 4,4'-dicyclohexyl diisocyanate; 2,4'-dicyclohexyl diisocyanate; 1,3,5-cyclohexane triisocyanate; isocyanatomethylcyclohexane isocyanate; 1-isocyanato-3,3,5-trimethyl-5-isocyanatomethylcyclohexane; isocyanatoethylcyclohexane isocyanate; bis(isocyanatomethyl)-cyclohexane diisocyanate; 4,4'-bis(isocyanatomethyl)dicyclohexane; 2,4'-bis(isocyanatomethyl)dicyclohexane; isophorone diisocyanate; triisocyanate of HDI; triisocyanate of 2,2,4-trimethyl-1,6-hexane diisocyanate; 4,4'-dicyclohexylmethane diisocyanate; 2,4-hexahydrotoluene diisocyanate; 2,6-hexahydrotoluene diisocyanate; 1,2-, 1,3-, and 1,4-phenylene diisocyanate; aromatic aliphatic isocyanate, such as 1,2-, 1,3-, and 1,4-xylene diisocyanate; meta-tetramethylxylene diisocyanate; para-tetramethylxylene diisocyanate; trimerized isocyanurate of any polyisocyanate, such as isocyanurate of toluene diisocyanate, trimer of diphenylmethane diisocyanate, trimer of tetramethylxylene diisocyanate, isocyanurate of hexamethylene diisocyanate, isocyanurate of isophorone diisocyanate, and mixtures thereof; dimerized uredione of any polyisocyanate, such as uretdione of toluene diisocyanate, uretdione of hexamethylene diisocyanate, and mixtures thereof; modified polyisocyanate derived from the above isocyanates and polyisocyanates; and mixtures thereof.

**[0117]** Examples of saturated diisocyanates that can be used with the present invention include, but are not limited to, ethylene diisocyanate; propylene-1,2-diisocyanate; tetramethylene diisocyanate; tetramethylene-1,4-diisocyanate; 1,6-hexamethylene-diisocyanate; octamethylene diisocyanate; decamethylene diisocyanate; 2,2,4-trimethylhexamethylene diisocyanate; 2,4,4-trimethylhexamethylene diisocyanate; dodecane-1,12-diisocyanate; cyclobutane-1,3-diisocyanate; cyclohexane-1,2-diisocyanate; cyclohexane-1,3-diisocyanate; cyclohexane-1,4-diisocyanate; methyl-cyclohexylene diisocyanate; 2,4-methylcyclohexane diisocyanate; 2,6-methylcyclohexane diisocyanate; 4,4'-dicyclohexyl diisocyanate; 2,4'-dicyclohexyl diisocyanate; 1,3,5-cyclohexane triisocyanate; isocyanatomethylcyclohexane isocyanate; 1-isocyanato-3,3,5-trimethyl-5-isocyanatomethylcyclohexane; isocyanatoethylcyclohexane isocyanate; bis(isocyanatomethyl)-cyclohexane diisocyanate; 4,4'-bis(isocyanatomethyl)dicyclohexane; 2,4'-bis(isocyanatomethyl)dicyclohexane; isophorone diisocyanate; triisocyanate of HDI; triisocyanate of 2,2,4-trimethyl-1,6-hexane diisocyanate; 4,4'-dicyclohexylmethane diisocyanate; 2,4-hexahydrotoluene diisocyanate; 2,6-hexahydrotoluene diisocyanate; and mixtures thereof. Aromatic aliphatic isocyanates may also be used to form light stable materials. Examples of such isocyanates include 1,2-, 1,3-, and 1,4-xylene diisocyanate; meta-tetramethylxylene diisocyanate; para-tetramethylxylene diisocyanate; trimerized isocyanurate of any polyisocyanate, such as isocyanurate of toluene diisocyanate, trimer of diphenylmethane diisocyanate, trimer of tetramethylxylene diisocyanate, isocyanurate of hexamethylene diisocyanate, isocyanurate of isophorone diisocyanate, and mixtures thereof; dimerized uredione of any polyisocyanate, such as uretdione of toluene diisocyanate, uretdione of hexamethylene diisocyanate, and mixtures thereof; modified polyisocyanate derived from the above isocyanates and polyisocyanates; and mixtures thereof. In addition, the aromatic aliphatic isocyanates may be mixed with any of the saturated isocyanates listed above for the purposes of this invention.

**[0118]** The number of unreacted NCO groups in the polyurea prepolymer of isocyanate and polyether amine may be varied to control such factors as the speed of the reaction, the resultant hardness of the composition, and the like. For instance, the number of unreacted NCO groups in the polyurea prepolymer of isocyanate and polyether amine may be less than about 14 percent. In one embodiment, the polyurea prepolymer has from about 5 percent to about 11 percent unreacted NCO groups, and even more preferably has from about 6 to about 9.5 percent unreacted NCO groups. In one embodiment, the percentage of unreacted NCO groups is about 3 percent to about 9 percent. Alternatively, the percentage of unreacted NCO groups in the polyurea prepolymer may be about 7.5 percent or less, and more preferably, about 7 percent or less. In another embodiment, the unreacted NCO content is from about 2.5 percent to about 7.5 percent, and more preferably from about 4 percent to about 6.5 percent. When formed, polyurea prepolymers may contain about 10 percent to about 20 percent by weight of the prepolymer of free isocyanate monomer. Thus, in one embodiment, the polyurea prepolymer may be stripped of the free isocyanate monomer. For example, after stripping, the prepolymer may contain about 1 percent or less free isocyanate monomer. In another embodiment, the prepolymer contains about 0.5 percent by weight or less of free isocyanate monomer.

**[0119]** The polyether amine may be blended with additional polyols to formulate copolymers that are reacted with excess isocyanate to form the polyurea prepolymer. In one embodiment, less than about 30 percent polyol by weight of the copolymer is blended with the saturated polyether amine. In another embodiment, less than about 20 percent polyol by weight of the copolymer, preferably less than about 15 percent by weight of the copolymer, is blended with the polyether amine. The polyols listed above with respect to the polyurethane prepolymer, e.g., polyether polyols, polycaprolactone polyols, polyester polyols, polycarbonate polyols, hydrocarbon polyols, other polyols, and mixtures thereof, are also suitable for blending with the polyether amine. The molecular weight of these polymers may be from about 200 to about 4000, but also may be from about 1000 to about 3000, and more preferably are from about 1500 to about 2500.

**[0120]** The polyurea composition can be formed by crosslinking the polyurea prepolymer with a single curing agent or a blend of curing agents. The curing agent of the invention is preferably an amine-terminated curing agent, more preferably a secondary diamine curing agent so that the composition contains only urea linkages. In one embodiment, the amine-terminated curing agent may have a molecular weight of about 64 or greater. In another embodiment, the molecular weight of the amine-curing agent is about 2000 or less. As discussed above, certain amine-terminated curing agents may be modified with a compatible amine-terminated freezing point depressing agent or mixture of compatible freezing point depressing agents

**[0121]** Suitable amine-terminated curing agents include, but are not limited to, ethylene diamine; hexamethylene diamine; 1-methyl-2,6-cyclohexyl diamine; tetrahydroxypropylene ethylene diamine; 2,2,4- and 2,4,4-trimethyl-1,6-hexanediamine; 4,4'-bis-(sec-butylamino)-dicyclohexylmethane; 1,4-bis-(sec-butylamino)-cyclohexane; 1,2-bis-(sec-butylamino)-cyclohexane; derivatives of 4,4'-bis-(sec-butylamino)-dicyclohexylmethane; 4,4'-dicyclohexylmethane diamine; 1,4-cyclohexane-bis-(methylamine); 1,3-cyclohexane-bis-(methylamine);

diethylene glycol di-(aminopropyl)ether; 2-methylpentamethylene-diamine; diaminocyclohexane; diethylene triamine; triethylene tetramine; tetraethylene pentamine; propylene diamine; 1,3-diaminopropane; dimethylamino propylamine; diethylamino propylamine; dipropylene triamine; imido-bis-propylamine; monoethanolamine, diethanolamine; triethanolamine; monoisopropanolamine, diisopropanolamine; isophoronediamine; 4,4'-methylenebis-(2-chloroaniline); 3,5-dimethylthio-2,4-toluenediamine; 3,5-dimethylthio-2,6-toluenediamine; 3,5-diethylthio-2,4-toluenediamine; 3,5-diethylthio-2,6-toluenediamine; 4,4'-bis-(sec-butylamino)-diphenylmethane and derivatives thereof; 1,4-bis-(sec-butylamino)-benzene; 1,2-bis-(sec-butylamino)-benzene; N,N'-dialkylamino-diphenylmethane; N,N,N',N'-tetrakis (2-hydroxypropyl)ethylene diamine; trimethyleneglycol-dip-aminobenzoate; polytetramethylenedioxi-di-p-aminobenzoate; 4,4'-methylenebis-(3-chloro-2,6-diethylaniline); 4,4'-methylenebis-(2,6-diethylaniline); meta-phenylenediamine; paraphenylenediamine; and mixtures thereof. In one embodiment, the amine-terminated curing agent is 4,4'-bis-(sec-butylamino)-dicyclohexylmethane.

**[0122]** Suitable saturated amine-terminated curing agents include, but are not limited to, ethylene diamine; hexamethylene diamine; 1-methyl-2,6-cyclohexyl diamine; tetrahydroxypropylene ethylene diamine; 2,2,4- and 2,4,4-trimethyl-1,6-hexanediamine; 4,4'-bis-(sec-butylamino)-dicyclohexylmethane; 1,4-bis-(sec-butylamino)-cyclohexane; 1,2-bis-(sec-butylamino)-cyclohexane; derivatives of 4,4'-bis-(sec-butylamino)-dicyclohexylmethane; 4,4'-dicyclohexylmethane diamine; 4,4'-methylenebis-(2,6-diethylaminocyclohexane); 1,4-cyclohexane-bis-(methylamine); 1,3-cyclohexane-bis-(methylamine); diethylene glycol di-(aminopropyl)ether; 2-methylpentamethylene-diamine; diaminocyclohexane; diethylene triamine; triethylene tetramine; tetraethylene pentamine; propylene diamine; 1,3-diaminopropane; dimethylamino propylamine; diethylamino propylamine; imido-bis-propylamine; monoethanolamine, diethanolamine; triethanolamine; monoisopropanolamine, diisopropanolamine; isophoronediamine; triisopropanolamine; and mixtures thereof. In addition, any of the polyether amines listed above may be used as curing agents to react with the polyurea prepolymers.

**[0123]** Cover layers of the inventive golf ball may also be formed from ionomeric polymers, preferably highly-neutralized ionomers (HNP). In a preferred embodiment, at least one intermediate layer of the golf ball is formed from an HNP material or a blend of HNP materials. The acid moieties of the HNP's, typically ethylene-based ionomers, are preferably neutralized greater than about 70%, more preferably greater than about 90%, and most preferably at least about 100%. The HNP's can be also be blended with a second polymer component, which, if containing an acid group, may be neutralized in a conventional manner, by the organic fatty acids of the present invention, or both. The second polymer component, which may be partially or fully neutralized, preferably comprises ionomeric copolymers and terpolymers, ionomer precursors, thermoplastics, polyamides, polycarbonates, polyesters, polyurethanes, polyureas, thermoplastic elastomers, polybutadiene rubber, balata, metallocene-catalyzed polymers (grafted and non-grafted), single-site polymers, high-crystalline acid polymers, cationic ionomers, and the like. HNP polymers typically have a material hardness of between about 20 and about 80 Shore D, and a flexural modulus of between about 3,000 psi and about 200,000 psi.

[0124] In one embodiment of the present invention the HNP's are ionomers and/or their acid precursors that are preferably neutralized, either fully or partially, with organic acid copolymers or the salts thereof. The acid copolymers are preferably  $\alpha$ -olefin, such as ethylene,  $C_{3-8}$   $\alpha,\beta$ -ethylenically unsaturated carboxylic acid, such as acrylic and methacrylic acid, copolymers. They may optionally contain a softening monomer, such as alkyl acrylate and alkyl methacrylate, wherein the alkyl groups have from 1 to 8 carbon atoms.

[0125] The acid copolymers can be described as E/X/Y copolymers where E is ethylene, X is an  $\alpha,\beta$ -ethylenically unsaturated carboxylic acid, and Y is a softening comonomer. In a preferred embodiment, X is acrylic or methacrylic acid and Y is a  $C_{1-8}$  alkyl acrylate or methacrylate ester. X is preferably present in an amount from about 1 to about 35 weight percent of the polymer, more preferably from about 5 to about 30 weight percent of the polymer, and most preferably from about 10 to about 20 weight percent of the polymer. Y is preferably present in an amount from about 0 to about 50 weight percent of the polymer, more preferably from about 5 to about weight percent of the polymer, and most preferably from about 10 to about 20 weight percent of the polymer.

[0126] Specific acid-containing ethylene copolymers include, but are not limited to, ethylene/acrylic acid/n-butyl acrylate, ethylene/methacrylic acid/n-butyl acrylate, ethylene/methacrylic acid/iso-butyl acrylate, ethylene/acrylic acid/iso-butyl acrylate, ethylene/methacrylic acid/n-butyl methacrylate, ethylene/acrylic acid/methyl methacrylate, ethylene/acrylic acid/methyl acrylate, ethylene/methacrylic acid/methyl acrylate, ethylene/methacrylic acid/methyl methacrylate, and ethylene/acrylic acid/n-butyl methacrylate. Preferred acid-containing ethylene copolymers include, ethylene/methacrylic acid/n-butyl acrylate, ethylene/acrylic acid/n-butyl acrylate, ethylene/methacrylic acid/methyl acrylate, ethylene/acrylic acid/ethyl acrylate, ethylene/methacrylic acid/ethyl acrylate, and ethylene/acrylic acid/methyl acrylate copolymers. The most preferred acid-containing ethylene copolymers are, ethylene/(meth)acrylic acid/n-butyl acrylate, ethylene/(meth)acrylic acid/ethyl acrylate, and ethylene/(meth)acrylic acid/methyl acrylate copolymers.

[0127] Ionomers are typically neutralized with a metal cation, such as Li, Na, Mg, K, Ca, or Zn. It has been found that by adding sufficient organic acid or salt of organic acid, along with a suitable base, to the acid copolymer or ionomer, however, the ionomer can be neutralized, without losing processability, to a level much greater than for a metal cation. Preferably, the acid moieties are neutralized greater than about 80%, preferably from 90-100%, most preferably 100% without losing processability. This accomplished by melt-blending an ethylene  $\alpha,\beta$ -ethylenically unsaturated carboxylic acid copolymer, for example, with an organic acid or a salt of organic acid, and adding a sufficient amount of a cation source to increase the level of neutralization of all the acid moieties (including those in the acid copolymer and in the organic acid) to greater than 90%, (preferably greater than 100%).

[0128] The organic acids of the present invention are aliphatic, mono- or multi-functional (saturated, unsaturated, or multi-unsaturated) organic acids. Salts of these organic acids may also be employed. The salts of organic acids of the present invention include the salts of barium, lithium, sodium, zinc, bismuth, chromium, cobalt, copper, potassium, strontium, titanium, tungsten, magnesium, cesium, iron, nickel, silver, aluminum, tin, or calcium, salts of fatty acids, particu-

larly stearic, behenic, erucic, oleic, linoelic or dimerized derivatives thereof. It is preferred that the organic acids and salts of the present invention be relatively non-migratory (they do not bloom to the surface of the polymer under ambient temperatures) and non-volatile (they do not volatilize at temperatures required for melt-blending).

[0129] The ionomers of the invention may also be more conventional ionomers, i.e., partially-neutralized with metal cations. The acid moiety in the acid copolymer is neutralized about 1 to about 90%, preferably at least about 20 to about 75%, and more preferably at least about 40 to about 70%, to form an ionomer, by a cation such as lithium, sodium, potassium, magnesium, calcium, barium, lead, tin, zinc, aluminum, or a mixture thereof.

[0130] In a preferred embodiment, the inventive single-layer core is enclosed with two cover layers, where the inner cover layer has a thickness of about 0.01 inches to about 0.06 inches, more preferably about 0.015 inches to about 0.040 inches, and most preferably about 0.02 inches to about 0.035 inches, and the inner cover layer is formed from a partially- or fully-neutralized ionomer having a Shore D hardness of greater than about 55, more preferably greater than about 60, and most preferably greater than about 65. In this embodiment, the outer cover layer should have a thickness of about 0.015 inches to about 0.055 inches, more preferably about 0.02 inches to about 0.04 inches, and most preferably about 0.025 inches to about 0.035 inches, and has a hardness of about Shore D 60 or less, more preferably 55 or less, and most preferably about 52 or less. The inner cover layer should be harder than the outer cover layer. In this embodiment the outer cover layer comprises a partially- or fully-neutralized ionomer, a polyurethane, polyurea, or blend thereof. A most preferred outer cover layer is a castable or reaction injection molded polyurethane, polyurea or copolymer or hybrid thereof having a Shore D hardness of about 30 to about 60. A most preferred inner cover layer material is a partially-neutralized ionomer comprising a zinc, sodium or lithium neutralized ionomer such as SURLYN® 8940, 8945, 9910, 7930, 7940, or blend thereof having a Shore D hardness of from about 63 to about 68.

[0131] In another multi-layer cover, single core embodiment, the outer cover and inner cover layer materials and thickness are the same but, the hardness range is reversed, that is, the outer cover layer is harder than the inner cover layer.

[0132] In an alternative preferred embodiment, the golf ball is a one-piece golf ball having a dimpled surface and having a surface hardness equal to or greater than the center hardness. The one-piece ball preferably has a diameter of from about 1.680 inches to about 1.690 inches, a weight of about 1.620 oz, an Atti compression of from about 40 to about 120, and a COR of from about 0.750 to about 0.825.

[0133] In another embodiment, the core may have a diameter of from about 1.0 inch to about 1.64 inches, preferably from about 1.30 inches to about 1.620 inches, and more preferably from about 1.40 inches to about 1.60 inches.

[0134] Another preferred cover material comprises a castable or reaction injection moldable polyurethane, polyurea, or copolymer or hybrid of polyurethane/polyurea. Preferably, this cover is thermosetting but may be a thermoplastic, having a Shore D hardness of from about 20 to about 70, more preferably from about 30 to about 65 and most preferably from about 35 to about 60. A moisture vapor barrier layer, such as disclosed in U.S. Pat. Nos. 6,632,147; 6,932,720; 7,004,854; and 7,182,702, all of which are incorporated by

reference herein in their entirety, are optionally employed between the cover layer and the core.

**[0135]** Unless otherwise expressly specified, all of the numerical ranges, amounts, values and percentages such as those for amounts of materials, and others in the specification may be read as if prefaced by the word “about” even though the term “about” may not expressly appear with the value, amount or range. Accordingly, unless indicated to the contrary, the numerical parameters set forth in the specification and attached claims are approximations that may vary depending upon the desired properties sought to be obtained by the present invention. At the very least, and not as an attempt to limit the application of the doctrine of equivalents to the scope of the claims, each numerical parameter should at least be construed in light of the number of reported significant digits and by applying ordinary rounding techniques.

**[0136]** Notwithstanding that the numerical ranges and parameters setting forth the broad scope of the invention are approximations, the numerical values set forth in the specific examples are reported as precisely as possible. Any numerical value, however, inherently contains certain errors necessarily resulting from the standard deviation found in their respective testing measurements. Furthermore, when numerical ranges of varying scope are set forth herein, it is contemplated that any combination of these values inclusive of the recited values may be used.

**[0137]** While it is apparent that the illustrative embodiments of the invention disclosed herein fulfill the preferred embodiments of the present invention, it is appreciated that numerous modifications and other embodiments may be devised by those skilled in the art. Examples of such modifications include reasonable variations of the numerical values and/or materials and/or components discussed above. Hence, the numerical values stated above and claimed below specifically include those values and the values that are approximate to those stated and claimed values. Therefore, it will be understood that the appended claims are intended to cover all such modifications and embodiments, which would come within the spirit and scope of the present invention.

**[0138]** The invention described and claimed herein is not to be limited in scope by the specific embodiments herein disclosed, since these embodiments are intended as illustrations of several aspects of the invention. Any equivalent embodiments are intended to be within the scope of this invention. Indeed, various modifications of the invention in addition to those shown and described herein will become apparent to those skilled in the art from the foregoing description. For example, the compositions of the present invention may be used in a variety of equipment. Such modifications are also intended to fall within the scope of the appended claims.

**[0139]** While any of the embodiments herein may have any known dimple number and pattern, a preferred number of dimples is 252 to 456, and more preferably is 330 to 392. The dimples may comprise any width, depth, and edge angle disclosed in the prior art and the patterns may comprise multitudes of dimples having different widths, depths and edge angles. The parting line configuration of said pattern may be either a straight line or a staggered wave parting line (SWPL). Most preferably the dimple number is 330, 332, or 392 and comprises 5 to 7 dimples sizes and the parting line is a SWPL.

**[0140]** In any of these embodiments the single-layer core may be replaced with a 2 or more layer core wherein at least one core layer has a negative hardness gradient.

Other than in the operating examples, or unless otherwise expressly specified, all of the numerical ranges, amounts, values and percentages such as those for amounts of materials and others in the specification may be read as if prefaced by the word “about” even though the term “about” may not expressly appear with the value, amount or range.

**[0141]** Accordingly, unless indicated to the contrary, the numerical parameters set forth in the specification and attached claims are approximations that may vary depending upon the desired properties sought to be obtained by the present invention. At the very least, and not as an attempt to limit the application of the doctrine of equivalents to the scope of the claims, each numerical parameter should at least be construed in light of the number of reported significant digits and by applying ordinary rounding techniques.

**[0142]** While it is apparent that the illustrative embodiments of the invention disclosed herein fulfill the objective stated above, it is appreciated that numerous modifications and other embodiments may be devised by those skilled in the art. Therefore, it will be understood that the appended claims are intended to cover all such modifications and embodiments, which would come within the spirit and scope of the present invention.

What is claimed is:

**1.** A golf ball comprising:

a single layer core and a cover layer disposed about the single layer core,

the single layer core being formed from a substantially homogenous formulation and comprising a geometric center and an outer surface wherein a hardness of the outer surface is greater than a hardness of the geometric center;

the single layer core further comprising an inner core region disposed about the geometric center, an outer core region adjacent the outer surface, and an intermediate core region disposed between the inner and outer core regions and extending radially from about 5 mm to about 15.75 mm from the geometric center;

wherein the inner core region has a first hardness, the outer core region has a second hardness, and the intermediate core region has a third hardness and a fourth hardness; the first hardness being less than the hardness of the geometric center and the hardness of the outer surface; the second hardness being greater than the hardness of the geometric center and the hardness of the outer surface; the third hardness being less than the first hardness and the second hardness; and the fourth hardness being greater than the first hardness and the second hardness.

**2.** The golf ball of claim 1, wherein the hardness of the geometric center is from about 30 Shore C to about 75 Shore C.

**3.** The golf ball of claim 1, wherein the hardness of the geometric center is from about 20 Shore D to about 55 Shore D.

**4.** A golf ball comprising:

a single layer core and a cover layer disposed about the single layer core,

the single layer core being formed from a substantially homogenous formulation and comprising a geometric center and an outer surface wherein a hardness of the outer surface is greater than a hardness of the geometric center;

the single layer core further comprising an inner core region disposed about the geometric center, an outer core region adjacent the outer surface, and an intermediate core region disposed between the inner and outer core regions and extending radially from about 5 mm to about 15.75 mm from the geometric center;

wherein the inner core region has a first hardness, the outer core region has a second hardness, and the intermediate core region has a third hardness and a fourth hardness; the first hardness being less than the hardness of the geometric center and the hardness of the outer surface; the second hardness being greater than the hardness of the geometric center and the hardness of the outer surface; the third hardness being substantially the same as the first hardness and less than the second hardness; and the fourth hardness being greater than the first hardness and less than the second hardness.

5. The golf ball of claim 4, wherein the hardness of the geometric center is from about 30 shore C to about 75 shore C.

6. The golf ball of claim 4, wherein the hardness of the geometric center is from about 20 shore D to about 55 shore D.

7. A golf ball comprising:

a single layer core and a cover layer disposed about the single layer core,

the single layer core being formed from a substantially homogenous formulation and comprising a geometric center and an outer surface wherein a hardness of the outer surface is greater than a hardness of the geometric center;

the single layer core further comprising an inner core region disposed about the geometric center, an outer core region adjacent the outer surface, and an intermediate core region disposed between the inner and outer core regions and extending radially from about 5 mm to about 15.75 mm from the geometric center;

wherein the inner core region has a first hardness and the outer core region has a second hardness; and

wherein the intermediate core region has a third hardness, a fourth hardness and a plurality of hardnesses extending between the third hardness and the fourth hardness;

the first hardness being less than the hardness of the geometric center and the hardness of the outer surface;

the second hardness being greater than the hardness of the geometric center and the hardness of the outer surface;

the third hardness being less than the first hardness and the second hardness;

the fourth hardness being greater than the first hardness and the second hardness; and

the plurality of hardnesses increase from the third hardness to the fourth hardness.

8. The golf ball of claim 7, wherein the hardness of the geometric center is from about 30 Shore C to about 75 Shore C.

9. The golf ball of claim 7, wherein the hardness of the geometric center is from about 20 Shore D to about 55 Shore D.

10. A golf ball comprising:

a single layer core and a cover layer disposed about the single layer core,

the single layer core being formed from a substantially homogenous formulation and comprising a geometric center and an outer surface wherein a hardness of the outer surface is greater than a hardness of the geometric center;

the single layer core further comprising an inner core region disposed about the geometric center, an outer core region adjacent the outer surface, and an intermediate core region disposed between the inner and outer core regions and extending radially from about 5 mm to about 15.75 mm from the geometric center;

wherein the inner core region has a first hardness and the outer core region has a second hardness; and

wherein the intermediate core region has a third hardness, a fourth hardness and a plurality of hardnesses extending between the third hardness and the fourth hardness;

the first hardness being less than the hardness of the geometric center and the hardness of the outer surface;

the second hardness being greater than the hardness of the geometric center and the hardness of the outer surface;

the third hardness being substantially the same as the first hardness and less than the second hardness;

the fourth hardness being greater than the first hardness and less than the second hardness; and

the plurality of hardnesses increase from the third hardness to the fourth hardness.

11. The golf ball of claim 10, wherein the hardness of the geometric center is from about 30 Shore C to about 75 Shore C.

12. The golf ball of claim 10, wherein the hardness of the geometric center is from about 20 Shore D to about 55 Shore D.

\* \* \* \* \*