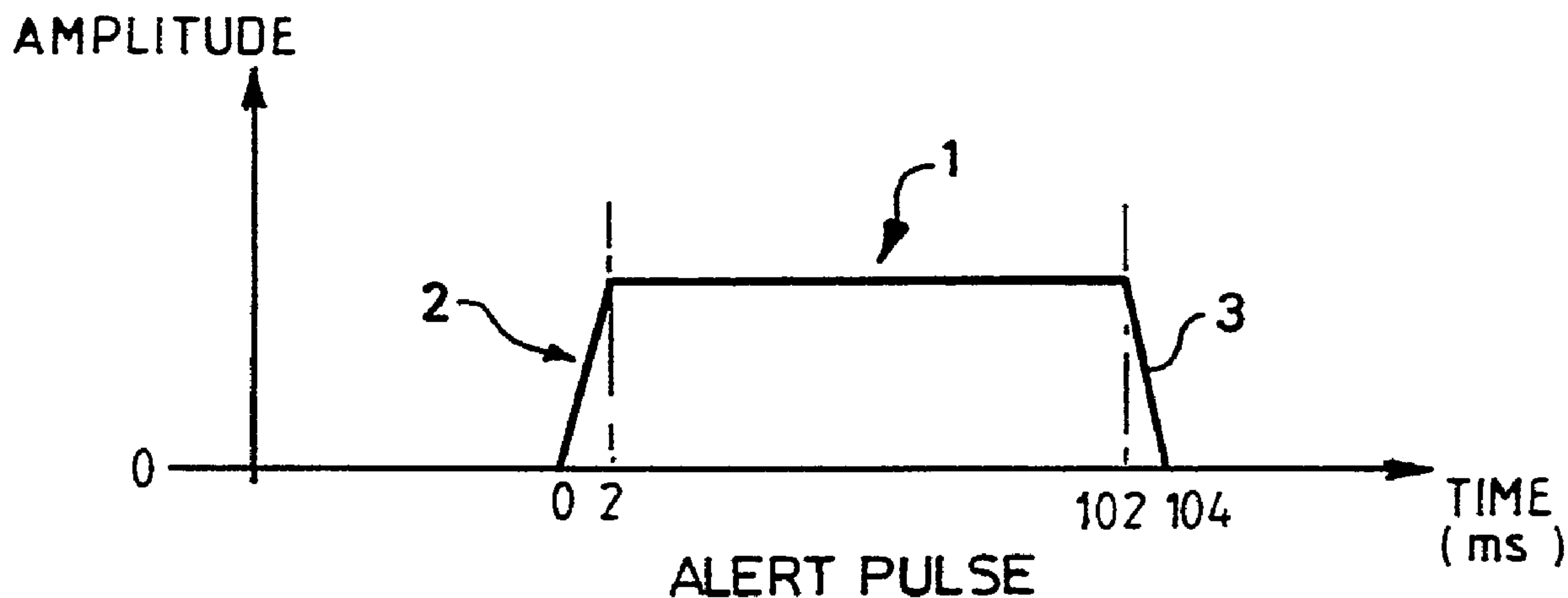




(86) Date de dépôt PCT/PCT Filing Date: 1996/06/17
 (87) Date publication PCT/PCT Publication Date: 1997/01/30
 (45) Date de délivrance/Issue Date: 2002/04/16
 (85) Entrée phase nationale/National Entry: 1998/01/06
 (86) N° demande PCT/PCT Application No.: GB 1996/001420
 (87) N° publication PCT/PCT Publication No.: 1997/003424
 (30) Priorités/Priorities: 1995/07/07 (9513887.1) GB;
 1995/10/17 (9521203.1) GB

(51) Cl.Int.⁶/Int.Cl.⁶ G08B 3/00, G08B 3/10
 (72) Inventeur/Inventor:
 WITHINGTON, Deborah Jane, GB
 (73) Propriétaire/Owner:
 SOUND ALERT LIMITED, GB
 (74) Agent: FETHERSTONHAUGH & CO.

(54) Titre : AMELIORATIONS APPORTEES A DES DISPOSITIFS DE LOCALISATION
 (54) Title: IMPROVEMENTS RELATING TO LOCATING DEVICES



(57) Abrégé/Abstract:

The invention relates to an improved locating device which can be used in a plurality of environments such as in buildings, transport vehicles, pedestrian aids and sirens which device produces a sound that alerts individuals to a situation such as potential danger and also enables them to locate the source of the sound with a view to moving in a given direction.

**PCT**WORLD INTELLECTUAL PROPERTY ORGANIZATION
International Bureau

INTERNATIONAL APPLICATION PUBLISHED UNDER THE PATENT COOPERATION TREATY (PCT)

(51) International Patent Classification ⁶ : G08B 3/10	A1	(11) International Publication Number: WO 97/03424 (43) International Publication Date: 30 January 1997 (30.01.97)						
(21) International Application Number: PCT/GB96/01420 (22) International Filing Date: 17 June 1996 (17.06.96) (30) Priority Data: <table border="0" style="width: 100%;"> <tr> <td style="width: 30%;">9513887.1</td> <td style="width: 30%;">7 July 1995 (07.07.95)</td> <td style="width: 40%;">GB</td> </tr> <tr> <td>9521203.1</td> <td>17 October 1995 (17.10.95)</td> <td>GB</td> </tr> </table> (71) Applicant (for all designated States except US): SOUND ALERT LIMITED [GB/GB]; 175 Woodhouse Lane, Leeds, West Yorkshire LS2 3AR (GB). (72) Inventor; and (75) Inventor/Applicant (for US only): WITHINGTON, Deborah, Jane [GB/GB]; 6 Heathfield Walk, Leeds, West Yorkshire LS16 7QQ (GB). (74) Agent: JONES, William; The Crescent, 54 Blossom Street, York, North Yorkshire YO2 2AP (GB).		9513887.1	7 July 1995 (07.07.95)	GB	9521203.1	17 October 1995 (17.10.95)	GB	(81) Designated States: AL, AM, AT, AU, AZ, BB, BG, BR, BY, CA, CH, CN, CZ, DE, DK, EE, ES, FI, GB, GE, HU, IL, IS, JP, KE, KG, KP, KR, KZ, LK, LR, LS, LT, LU, LV, MD, MG, MK, MN, MW, MX, NO, NZ, PL, PT, RO, RU, SD, SE, SG, SI, SK, TJ, TM, TR, TT, UA, UG, US, UZ, VN, ARIPO patent (KE, LS, MW, SD, SZ, UG), Eurasian patent (AM, AZ, BY, KG, KZ, MD, RU, TJ, TM), European patent (AT, BE, CH, DE, DK, ES, FI, FR, GB, GR, IE, IT, LU, MC, NL, PT, SE), OAPI patent (BF, BJ, CF, CG, CI, CM, GA, GN, ML, MR, NE, SN, TD, TG). Published <i>With international search report.</i>
9513887.1	7 July 1995 (07.07.95)	GB						
9521203.1	17 October 1995 (17.10.95)	GB						
(54) Title: IMPROVEMENTS RELATING TO LOCATING DEVICES								
(57) Abstract <p>The invention relates to an improved locating device which can be used in a plurality of environments such as in buildings, transport vehicles, pedestrian aids and sirens which device produces a sound that alerts individuals to a situation such as potential danger and also enables them to locate the source of the sound with a view to moving in a given direction.</p>								

Improvements Relating to Locating Devices

Field of Invention

This invention relates to signal patterns for use in locating devices; locating devices; and systems incorporating locating devices for use in, particularly but
5 not exclusively, buildings, domestic or commercial or large transport vehicles such as aircraft, liners or the like, or even in pedestrian aids such as road crossing devices, and indicating devices such as audible warning devices or sirens and, particularly but not exclusively, vehicle sirens, or monitors such as security monitors.

10 In instances of emergency, or even in instances where it is simply necessary to direct individuals to a predetermined location, audio and/or visual means may be provided in order to alert individuals to a given situation and/or to indicate a direction in which individuals must travel in response to said
15 situation. For example, in the instance where there is danger or hazard because of a domestic or commercial fire or in the instance where there is a leak either chemical or physical, such as in the form as radiation, it may be necessary to firstly alert individuals to the potential danger or hazard and secondly to ensure that the individuals can reach a safe environment. To this
20 end, domestic dwellings or indeed any of the aforementioned constructions, may be provided with smoke detectors and commercial buildings may be provided with smoke/chemical/radiation detectors and a combination of signs indicating a safe point of exit. Activation of the detectors typically result in a siren sounding which simply alerts individuals to potential danger and then

individuals, either through knowledge of their own domestic environment, or through following a number of signs are expected to find a safe point of exit.

Unfortunately, where there is a fire or a chemical leak visual signs can be used obscured from view and/or an individual's ability to see such signs can be impaired because of the effects of the smoke/chemical on vision. It therefore follows that the provision of a conventional alarm with or without signs is an insufficient safeguard to ensure that individuals can exit a building.

In addition to the above, in instances of danger or hazard, it may be desirable for skilled personnel such as fire fighters or paramedics, to enter a building and in these situations it would be advantageous if a means were provided for helping these people to navigate once inside the building. Furthermore, it would also be extremely advantageous to provide a means which enables skilled personnel in the building to locate other skilled personnel. Such means do not currently exist.

In other instances of emergency for example, where a vehicle's siren is sounding individuals may need to locate the siren and thus the vehicle in order to take evasive action. Whilst it is true to say that individuals may have learnt to recognise and respond to the sound patterns generated by vehicles sirens such as those generated by police vehicles, ambulances or fire tenders it is not true to say that individuals can easily locate such vehicles, especially whilst undertaking another task e.g. whilst driving, and so be able to respond. This can be extremely problematical where an emergency service vehicle needs to speed safely to the site of an incident. It therefore follows that the provision of a siren which simply makes a loud noise, albeit that the

pattern of the noise may be distinctive, is not enough to ensure that individuals can respond accordingly.

There are also many other instances where a device which facilitates localisation could be used to advantage. For example, a burglar alarm that was also adapted to enable localisation would be advantageous; aids for the visually impaired and "earcons" to replace or complement the icons associated with computer software could also be provided with a locating means in accordance with the invention to considerable advantage. It should therefore be apparent that although the invention has been described with reference to the above it has multiple applications and indeed can be used in any situation where it is desirable to provide an audio location device.

It is known that accurate sound localisation is one of the most complicated processes performed by the brain. Nevertheless, it is also known that, given appropriate cues, the brain can detect the direction of a sound source up to an accuracy of 2° . This high degree of accuracy is only possible when the sound is complex and made up of a majority of frequencies in our hearing range. The brain can not locate, with any degree of spatial precision, simple pure tones. Given this knowledge it is remarkable that for decades alerting sounds in common usage, in every and any situation, for which directionality would seem an essential characteristic, are not complex enough to permit accurate localisation. In other words devices which are supposed to help us localise sounds do not possess the acoustic complexity necessary for accurate localisation.

It is therefore an object of the invention to provide an alarm, aid or earcon which enables an individual to locate a given object and take appropriate

action.

According to a first aspect of the invention there is therefore provided a device which is adapted to emit either simultaneously and/or successively a locating sound comprising a majority of frequencies in the human hearing
5 range and an alerting sound comprising a minority of frequencies within the human hearing range.

In a preferred embodiment of the invention the said locating sound comprises either broadband noise or white noise or flat random noise. More preferably selected components of said noise are amplified or attenuated having regard
10 to the properties of a speaker of the device and/or the absorbing properties of the environment in which a listener is located and/or the auditory, either existing or expected, environment of a listener.

For example, an emergency vehicle device is ideally adapted such that frequencies above 4KHz are amplified either by selectively amplifying
15 frequencies of 4KHz or more and/or by selectively attenuating frequencies of less than 4KHz such that vehicle drivers hear an optimum locating sound, which is not deleteriously affected by the structure of the driver's vehicle and so has a relatively even spectral quality.

In a yet further preferred embodiment of the invention the said alerting sound
20 comprises any suitable alerting or alarming noise either of a conventional nature or otherwise.

More preferably still said locating and alerting sounds are emitted successively and ideally there is a predetermined interval between same.

More preferably further still said alerting sound comprises a number of bursts of sound either of the same nature and duration or otherwise.

In the instance where the alerting sound comprises bursts of sound the interval between each of said bursts may be identical or different and further
5 more the interval between said bursts and said emission of said locating and alerting sounds may be identical or different.

Preferably at least one of said bursts and more preferably each of said bursts of sound comprises a main fundamental frequency which in a preferred embodiment may be adapted to sweep over a frequency range. The
10 fundamental frequency of each of said bursts may be the same or different so that in one example only of the invention a number of successive bursts of alerting sound are provided prior to and/or during and/or after the emission of a locating sound.

In one embodiment of the invention there is provided a plurality of said
15 devices wherein each device has a different but distinctive second alerting sound. In this embodiment a selected skilled individual such as a fire fighter or paramedic is given one of the distinctive sounding devices and a knowledge of this distinctive sound is conveyed to other skilled personnel prior to the said individual entering a building. In this way a number of
20 skilled personnel can be provided with distinctive audio signals that will enable other individuals, within the same building, to firstly identify who, such as which class of personnel, is in the building, and secondly, where each of these individuals is located.

The time intervals and the frequencies of said locating and alerting sounds

and any intervals therebetween or therein are not crucial to the working of the invention save only that an individual must be able to locate a preselected device emitting said sounds and be alerted to the need to do so or vice versa.

5 In a further aspect, the invention also relates to a locating device which is adapted to emit locating sound comprising a majority of frequencies in the human hearing range at least one of which is selected so as to be amplified or attenuated.

10 Ideally a plurality of such frequencies are selected as above so that said device emits sound comprising at least one, and ideally a number of amplified or attenuated frequencies.

15 In this preferred aspect of the invention said amplification or attenuation is performed having regard to the sound absorbing properties of the environment or medium through which the sound is to travel and/or the auditory, existing or expected, environment through which the sound is to travel with a view to ensuring that a listener hears an optimum locating sound and is thus able to locate the device.

20 More specific embodiments of the invention will now be provided by way of example only in order that the reader may gain a clearer understanding of the invention, however it is not intended that the scope of the invention is to be limited in accordance with the following examples.

In one example of the invention said locating sound may be emitted for an interval between 1ms and continuity however, in another embodiment of the invention we prefer to emit the locating sound for between 10ms to 2secs and

ideally between 10ms to 500ms, more preferably between 150ms and 300ms or more preferably further still for a duration of approximately 200ms.

The locating sound may be ramped so that, for example, a 5ms onset time is followed by 190ms of sound emission and a 5ms offset time. Although we
5 prefer a locating sound having the aforementioned ramped profile obvious alterations may be provided without deviating from the scope of the invention. We have found that ramping, advantageously, avoids a ringing effect.

As an example only of locating sound broadband or white noise in a range
10 between 40Hz and 20kHz may be provided although in one embodiment we prefer to use 40Hz to 16kHz. However, it is not intended that the invention should be limited to these frequencies which are merely provided by way of exemplification, rather any sound of sufficient complexity which enables localisation can be used.

15 In so far as the alerting sound is concerned the duration may be between 1ms and an interval designed to attract the attention of an individual. In one embodiment of our invention we prefer to use a time interval of between 1ms and 100secs and ideally we prefer an interval between 1ms and 200ms, and
20 further we prefer our alerting sound to comprise a number of sound bursts, we prefer each burst to last for a duration of between 1ms and 100ms and ideally between 20ms and 30ms and to be separated by an interval of up to 50ms and ideally of 10ms. The number and nature of bursts may be selected according to a user's requirements, for example we have found that a short interburst interval provides for an alerting sound of greater perceived urgency.

In some instances we prefer the alerting sound to also be ramped, again in order to avoid ringing and a startled response.

We prefer the nature of the alerting sound to comprise a fundamental frequency, we have used a frequency between 100Hz to 3000Hz and ideally we prefer the frequency to be swept within a range between 100Hz to 2000Hz and ideally between 400Hz to 1200Hz and more preferably further still a frequency of approximately 500Hz.

The fundamental frequency may be swept between a fundamental start frequency and a fundamental finish frequency over the duration of the signal burst, the sweep commencing at the fundamental start frequency at the beginning of the signal burst and terminating at the fundamental finish frequency at the end of the signal burst.

Suitably, the fundamental frequency is swept between the fundamental start frequency and the fundamental finish frequency in a substantially linear manner.

The signal burst preferably comprises at least a first main frequency, a second main frequency and a third main frequency. The first, second and third main frequencies may each be swept during the duration of the signal burst.

The first, second and third main frequencies may be swept in a substantially linear manner between the start and the end of the signal burst duration.

The first main frequency is preferably of higher frequency than the fundamental frequency. The second main frequency is of higher frequency

than the fundamental and of higher frequency than the first main frequency. The third main frequency is higher than the fundamental, first or second main frequencies at any instance during the sound burst.

5 A said main frequency may comprise a harmonic of the first frequency. A first main frequency may comprise a first at least one harmonic of the fundamental frequency. A second main frequency may comprise a second at least one harmonic of the fundamental frequency. A third main frequency may comprise a third at least one harmonic of the fundamental frequency.

10 As the fundamental frequency is swept between the fundamental start frequency and the fundamental finish frequency, the first main frequency may be swept between a first start frequency and a first finish frequency. The first start frequency may be a harmonic frequency of the fundamental start frequency. The first finish frequency may be an harmonic frequency of the fundamental finish frequency.

15 The second and third main frequencies may be swept between respective second and third start frequencies and second and third frequencies.

20 By providing a plurality of main frequencies each of which are swept in frequency as the fundamental frequency is swept, and which thereby maintain at any instant during the sound burst, a harmonic relationship between the fundamental frequency and the first, second and third main frequencies, a distinctive burst of sound may be produced which the human brain finds to be alerting.

However, by selecting the first, second and/or third main frequencies to be

away from harmonics of the fundamental frequency, a burst of sound can be produced which although unpleasant to the human ear, is equally distinctive and alerting.

5 Preferably the alerting sound is repeated a plurality of times. Suitably an alert signal burst is produced, and then after a first delay, another alert signal burst is produced and then, after a second delay, another alert signal burst is produced.

10 Preferably the first and/or second delays each have a duration in the range 5ms to 100ms. Optimal delay times have found to be of the order of 10ms, or of the order of 50ms.

Preferably after the final alert signal burst, there is a third delay, followed by the noise burst.

15 When a signal pattern of this type is applied to a siren, or other sound generator, the siren produces three alerting sound bursts, repeated in series, followed by a locating sound burst. This may have the effect of initially alerting a hearer to the presence of the siren (the alerting sound burst), and then enabling the hearer to judge the direction of the siren (by listening to the locating sound burst).

20 The selection of a fundamental frequency can be varied along with the associated harmonics according to a user's requirements.

Moreover, the relative level of each harmonic may be varied to provide an alerting sound of selected timbre.

In yet further preferred embodiments of the invention the said devices are provided with a cut-out means which after a preselected interval of time disables at least the locating sound.

5 The advantage of this embodiment of the invention is that it ensures that individuals will not travel towards a site of danger but will merely be alerted to the need to take action. Ideally the said interval of time can be adjusted having regard to the nature of the environment in which the device is to be located. For example, in the instance where a fire has occurred and an environment is thought to comprise highly combustible items then the cut-out
10 interval will be short, or at least shorter than an interval selected for an environment where there are known to be no combustible items and where there may also be an escape exit.

Alternatively the cut-out means may be activated once a heat/chemical/radiation detector, or other detector, associated with the device
15 records a preselected level of a corresponding indicator such as smoke, chemicals, radiation etc.

In this preferred embodiment of the invention after a suitable instance in time said cut-out means may also disable the alerting means. In this instance individuals may be advised to travel towards noise and ideally towards
20 locating noise.

Ideally the said device also includes or is associated with a camera or recorder such as, for example, in a security system where an image of an intruder is required and the device thus included means to prompt the intruder to look toward said camera or recorder.

According to a second aspect of the invention there is provided a system for emitting a locating and alerting sound in accordance with the invention which system comprises at least first and second devices each adapted to emit at least one, and in totality both of said locating and alerting sounds, and further
5 wherein said system comprises a control means for coordinating the emission of said locating and alerting sounds so as to provide for, in totality, the emission of, either simultaneously and/or successively, a locating sound and an alerting sound.

The system of the invention may include any of the features either singularly
10 or in combination afore described.

According to a yet third aspect of the invention there is provided a signal pattern comprising a locating and alerting sound in accordance with the invention.

According to a yet fourth aspect of the invention there is provided a siren for
15 an emergency vehicle, wherein the siren is adapted to emit a sound signal comprising; an alerting sound, and a locating sound phase.

Ideally the alerting sound comprises a plurality of sound bursts, each sound burst comprising a fundamental frequency which is swept over a frequency range within a respective duration of each sound burst.

20 Ideally the locating sound comprises a majority of frequencies in the human hearing range and ideally broadband noise.

Suitably, the alerting sound phase is of total duration in the range 250ms to

600ms, and suitably in the range of 370ms to 450ms.

Preferably the locating sound phase is of total duration in the range 10ms to 500ms, and suitably around 200ms to 250ms.

5 An emergency vehicle siren producing a generated sound pattern as described above may reduce the number of accidents involving emergency vehicles, and reduce journey times for emergency vehicles, particularly through heavy traffic.

The invention includes a sound generating means arranged to receive an audio signal pattern as described with reference to the above aspects.

10 The invention includes a signal generating means adapted to produce an audio signal or an audio signal pattern or a sound as described by the above aspects.

The invention includes a signal storage means adapted to carry an audio signal or signal pattern signal as described by the above aspects.

15 The invention will now be described by way of example only in order that the reader may more readily understand the nature of the device, system, signal pattern and siren in accordance with the invention. However, it is not intended that the scope of the invention should be limited by the following information which is provided by way of exemplification only.

20 Figure 1 shows a general representation of an audio signal burst of a first duration, for producing an alerting sound;

Figure 2 shows another audio signal burst of a second duration, for producing a locating sound;

Figure 3 shows a first signal pattern;

Figure 4 shows a second signal pattern;

5 Figure 5 describes in chart form the second alert signal burst of Table 2.

Table 1 describes a first specific alert signal burst;

Table 2 describes a second specific alert signal burst;

Table 3 describes a third specific alert signal burst;

Table 4 describes a fourth specific alert signal burst;

10 Table 5 describes a fifth specific alert signal burst;

Table 6 describes a sixth specific alert signal burst;

Table 7 describes a seventh specific alert signal burst;

Table 8 describes a eighth specific alert signal burst; and

15 Figures 1 to 5 of the accompanying drawings and Tables 1 to 8 of the accompanying tables describe specific audio signals and audio signal patterns, which may take the form of electronic signals fed to a siren or other like

sound generating means. A sound produced by the siren or other sound generating means will contain substantially the same frequency and amplitude components, but rather than in electric signal form, will be in the form of a pressure wave in air, or other like medium which surrounds the siren/signal
5 generating means.

Referring to Figure 1 of the accompanying drawings, there is shown an alert signal burst 1. The alert signal burst 1 comprises a 100ms burst of audio signal having a 2ms leading edge, or rise time, 2, in which the signal is raised from a low amplitude level corresponding to an inaudible sound, to a high
10 amplitude level corresponding to a loud audible sound, and a 2ms falling edge, or fall time, 3 in which the signal falls from its high amplitude level, to its low amplitude level.

The alert signal burst of Figure 1 is intended to produce a sound which immediately commands the attention of a listener in the vicinity of the siren
15 sound signal generator means.

Referring to Figure 2 of the accompanying drawings, there is shown a locating audio signal burst comprising a 190ms burst of white noise, having a 5ms leading edge in which the white noise signal or broadband noise in the range 40Hz to 4kHz, which undergoes an amplitude transition from a
20 minimum amplitude level in which the signal produces an inaudible, or barely audible sound or no sound to maximum amplitude level, and 5ms trailing edge, in which the signal undergoes transition from its maximum level to its minimum level.

The locating audio signal burst of Figure 2 is intended to allow location of

the sound generator by a listener, e.g. the siren, emitting a sound in accordance with the audio signal burst of Figure 3.

It has been found experimentally that a human listener may more easily locate a broadband noise sound signal than a monotone or polytone signal comprising a few frequencies. The human brain is capable of distinguishing the direction from which a broadband sound, e.g. white noise sound emits, taking account of reflections from obstacles, etc. and background noise.

Referring to Figure 3, there is shown a first audio signal pattern. The first audio signal pattern comprises an alerting phase 30, comprising a plurality of successive alert pulses 31, 32, 33, the alert pulses repeated one after each other, with a 10ms silence between the finish of a preceding alert pulse and commencement of a successive alert pulse; and a localising phase 40 in which a localising audio signal burst 34 is provided. At the end of the alerting phase, a 50ms silence is provided before commencement of the locating phase. The duration of the localising audio signal burst 34 is predetermined, and may be in the range 100ms to 400ms and optimally, around 200ms. The localising signal burst 34 is separated by the silent period of 50ms, from the preceding alert signal burst 33.

After the localising signal burst 34 there is a 50ms silence at the end of the localising phase 40 prior to repeating the alerting phase 30 of a subsequent signal pattern.

It is found experimentally that by repeating an alert sound burst three times, with a slight delay between bursts, and then, after a further delay consulting a locating sound burst, a human listener is placed in an attentive state by the

alert sounds and then locates the direction from which the sounds are coming, by hearing the locating sound.

The alert signal bursts 31, 32, 33 in the alerting phase 30 may each comprise respective fundamental, first, second and third main frequency components F_F , F1, F2, F3. Each of the main frequency components may be present in the alert pulse in varying amplitude proportions.

For example another second alert signal burst is described in Table 2 of the accompanying tables. The second alert signal burst comprises a fundamental frequency component F1 commencing at 600Hz and rising over a 500Hz frequency sweep, to 1100Hz.

In the second signal alert burst as described in Table 2, there are present four frequency components comprising a fundamental, and first, second, and third harmonics of the fundamental. As the fundamental sweeps in frequency over the duration of the alert pulse, the first, second, and third harmonics similarly sweep in harmonic relation to the fundamental.

In the second alert signal burst, the fundamental frequency F_0 which sweeps over the duration of the alert pulse at a start frequency of 600Hz, over a 500Hz range to 1100Hz. The first main frequency F1 element sweeps between 1200Hz and 2200Hz over the duration of the alert signal burst. The second main frequency element F2 sweeps between 1800Hz and 3300Hz over the duration of the alert signal burst. The third main frequency component F3 sweeps from a start frequency of 2400Hz to a finish frequency of 4400Hz over the duration of the alert signal burst.

Respective third and fourth alert signal bursts are described in Tables 3 and 4 of the accompanying tables. Each of the third or fourth alert pulses may be repeated in the alerting phase of a sound pattern, with 10ms silent periods between successive alert signal burst, and with a 50ms silence between the
5 end of the final alert signal burst and the commencement of the locating signal burst 34.

Referring to Table 3, the third alert signal burst comprises a fundamental frequency component of 400Hz carrier frequency, which travels over a 500Hz frequency sweep to raise to 900Hz at the end of the 100ms duration of the
10 alert signal burst.

There may be provided first, second and third main frequency components F1, F2, F3 respectively which in the third alert pulse are present in equal amplitude to each other.

The fourth alert signal burst as described in Table 4, comprises a first
15 frequency component F1 of 600Hz, modulated by 500Hz sweep to raise to 1100Hz over the 100ms duration of the signal burst. A first main frequency component F1 sweeps in the range 1200Hz to 2200Hz, a second main frequency component F2 sweeps in the range 1800Hz to 3300Hz, and a third main frequency component F3 sweeps in the range 2400Hz to 4400Hz. The
20 fundamental and first to third main frequency components are present in equal amplitude proportion, i.e. in the proportion F_F F1: F2: F3 = 0dB: 0dB: 0dB: 0dB.

The fundamental, the first second and third main frequency components F_F , F1, F2, F3 respectively may be present in the ratio F_F : F1: F2: F3: = 0dB: -

3dB: -6dB: 9dB.

Referring to Table 8, an eighth alert signal burst which may be used in alerting phase 30, comprises a main fundamental frequency component F_F swept from 600Hz to 1100Hz over the 100ms duration of the alert signal burst 30; a first main frequency component F1 comprising a swept frequency signal beginning at 800Hz and swept to 1467Hz over the duration of the alert signal burst 30; a second main frequency component F2, commencing at 1000Hz and swept to 1833Hz over the duration of the alert signal burst 30, and a third main frequency component F3, beginning at 1200Hz and swept upwardly in frequency to 2200Hz over the duration of the alert signal burst 30. The main frequency components F_F , F1, F2, and F3 are present in the eighth alert signal burst of Table 8 in the ratio as follows; 0dB: 0dB: 0dB: 0dB i.e. present in equal amplitude proportions to each other.

In the eighth alert signal burst of Table 8, the first second and third main frequencies do not lie on harmonics of the fundamental frequency. The ratio of F_F , F1, F2 and F3 is maintained at approximately 1: 1.33: 1.666: 2.0 throughout the frequency sweep and throughout the duration of the alert signal burst.

Further examples of alert signal burst are described in Tables 1 and 5 to 7 of the accompanying tables.

The sound pattern of Figure 3 is fed to a sound generating means, e.g. a siren to produce a sound which is played through the siren of, for example, an emergency vehicle and which has substantially the same frequency characteristics as the sound pattern of Figure 3.

In experimental tests, the signal of Figure 3 was supplied to a broad range speaker, and the output of the speaker measured using an SPL meter. The speaker running at 2,400 revs per minute produced a 63dB(A) rms signal, having a 77dBa peak. The signal of Figure 3 was measured at 52-64dB(A) rms, (69-77.5 dB (A) peak).

Under experimental conditions, eight broad range speakers were used and were found to produce peak signals to within ± 3 dB(A) of each other. The signals were measured against a background of white noise to test their audibility against the white noise background.

Referring to Figure 4, there is shown a second signal pattern comprising an alerting phase 50, the alerting phase comprising a series of alert signal bursts 51-53 played sequentially, with 50ms silences between successive alert signal bursts, followed by a 50ms silence at the end of the alerting phase; and a localising phase 60 comprising one or a plurality of localising signal bursts 54 played in series and separated by each other by a 50ms silence.

Any one or more, or any combination of the aforementioned signal patterns may be feed through a sound generating means in any of the devices for which the invention has application. For example the sound pattern may be feed to an alarm, an aid, or an earcon or indeed or any other device where location of an object in an alerting situation is important.

Although the invention has been described by reference to a single sound generating means the invention also comprises a system where a plurality of sound generating means are provided and either first and second sound generating means are adapted to emit first and second sounds i.e. locating

sounds and alerting sounds respectively; or alternatively a system where a plurality of sound generating means are adapted to emit both said first and second sounds in a controlled manner so that the nature and duration of said sounds can be predetermined and the interaction of each of one or more of said devices may be controlled so as to provide for a preselected sound pattern which represents the totality of the sound emitted from all or selected ones of said devices.

In the instance where the invention is to be used in relation to a fixed structure such as a building the locating sound may comprise bursts of locating noise wherein the interval between each of said bursts successively diminishes and/or the length of each burst of locating noise successively diminishes thus providing for a noise pattern of quickening sound or continuity.

The invention thus provides for a sound device having the following advantageous properties:

- (i) The sound is relatively unaffected by reflections or echoes of the sound from buildings etc.
- (ii) The sound allows a person hearing the sound to estimate the distance of the object from which the sound emanates.
- (iii) In the instance where the invention is embodied in a vehicle siren the identification of vehicle speed, vehicle type, vehicle location is possible.

- (iv) The sound can be adapted so as to be easily distinguishable from fire alarms, car alarms, or burglar alarms in the vicinity of the vehicle.
- 5 (v) The sound is easily distinguished from and stands out from general background noise, street noise, passing aircraft etc.
- (vi) The sound enables a person hearing the sound, to estimate the direction relative to the person from which the sound is coming from.
- (vii) The sound immediately alerts a person who hears the sound.
- 10 (viii) The sound may enable a person hearing the sound to identify the particular type of vehicle, e.g. police car, ambulance, fire engine to which the sound relates.
- (ix) In the instance where the invention is embodied in a device or system for location in a building, the sound enables the person hearing the sound to navigate safe route of entry/exit.
- 15 (x) In the instance where the invention is embodied in a burglar alarm the sound enables the person hearing the sound to detect the location of the alarm and thus the burgled site.
- (xi) In the instance where the invention is embodied in an aid for the visually handicapped the sound enables the person hearing the sound to navigate.
- 20

- (xii) In the instance where the device includes or is associated with a camera or recorder the device ensures that a suitable image of an intruder is recorded.

5 Other advantageous properties of the invention will be apparent to those skilled in the art and to those who have experience of the invention.

24

Table 1

Burst 50
(type 2) F1 400 Hz with 500 Hz sweep.
10mS interpulse gap alerting phase. 50mS alerting - locating
F1 400 Hz ~ 900 Hz @ 0dB
F2 800 Hz ~ 1800 Hz @ -3dB
F3 1200 Hz ~ 2700 Hz @ -6dB
F4 1600 Hz ~ 3600 Hz @ -9dB
F5 2000 Hz ~ 4500 Hz @ -12dB
Where F1 is the fundamental frequency

Table 2

Burst 51
(type 1) F1 600 Hz, 500 Hz sweep.
10mS interpulse gap alerting phase. 50mS alerting - locating
F1 600 Hz ~ 1100 Hz @ 0dB
F2 1200 Hz ~ 2200 Hz @ 0dB
F3 1800 Hz ~ 3300 Hz @ 0dB
F4 2400 Hz ~ 4400 Hz @ 0dB
Where F1 is the fundamental frequency

Table 3

Burst 52
(type 1) F1 400 Hz, 500 Hz sweep.
10mS interpulse gap alerting phase. 50mS alerting - locating
F1 400 Hz ~ 900 Hz @ 0dB
F2 800 Hz ~ 1800 Hz @ 0dB
F3 1200 Hz ~ 2700 Hz @ 0dB
F4 1600 Hz ~ 3600 Hz @ 0dB
Where F1 is the fundamental frequency

Table 4

Burst 53
(type 1) F1 600 Hz, 500 Hz sweep.
10mS interpulse gap alerting phase. 50mS alerting - locating
F1 600 Hz ~ 1100 Hz @ 0dB
F2 1200 Hz ~ 2200 Hz @ -3dB
F3 1800 Hz ~ 3300 Hz @ -6dB
F4 2400 Hz ~ 4400 Hz @ -9dB
Where F1 is the fundamental frequency

25

Table 5

Burst 42A (type 2)	F1 600 Hz, 500 Hz sweep. 50mS interpulse gap.
	F1 600 Hz ~ 1100 Hz @ 0dB
	F2 1200 Hz ~ 2200 Hz @ -3dB
	F3 1800 Hz ~ 3300 Hz @ -6dB
	F4 2400 Hz ~ 4400 Hz @ -9dB

Table 6

Burst 42BC (type 2)	F1 600 Hz with 500 Hz sweep. 50mS interpulse gap.
	F1 600 Hz ~ 1100 Hz @ 0dB
	F2 1200 Hz ~ 2200 Hz @ 0dB
	F3 1800 Hz ~ 3300 Hz @ 0dB
	F4 2400 Hz ~ 4400 Hz @ 0dB

Table 7

Burst 46 (type 2)	INHARMONIC. 50mS interpulse gap, equal amplitude.
	F1 600 Hz swept to ..1100HZ, Fa 900 Hz swept to 1650 Hz
	Fb 1200HZ swept to 2200 Hz, Fc 1500 Hz swept to 2750 Hz

Table 8

Burst 47 (type 1)	INHARMONIC. 50mS interpulse gap, equal amplitude.
	F1 600 Hz swept to 1100 Hz @ 0dB
	Fa 800 Hz swept to 1467 Hz @ 0dB
	Fb 1000 Hz swept to 1833 Hz @ 0dB
	Fc 1200 Hz swept to 2200 Hz @ 0dB

27619-10

26

CLAIMS:

1. A directing and alerting device which is adapted to emit either simultaneously or successively a locating sound comprising broad band noise formed from frequencies
5 emitted simultaneously and falling within a human hearing range between 40 Hz and 20 kHz; and an alerting sound comprising at least one frequency within the human hearing range.
2. A device according to Claim 1 wherein said
10 locating sound includes white noise or a flat random noise.
3. A device according to Claims 1 or 2 wherein said locating sound includes at least one selected frequency which is either amplified or attenuated.
4. A device according to any one of Claims 1, 2 or 3
15 wherein said locating and alerting sounds are emitted successively.
5. A device according to Claim 4 wherein there is a predetermined interval between said emissions.
6. A device according to any one of Claims 1 to 5
20 wherein said alerting sound includes a plurality of bursts of sound.
7. A device according to Claim 6 wherein the interval(s) between said bursts is predetermined.
8. A device according to Claim 6 or Claim 7 wherein
25 the interval between said bursts of alerting sound and said locating sound is predetermined.
9. A device according to any one of Claims 6 to 8 wherein at least one of said bursts includes a main fundamental frequency.

10. A device according to Claim 9 wherein said fundamental frequency sweeps over a frequency range.
11. A device according to any one of Claims 6 to 10 wherein at least two of said bursts are of different frequency.
- 5 12. A device according to any one of Claims 1 to 11 wherein said alerting sound is emitted prior to said locating sound.
13. A device according to any one of Claims 1 to 11 wherein said alerting sound is emitted after said locating
10 sound.
14. A device according to any one of Claims 1 to 13 wherein said alerting sound includes at least two distinctive components.
15. A device according to any one of Claims 1 to 14
15 wherein said alerting sound is ramped.
16. A device according to any one of Claims 1 to 15 which is further provided with a cut-out means which after a preselected interval of time disables or cuts-out at least the locating sound.
- 20 17. A device according to any one of Claims 1 to 15 which is further provided with a cut-out means which following selective activation disables or cuts-out at least the alerting sound.
18. A device according to any one of Claims 1 to 17
25 wherein said device further includes or is associated with a camera or a recorder.
19. A device according to any one of Claims 1 to 18 wherein said device further includes at least first and second

27619-10

28

devices each adapted to emit at least one, and in totality both said locating and alerting sounds, and further wherein said device includes a control means for coordinating the emission of said locating and/or alerting sounds either
5 simultaneously or successively.

20. A device according to any one of Claims 1 to 19 wherein said device is provided with amplification and/or attenuation means for selectively amplifying or attenuating at least one frequency component of said locating sound.

10 21. A signal generating means including a means for generating a locating sound including a burst of broad band noise covering a majority of frequencies in the human hearing range or a locating sound including a burst of broad band noise covering a majority of frequencies in the human
15 hearing range and an alerting sound according to any one of Claims 1 to 20.

22. A signal storage means in which there is stored an audio signal including a locating sound including a burst of broad band noise covering a majority of frequencies in the
20 human hearing range or a locating sound including a burst of broad band noise covering a majority of frequencies in the human hearing range and an alerting sound according to any one of Claims 1 to 21.

23. Use of a device which is adapted to emit a
25 locating sound comprising broad band noise formed from frequencies emitted simultaneously and falling within a human hearing range between 40 Hz and 20 kHz.

24. Use of a device according to Claim 23 wherein said broad band noise is emitted for between 10 ms to 2 secs.

27619-10

29

25. Use of a device according to any one of Claims 23 or 24 wherein the broad band noise is ramped.

26. Use of a device according to any one of Claims 23 to 25 wherein broad band noise in a range between 40Hz and
5 20 kHz, more preferably 40 Hz to 16 kHz is provided.

27. A signal generating means when used as a directing and alerting device according to any one of Claims 1 to 20.

28. A signal storage means when used as a directing and alerting device according to any one of Claims 1 to 20.

10 29. A device which is adapted to emit a locating sound comprising broad band noise formed from frequencies emitted simultaneously and falling within a human hearing range between 40 Hz and 20 kHz.

30. A device according to Claim 29 wherein said broad
15 band noise is emitted for a time period between 10 ms and 2 secs.

31. A device according to Claim 29 wherein the broad band noise is ramped.

32. A device according to any one of Claims 29, 30, 31
20 wherein broad band noise in a range between 40 Hz and 20 kHz is provided.

33. A device according to Claim 29 wherein broad band noise in a range between 40 Hz to 16 kHz is provided.

34. A device comprising signal generating means
25 comprising means for generating a locating sound comprising a burst of broad band noise covering a majority of frequencies emitted simultaneously in the human hearing range within 40 Hz and 20 kHz.

27619-10

30

35. A device comprising signal generating means according to Claim 34 wherein said means generate frequencies comprising said broad band noise simultaneously.

36. A device comprising signal storage means in which
5 there is stored an audio signal comprising a locating sound comprising a burst of broad band noise covering a majority of frequencies emitted simultaneously in the human hearing range within 40 Hz and 20 kHz.

FETHERSTONHAUGH & CO.
OTTAWA, CANADA
PATENT AGENTS

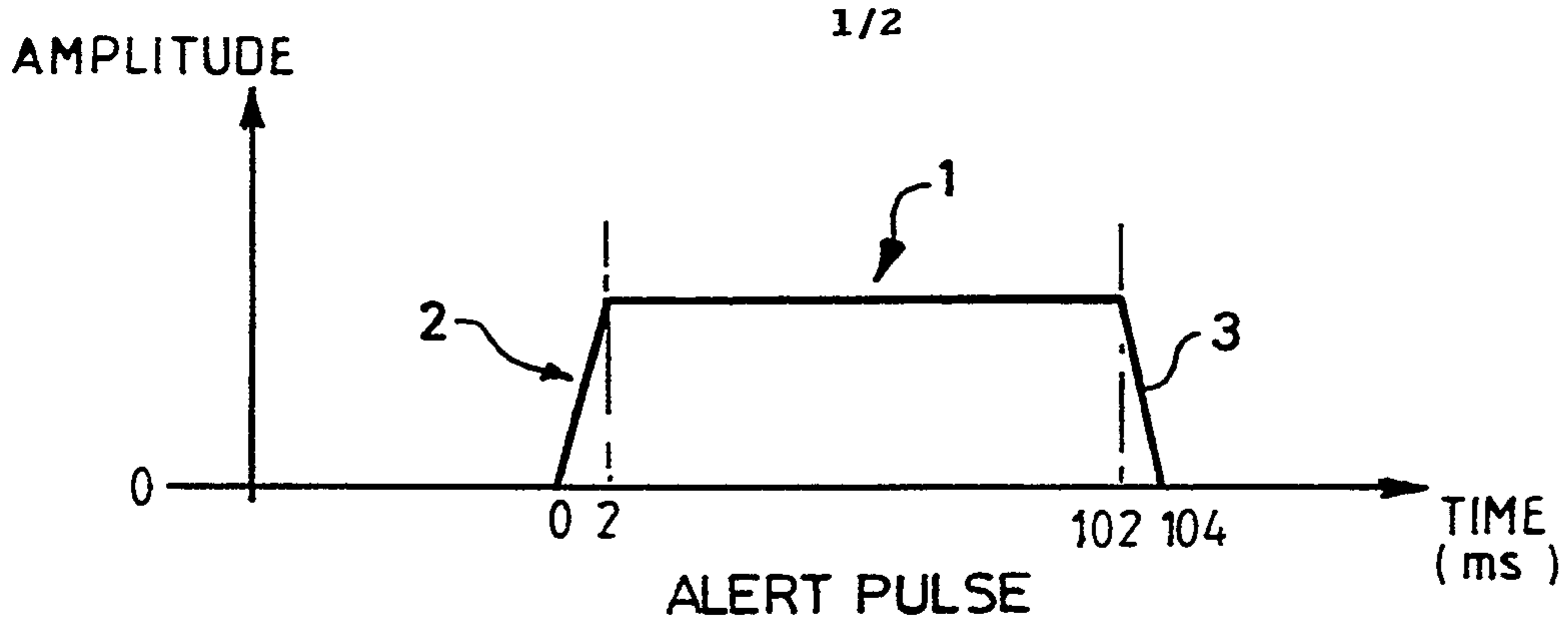


Fig. 1

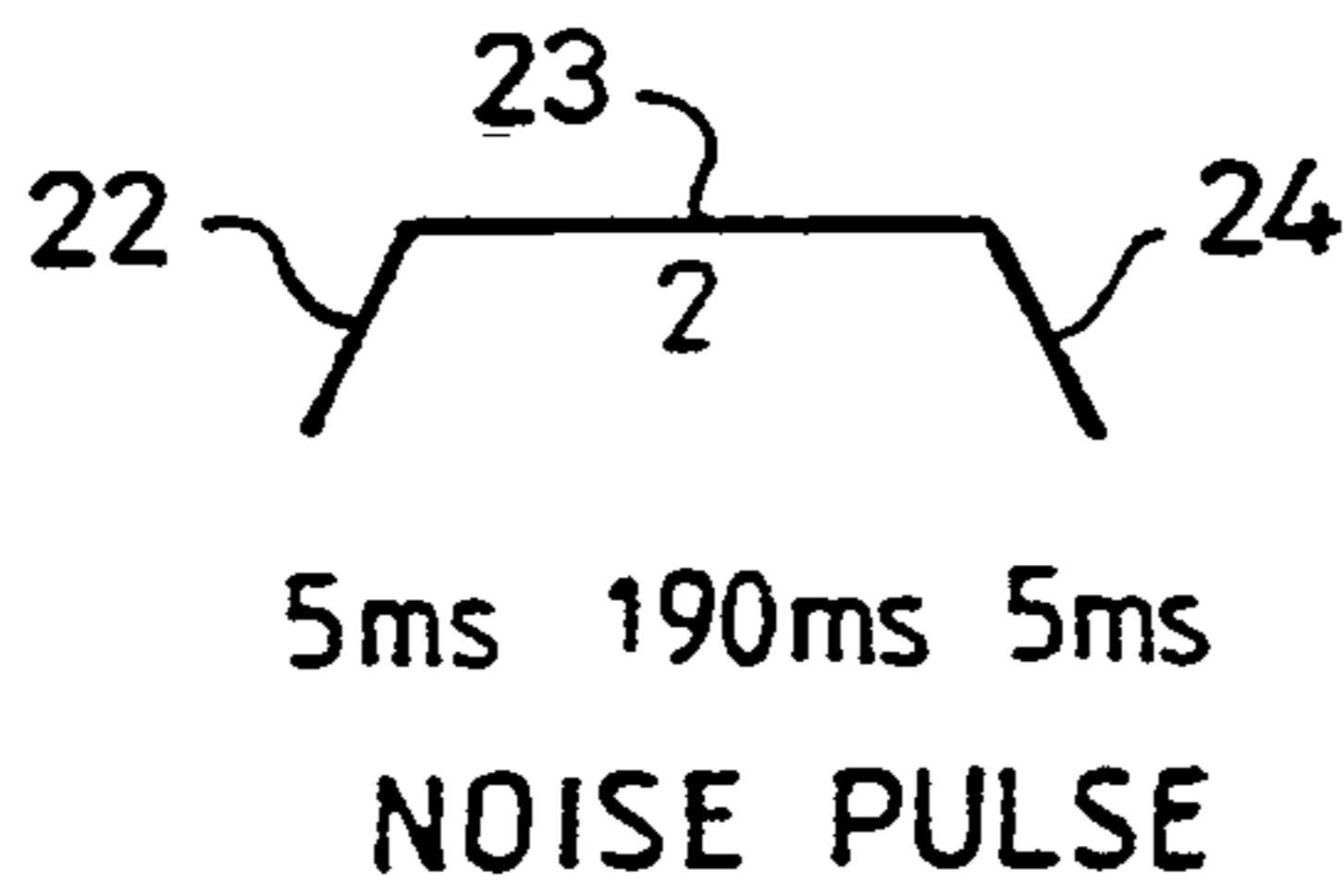


Fig. 2

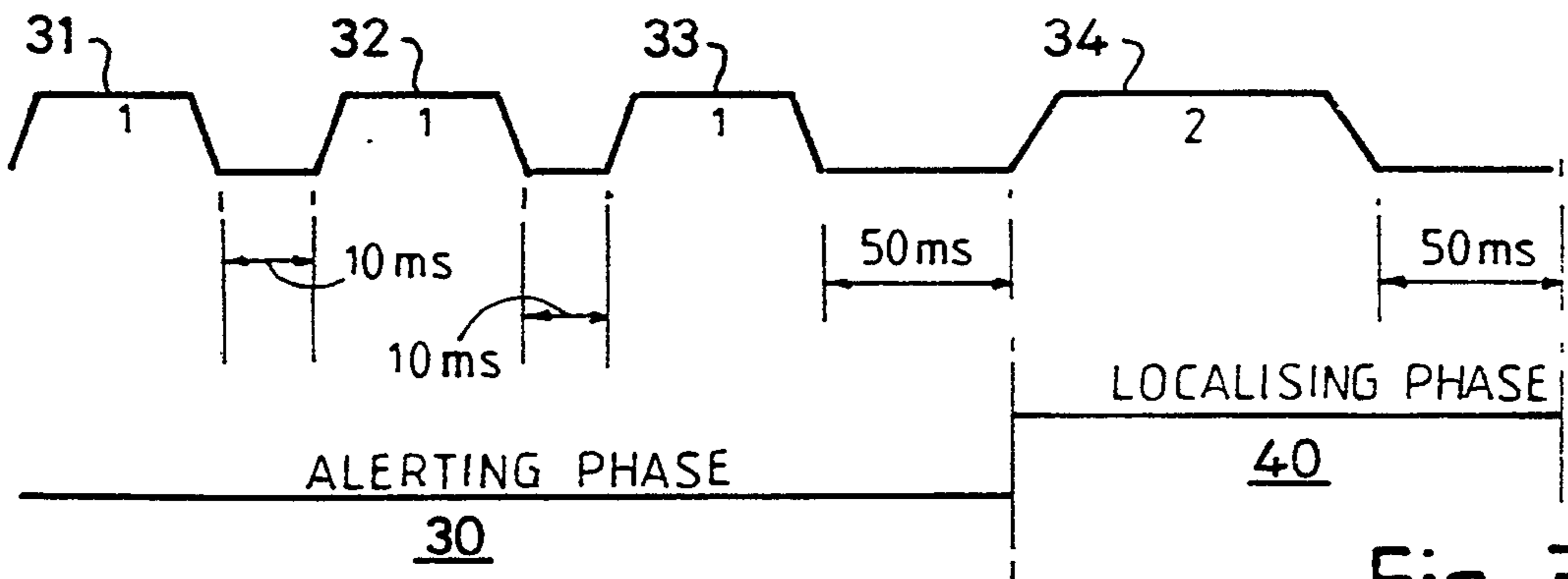


Fig. 3

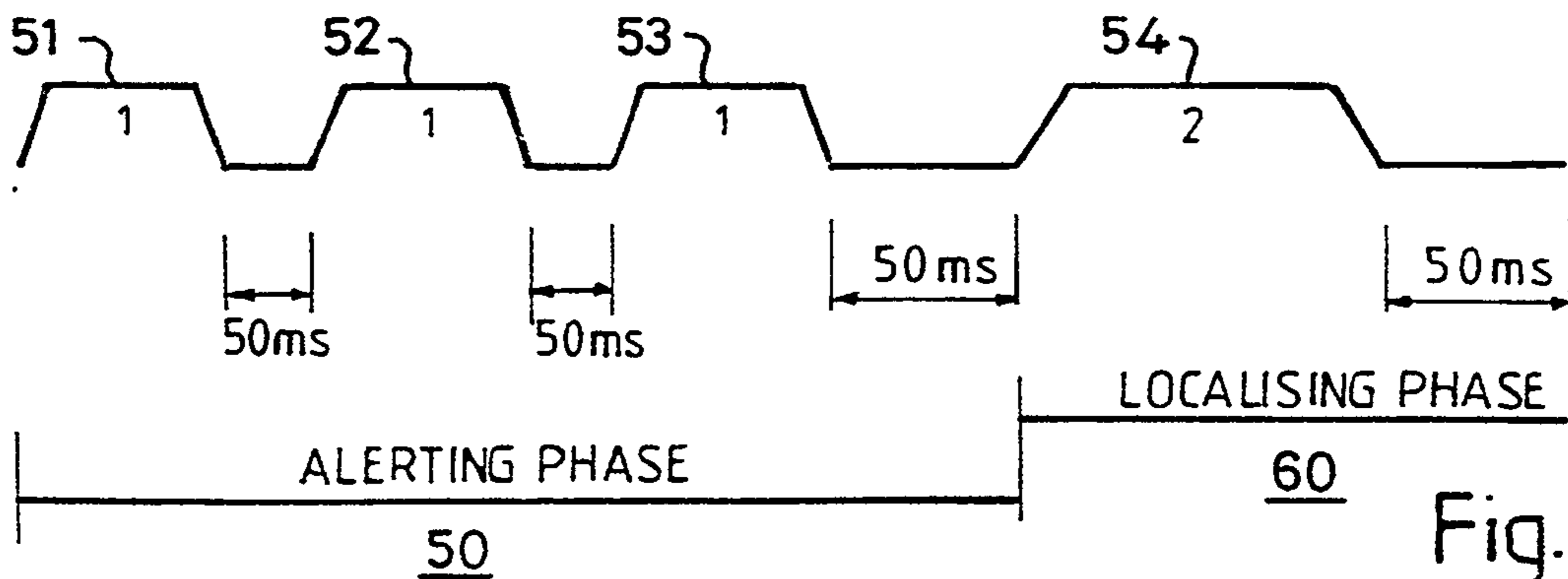


Fig. 4

2/2

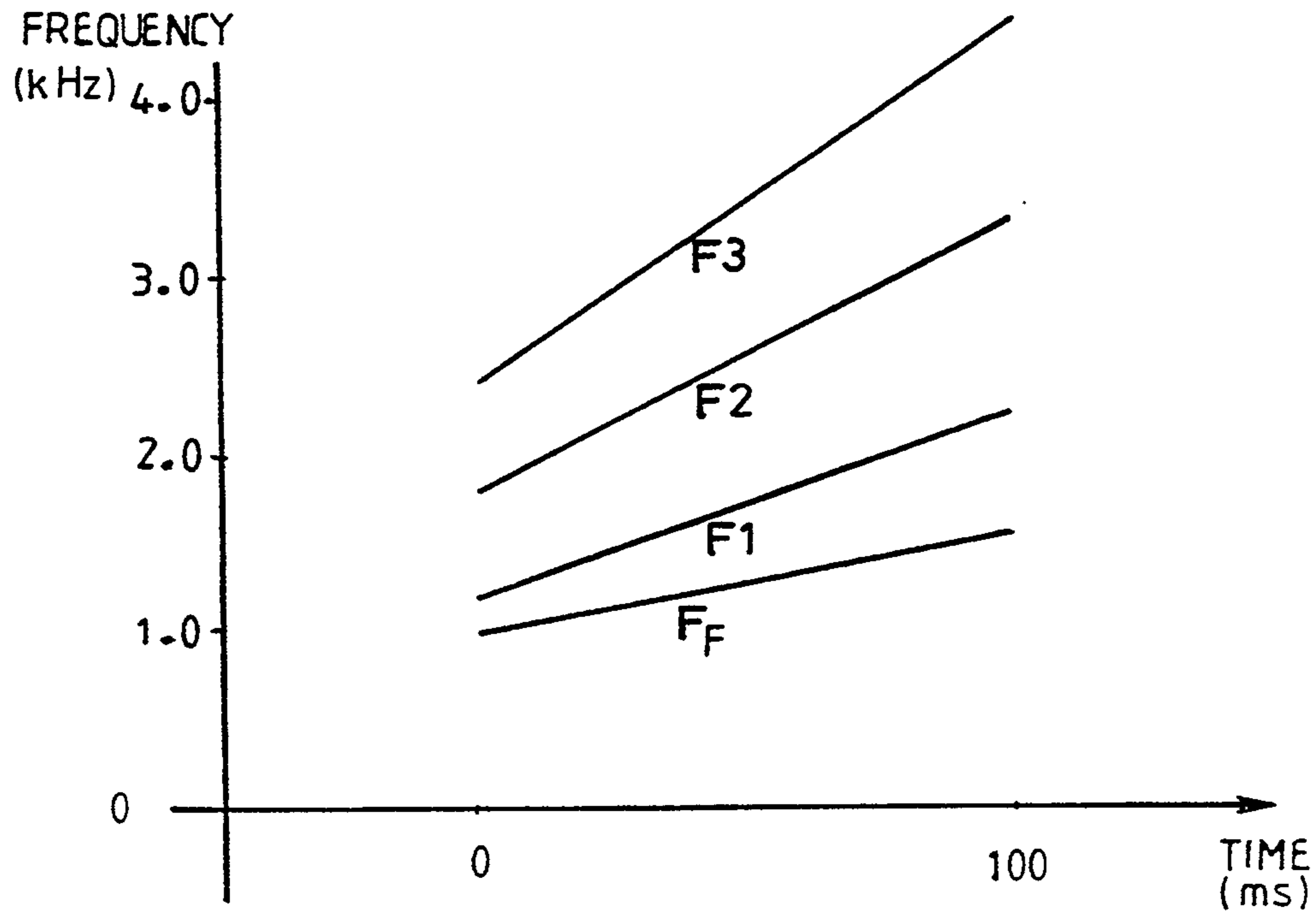


Fig. 5

AMPLITUDE

